

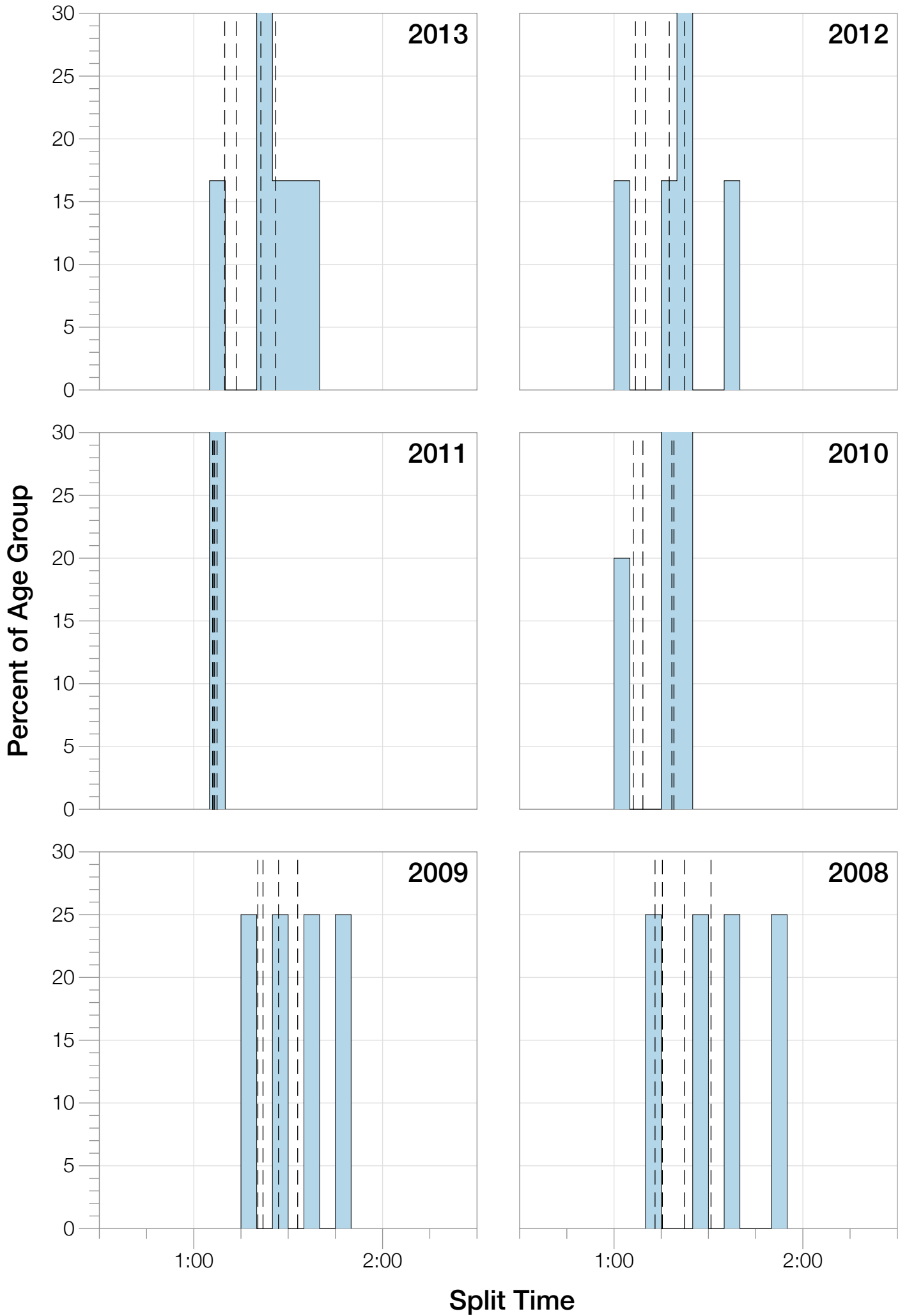
Ironman Australia Statistics

F55-59

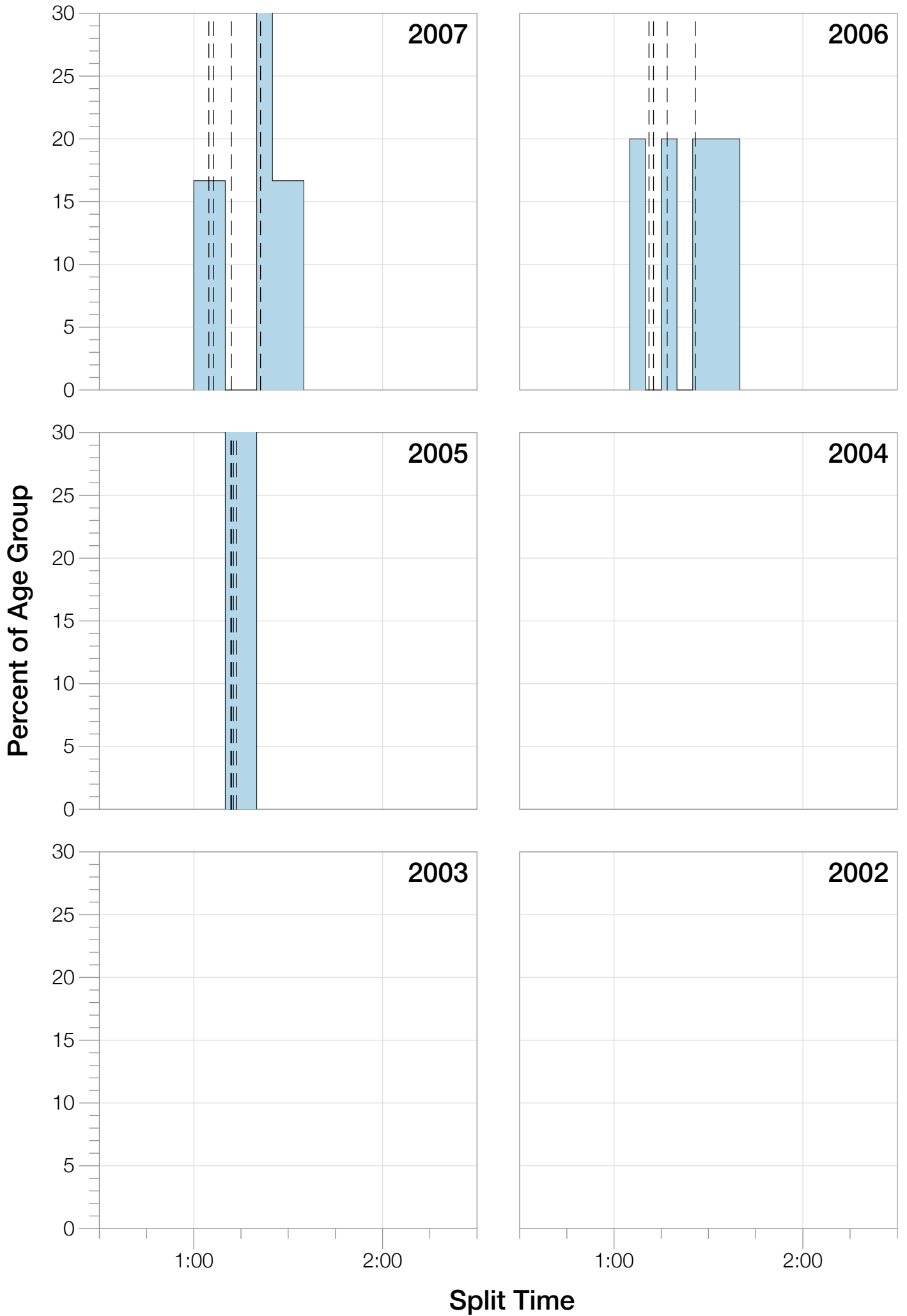
F55-59 Summary Statistics

Year	Finishers	F55-59 Finishers	Male Winner's Time	Female Winner's Time	F55-59 Winner's Time
2005	1367	1339	8:25:44	9:13:20	9:00:09
2006	1448	1415	8:20:42	9:19:44	8:59:23
2007	1458	1419	8:21:49	9:12:59	9:05:43
2008	1411	1386	8:31:33	9:03:55	9:06:50
2009	1282	1253	8:24:53	8:57:10	8:47:33
2010	1384	1365	8:23:54	9:23:46	8:32:52
2011	1016	1002	8:29:28	9:29:54	8:56:15
2012	1298	1288	8:17:38	9:34:57	8:57:10
2013	1352	1343	8:30:23	9:34:55	9:09:24
Average	1335	1312	8:25:07	9:18:57	8:57:15

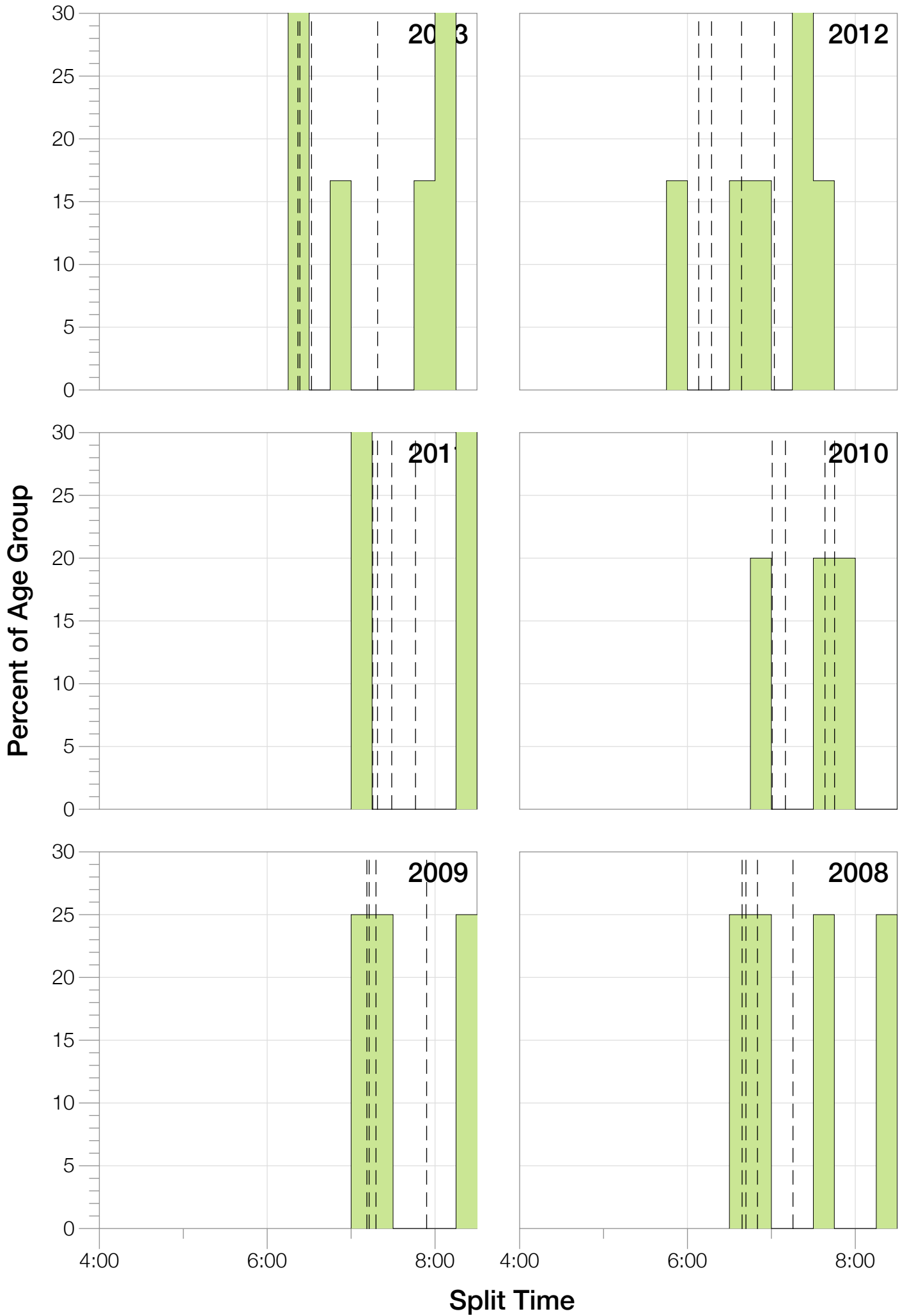
F55-59 Swim



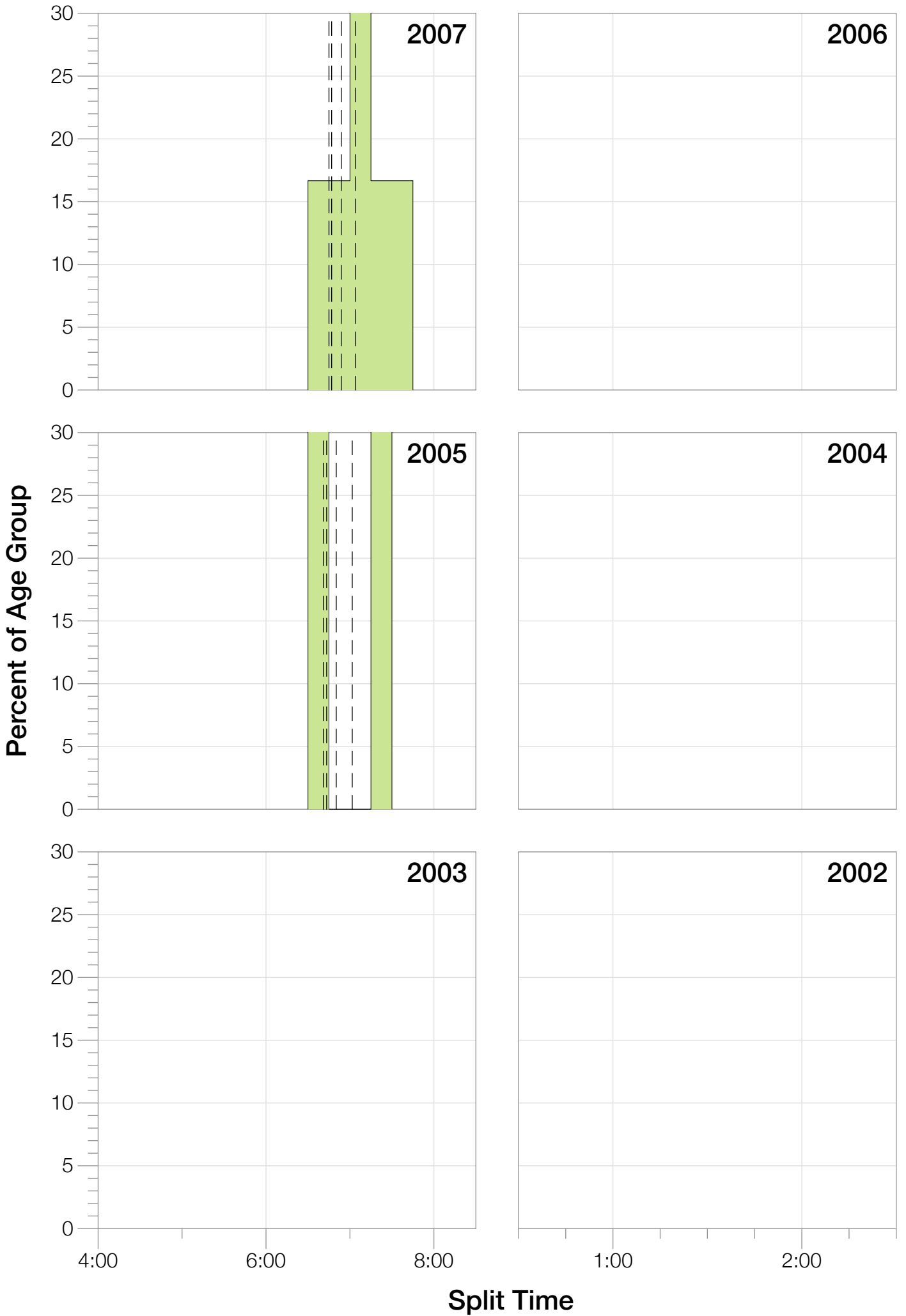
F55-59 Swim



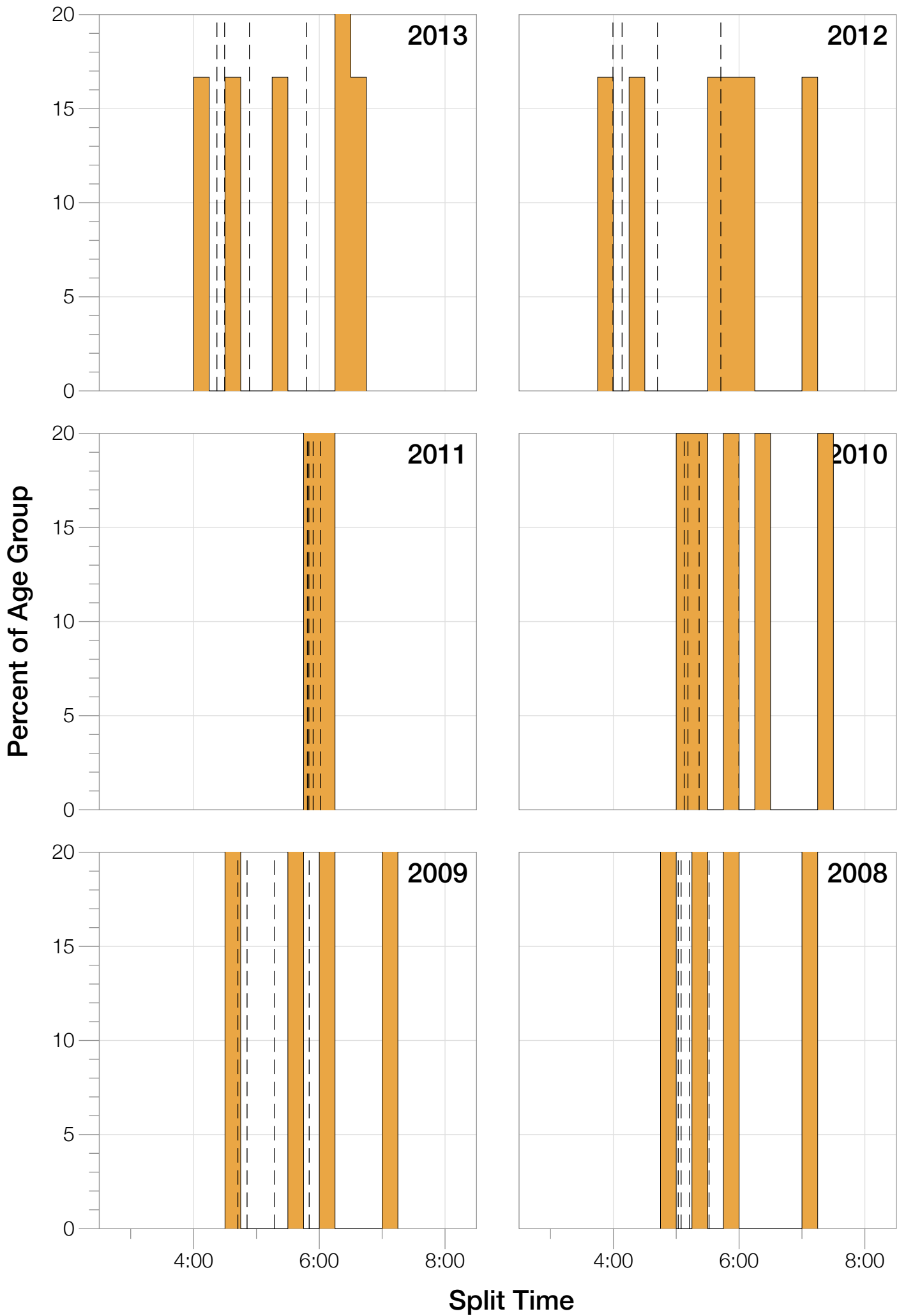
F55-59 Bike



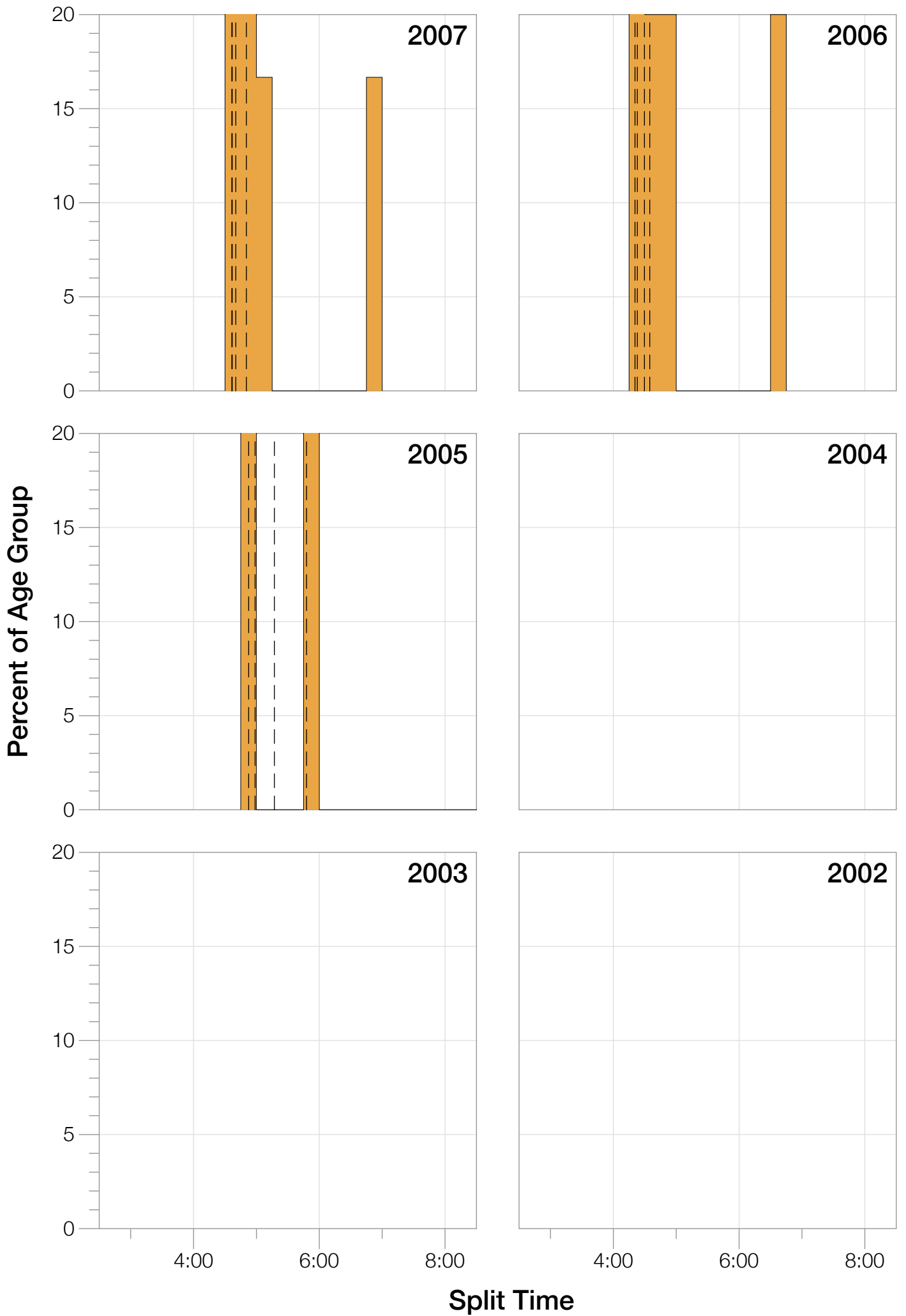
F55-59 Bike



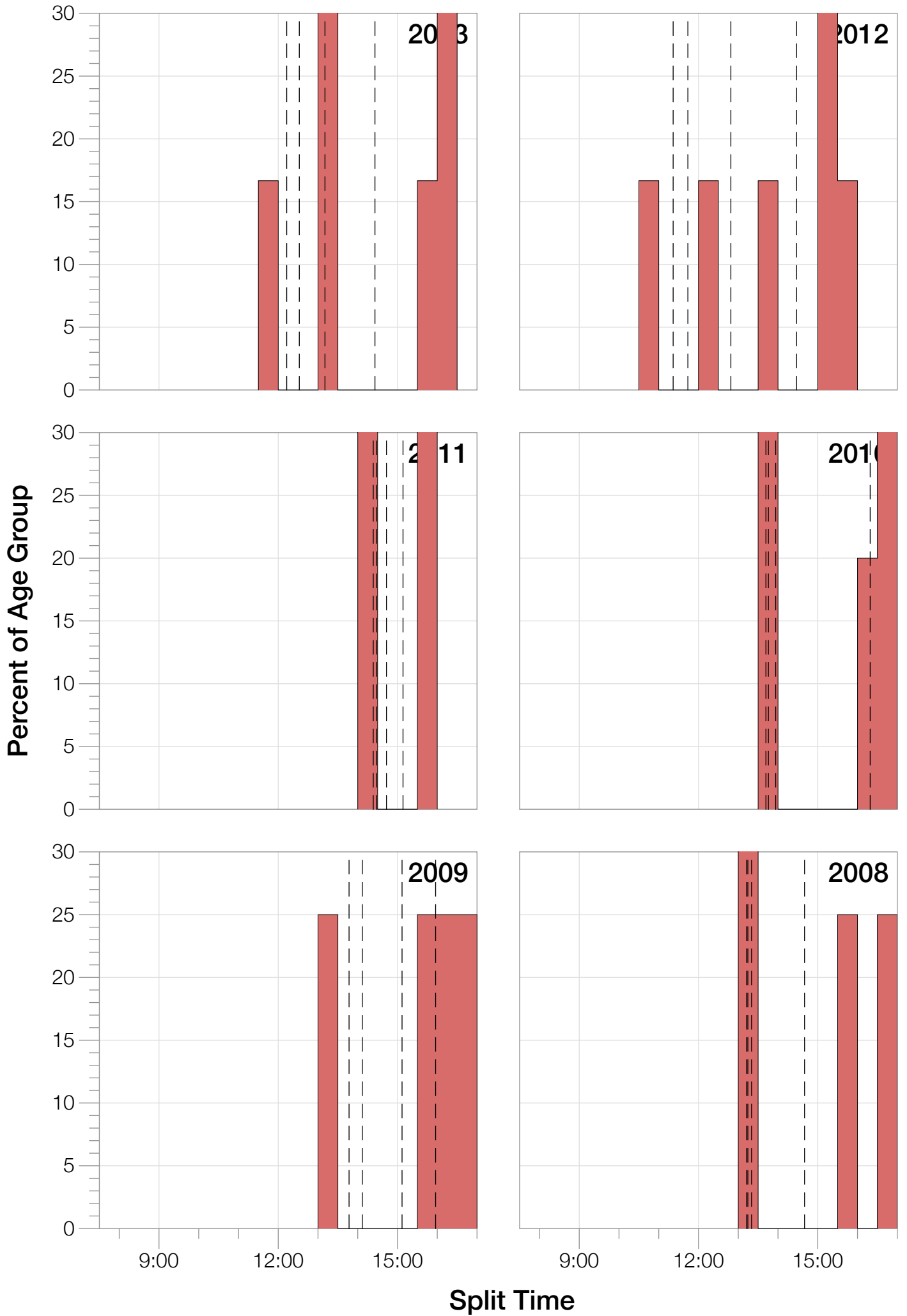
F55-59 Run



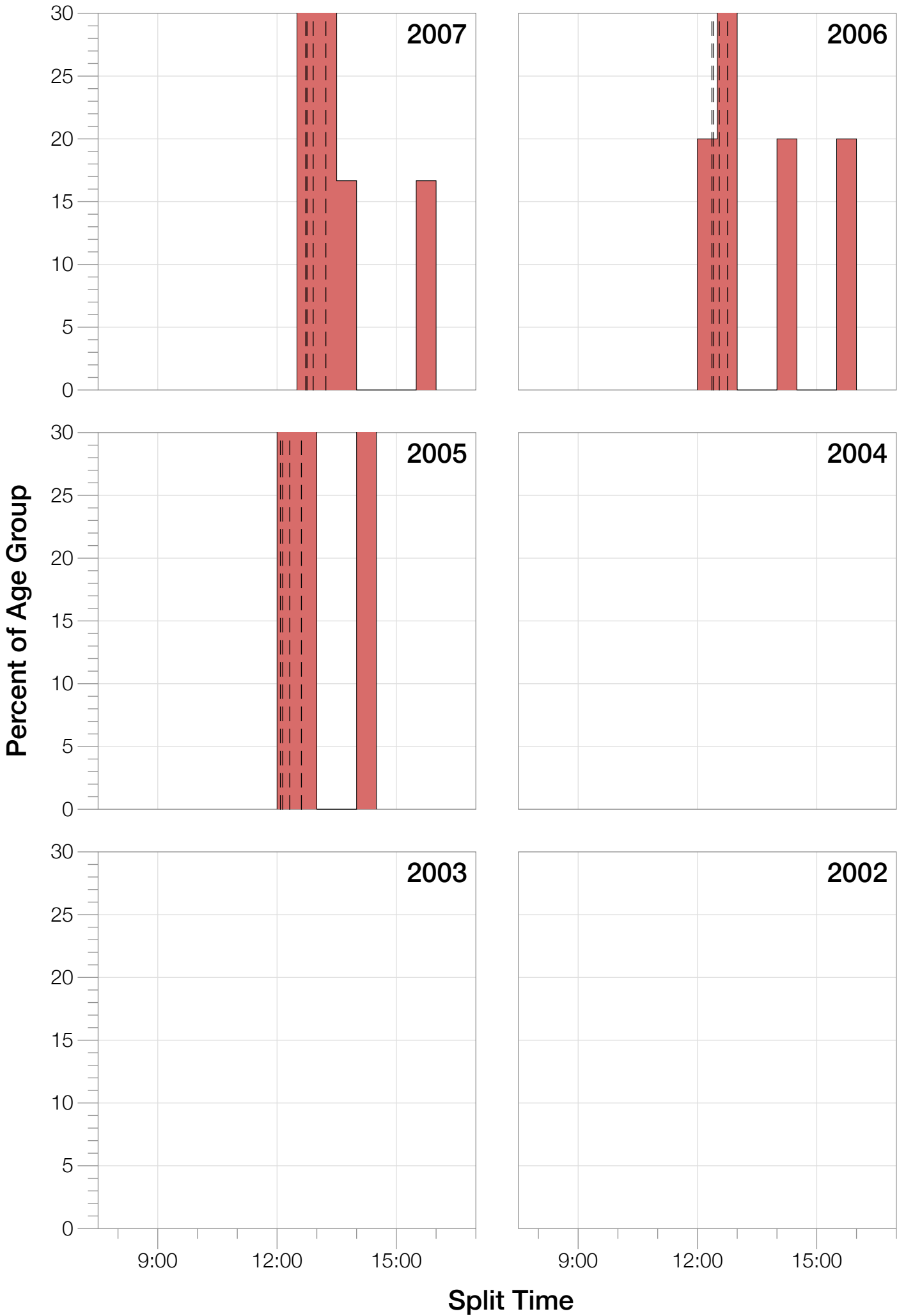
F55-59 Run



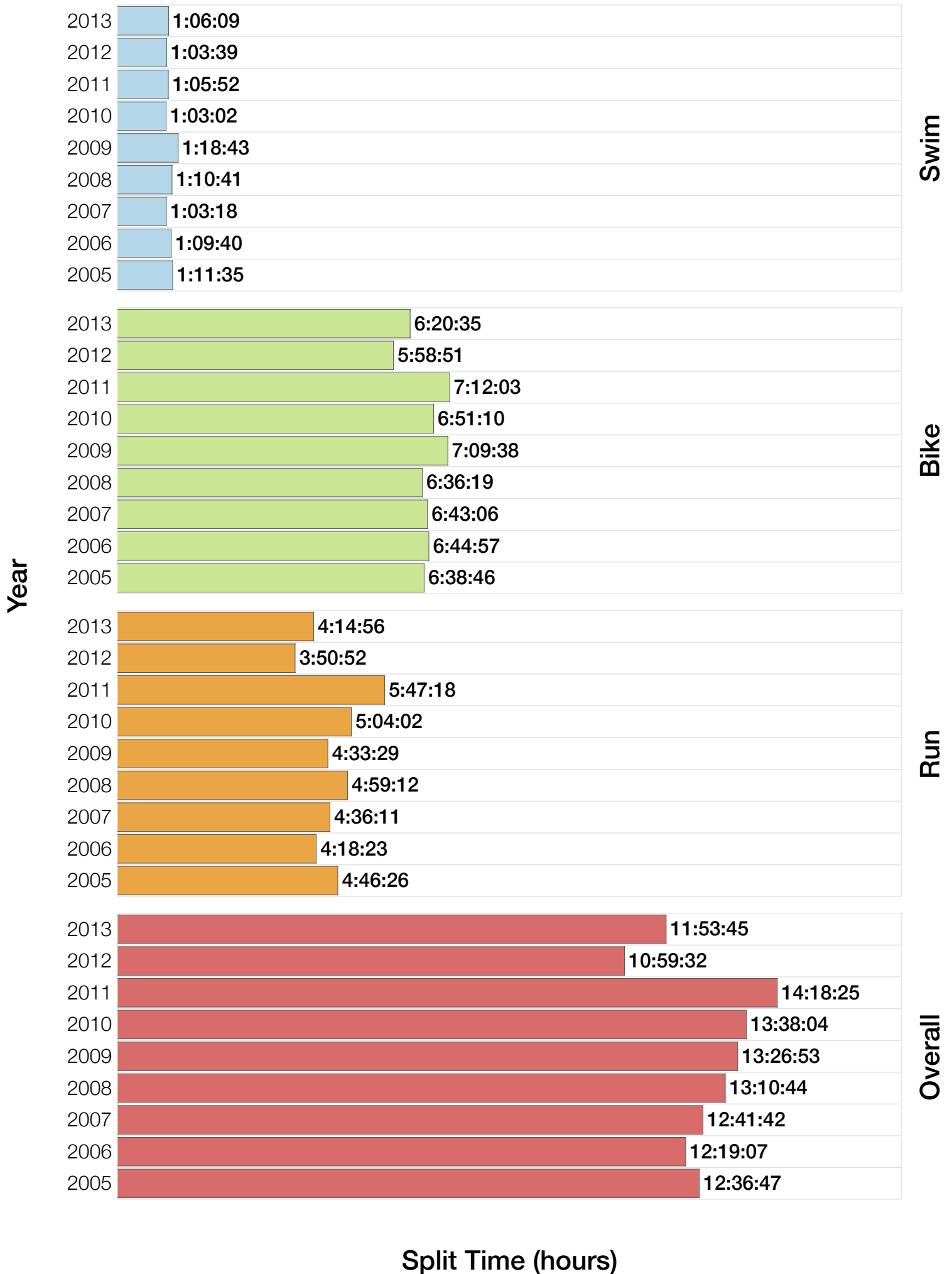
F55-59 Overall



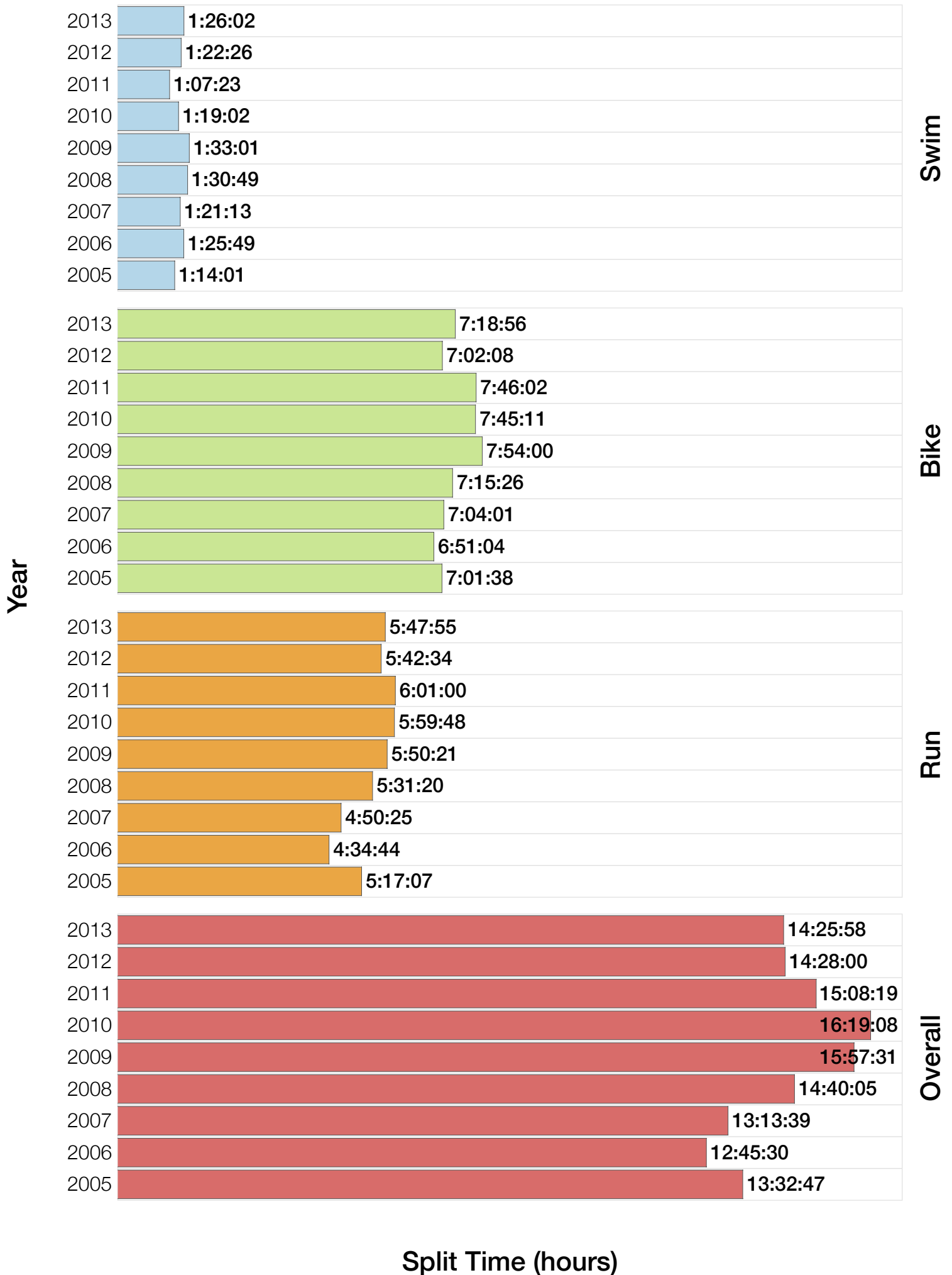
F55-59 Overall



F55-59 Fastest Splits



F55-59 Median Splits



F55-59 Slowest Splits

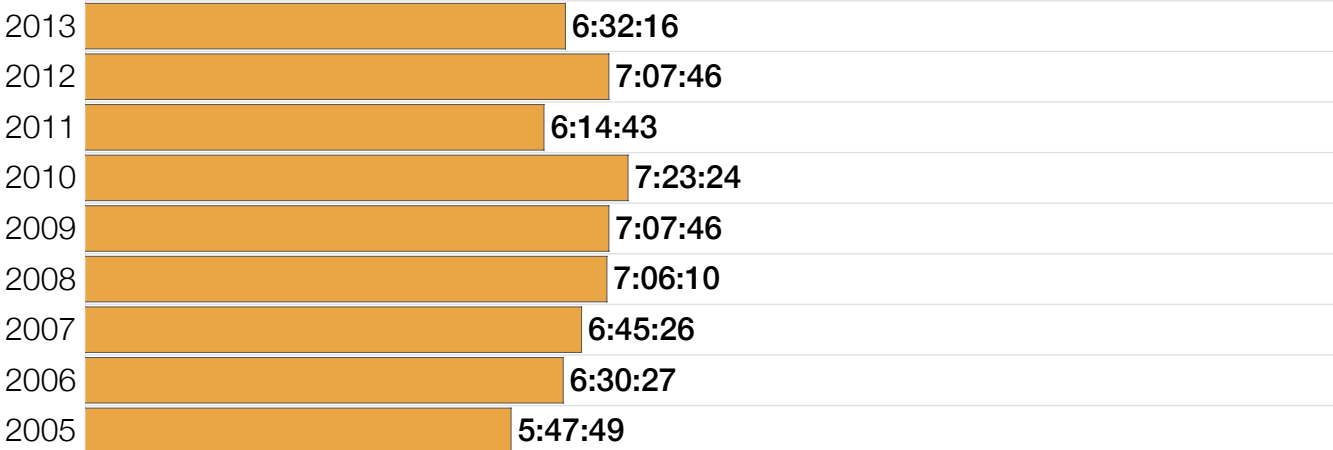
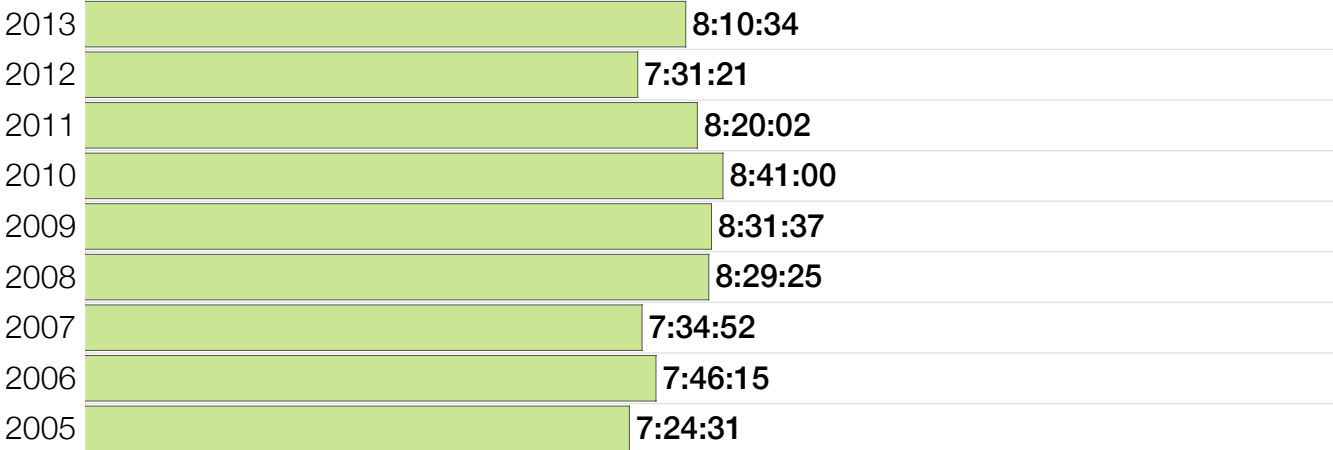
Year

Swim

Bike

Run

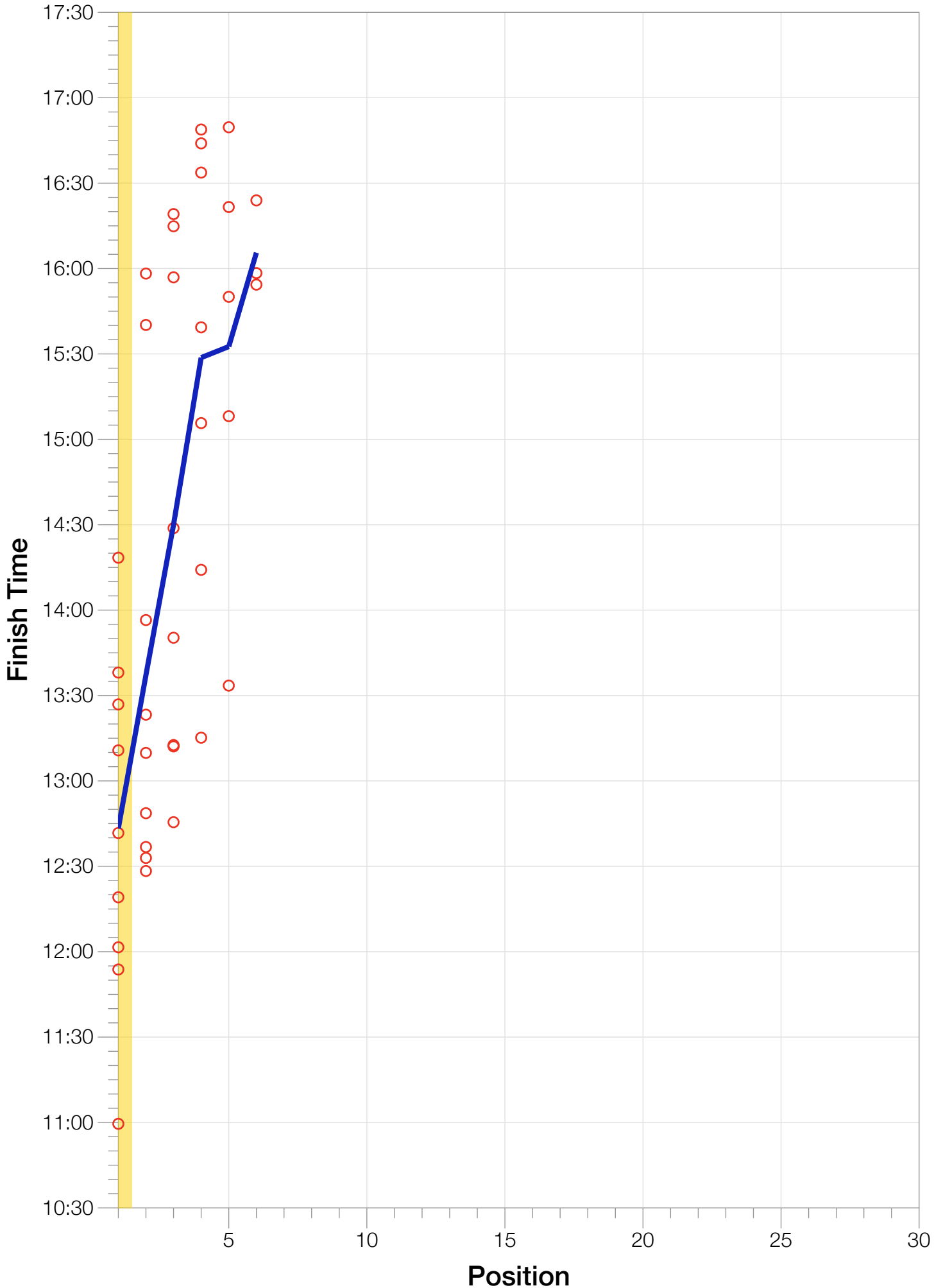
Overall



Split Time (hours)

F55-59 Top 30 Finishing Splits

Estimated Kona Slot Average Finishing Time Finishing Time



F55-59 Kona Times and Splits

Summary Statistics

Position	Swim Time	Bike Time	Run Time	Overall Time
Average Male Winner	0:47:25	4:42:44	2:53:06	8:25:07
Average Female Winner	0:52:19	5:13:58	3:10:09	9:18:57
Average 1st Age Grouper	1:12:27	5:59:54	4:13:22	12:43:18
Average 2nd Age Grouper	1:17:01	7:13:22	4:18:55	13:37:11
Average 3rd Age Grouper	1:26:45	7:19:36	4:42:02	14:30:01
Average 4th Age Grouper	1:30:42	7:49:34	1:24:35	15:28:42
Average 5th Age Grouper	1:26:21	7:41:13	2:11:01	15:32:35
Kona Qualifier Average	1:12:27	5:59:54	4:13:22	12:43:18
Top 5 Age Grouper Average	1:21:44	7:07:37	3:33:31	14:11:16

Australia 2005

Position	Swim Time	Bike Time	Run Time	Overall Time
Male Winner	0:46:55	4:40:17	2:58:32	8:25:44
Female Winner	0:54:36	5:12:50	3:05:54	9:13:20
1st Age Grouper	1:13:34			12:01:33
2nd Age Grouper	1:11:35	6:38:46	4:46:26	12:36:47
3rd Age Grouper	1:16:28	7:24:31	5:47:49	14:28:48
Kona Qualifier Average	1:13:34			12:01:33
Top 5 Age Grouper Average	1:13:52	4:41:05	3:31:25	13:02:22

Australia 2006

Position	Swim Time	Bike Time	Run Time	Overall Time
Male Winner	0:46:21	4:46:51	2:47:30	8:20:42
Female Winner	0:52:30	5:26:08	3:01:06	9:19:44
1st Age Grouper	1:09:40	6:51:04	4:18:23	12:19:07
2nd Age Grouper	1:16:53	6:46:24	4:29:39	12:32:56
3rd Age Grouper	1:25:49	6:44:57	4:34:44	12:45:30
4th Age Grouper	1:39:51	7:34:23	4:59:55	14:14:09
5th Age Grouper	1:33:22	7:46:15		15:50:04
Kona Qualifier Average	1:09:40	6:51:04	4:18:23	12:19:07
Top 5 Age Grouper Average	1:25:07	7:08:36	3:40:32	13:32:21

Australia 2007

Position	Swim Time	Bike Time	Run Time	Overall Time
Male Winner	0:46:57	4:45:13	2:49:39	8:21:49
Female Winner	0:50:26	5:18:26	3:04:07	9:12:59
1st Age Grouper	1:22:25	6:43:06	4:36:11	12:41:42
2nd Age Grouper	1:09:15	6:50:43	4:48:41	12:48:39
3rd Age Grouper	1:29:31	7:05:03	4:37:33	13:12:07
4th Age Grouper	1:20:01	7:03:00	4:52:10	13:15:11
5th Age Grouper	1:03:18	7:29:26	5:00:45	13:33:29
Kona Qualifier Average	1:22:25	6:43:06	4:36:11	12:41:42
Top 5 Age Grouper Average	1:16:54	7:02:15	4:47:04	13:06:13

Australia 2008

Position	Swim Time	Bike Time	Run Time	Overall Time
Male Winner	0:50:48	4:47:09	2:51:59	8:31:33
Female Winner	0:53:27	5:06:43	3:01:53	9:03:55
1st Age Grouper	1:10:41	6:36:19	5:17:22	13:10:44
2nd Age Grouper	1:26:19	6:54:38	4:59:12	13:23:16
3rd Age Grouper	1:35:19	8:29:25	5:45:18	15:56:55
4th Age Grouper	1:52:55	7:36:15		16:43:59
Kona Qualifier Average	1:10:41	6:36:19	5:17:22	13:10:44
Top 5 Age Grouper Average	1:31:18	7:24:09	4:00:28	14:48:43

Australia 2009

Position	Swim Time	Bike Time	Run Time	Overall Time
Male Winner	0:50:51	4:44:40	2:45:58	8:24:53
Female Winner	0:50:48	5:03:01	2:59:15	8:57:10
1st Age Grouper	1:18:43	7:20:29	4:33:29	13:26:53
2nd Age Grouper	1:29:40	8:27:31	5:32:05	15:40:11
3rd Age Grouper	1:36:22	7:09:38		16:14:51
4th Age Grouper	1:46:00	8:31:37		16:48:50
Kona Qualifier Average	1:18:43	7:20:29	4:33:29	13:26:53
Top 5 Age Grouper Average	1:32:41	7:52:18	2:31:23	15:32:41

Australia 2010

Position	Swim Time	Bike Time	Run Time	Overall Time
Male Winner	0:44:49	4:41:59	2:54:04	8:23:54
Female Winner	0:49:43	5:00:57	3:29:36	9:23:46
1st Age Grouper	1:18:23	6:51:10	5:21:52	13:38:04
2nd Age Grouper	1:03:02	7:38:19	5:04:02	13:56:31
3rd Age Grouper	1:24:19	8:34:53	5:59:48	16:19:08
4th Age Grouper	1:19:02	8:41:00		16:33:43
5th Age Grouper	1:23:41	7:45:11		16:49:38
Kona Qualifier Average	1:18:23	6:51:10	5:21:52	13:38:04
Top 5 Age Grouper Average	1:17:41	7:54:06	3:17:08	15:27:24

Australia 2011

Position	Swim Time	Bike Time	Run Time	Overall Time
Male Winner	0:46:29	4:41:04	2:59:14	8:29:28
Female Winner	0:50:35	5:12:39	3:22:10	9:29:54
1st Age Grouper	1:08:55	7:12:03	5:47:18	14:18:25
2nd Age Grouper	1:05:52	8:20:02		15:58:14
Kona Qualifier Average	1:08:55	7:12:03	5:47:18	14:18:25
Top 5 Age Grouper Average	1:07:23	7:46:02	2:53:39	15:08:19

Australia 2012

Position	Swim Time	Bike Time	Run Time	Overall Time
Male Winner	0:46:18	4:31:25	2:57:12	8:17:38
Female Winner	0:51:48	5:29:57	3:08:38	9:34:57
1st Age Grouper	1:03:39	5:58:51	3:50:52	10:59:32
2nd Age Grouper	1:21:18	6:35:38	4:25:50	12:28:21
3rd Age Grouper	1:23:35	6:47:53	5:30:48	13:50:18
4th Age Grouper	1:16:18	7:31:21		15:05:42
5th Age Grouper	1:37:03	7:22:26	5:54:21	15:08:08
Kona Qualifier Average	1:03:39	5:58:51	3:50:52	10:59:32
Top 5 Age Grouper Average	1:20:22	6:51:13	3:56:22	13:30:24

Australia 2013

Position	Swim Time	Bike Time	Run Time	Overall Time
Male Winner	0:47:25	4:46:02	2:53:48	8:30:23
Female Winner	0:57:05	5:15:01	3:18:46	9:34:55
1st Age Grouper	1:06:09	6:26:07	4:14:56	11:53:45
2nd Age Grouper	1:29:21	6:48:24	4:44:20	13:09:50
3rd Age Grouper	1:22:44	6:20:35	5:20:17	13:12:36
4th Age Grouper	1:20:51	7:49:28		15:39:21
5th Age Grouper	1:34:21	8:02:48		16:21:37
Kona Qualifier Average	1:06:09	6:26:07	4:14:56	11:53:45
Top 5 Age Grouper Average	1:22:41	7:05:28	2:51:54	14:03:25