

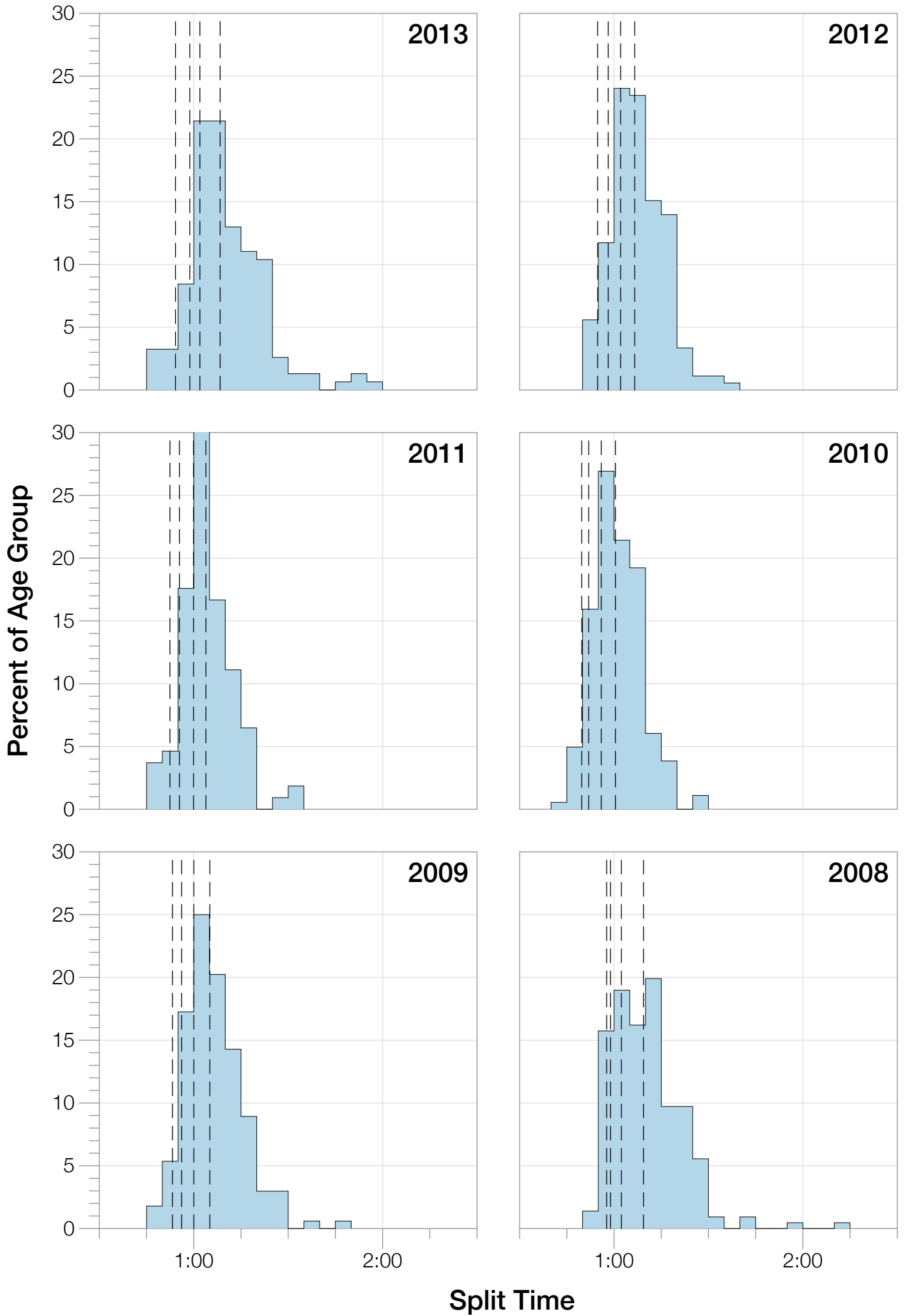
Ironman Australia Statistics

M30-34

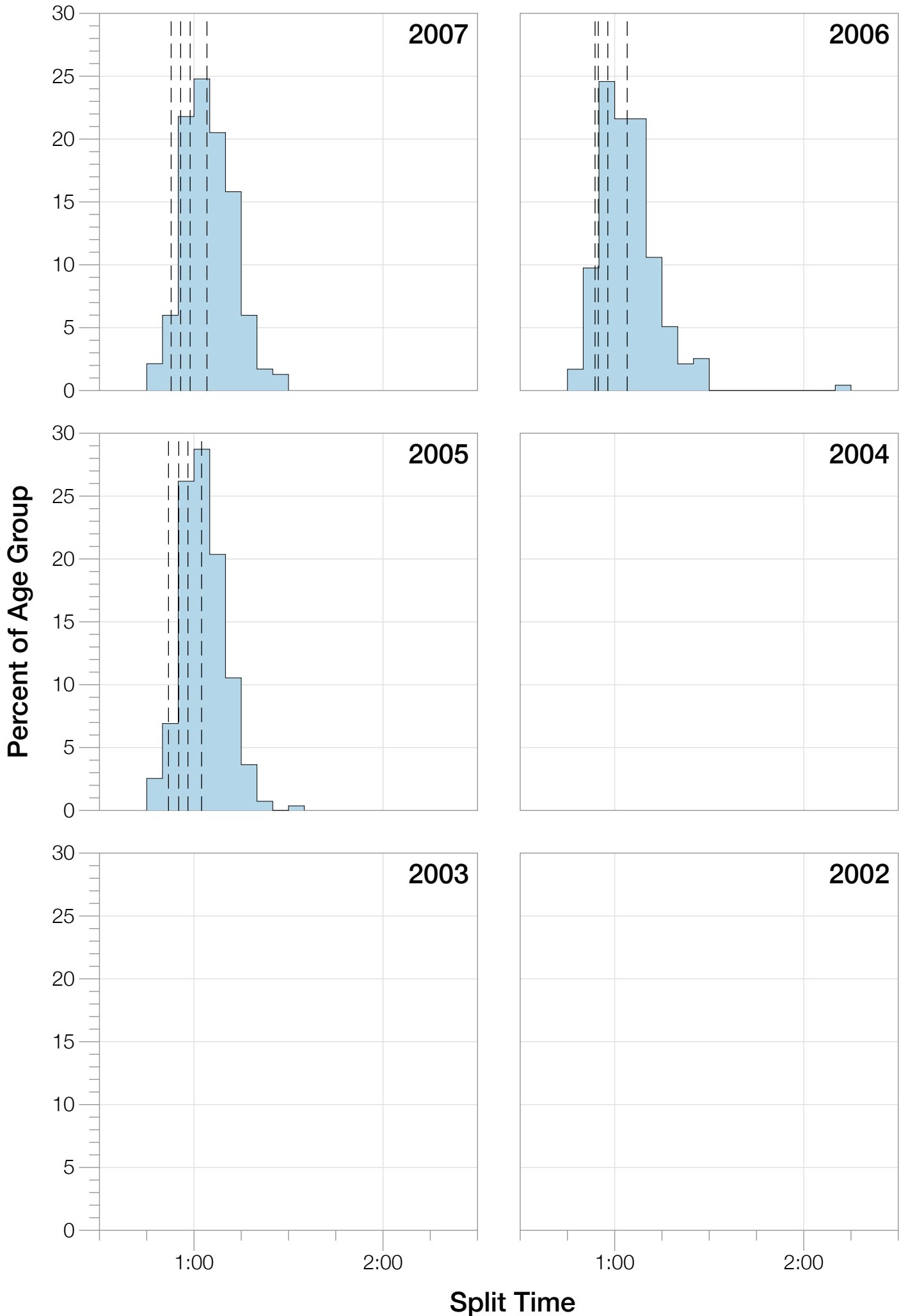
M30-34 Summary Statistics

Year	Finishers	M30-34 Finishers	Male Winner's Time	Female Winner's Time	M30-34 Winner's Time
2005	1367	1339	8:25:44	9:13:20	9:00:09
2006	1448	1415	8:20:42	9:19:44	8:59:23
2007	1458	1419	8:21:49	9:12:59	9:05:43
2008	1411	1386	8:31:33	9:03:55	9:06:50
2009	1282	1253	8:24:53	8:57:10	8:47:33
2010	1384	1365	8:23:54	9:23:46	8:32:52
2011	1016	1002	8:29:28	9:29:54	8:56:15
2012	1298	1288	8:17:38	9:34:57	8:57:10
2013	1352	1343	8:30:23	9:34:55	9:09:24
Average	1335	1312	8:25:07	9:18:57	8:57:15

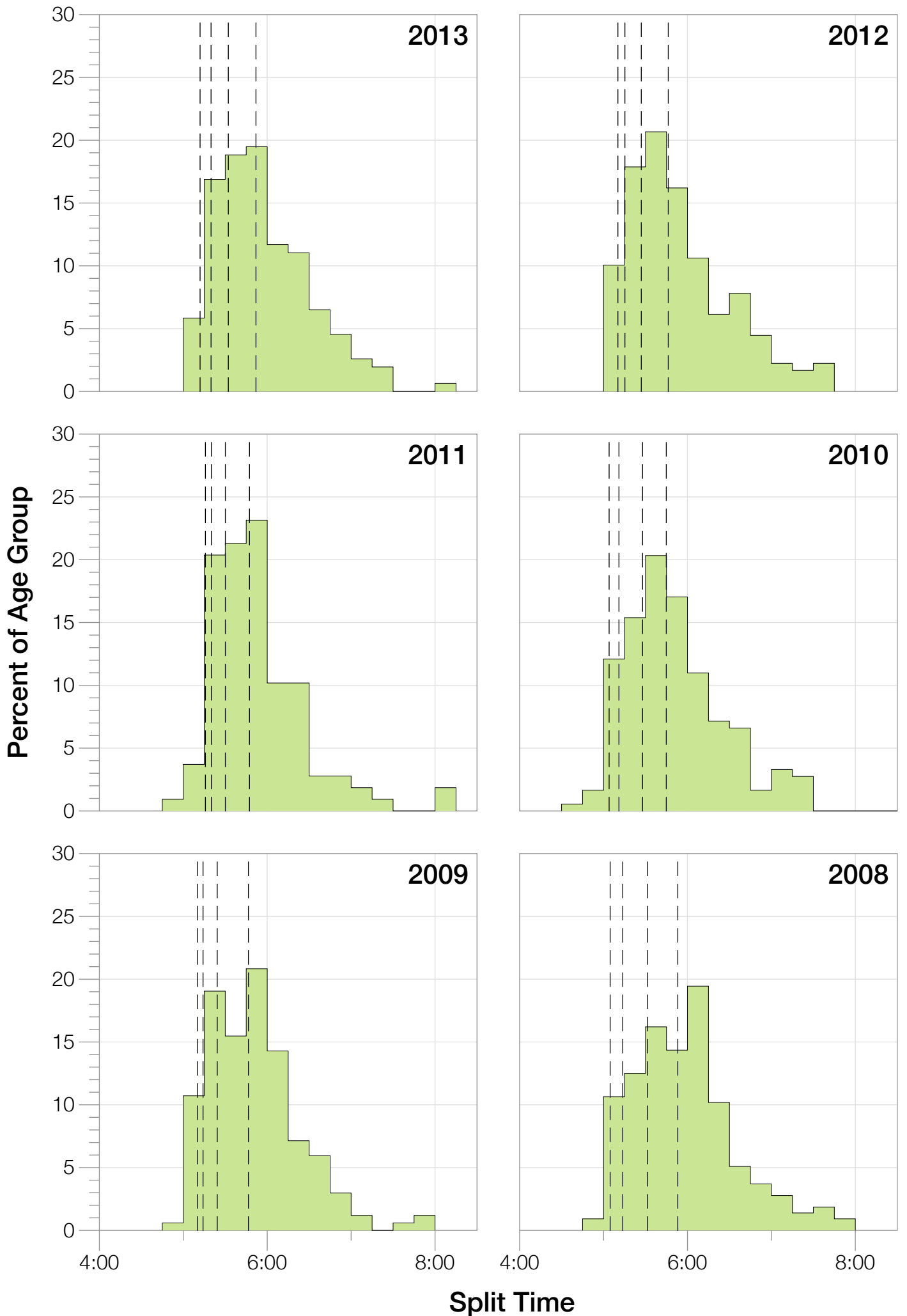
M30-34 Swim



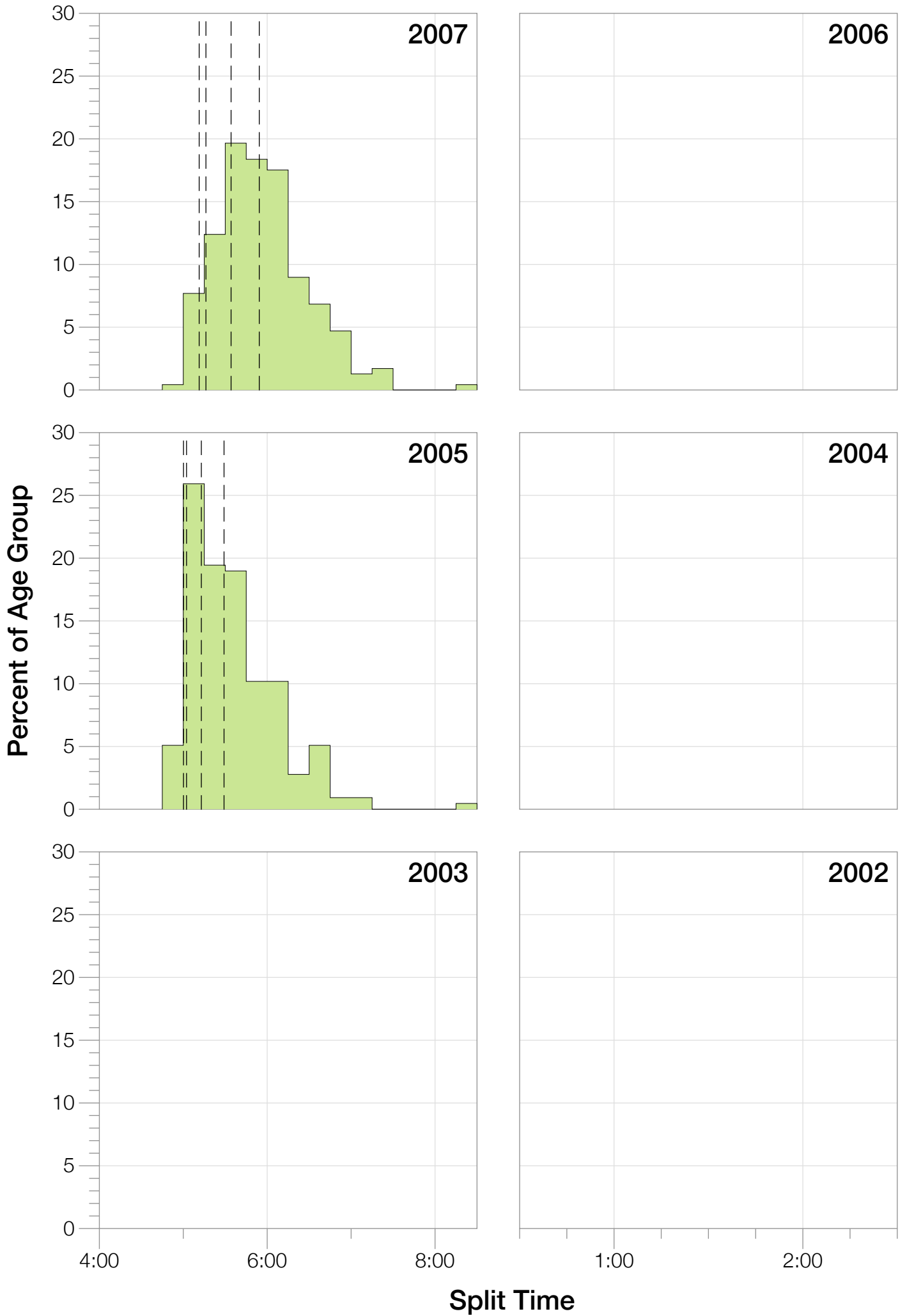
M30-34 Swim



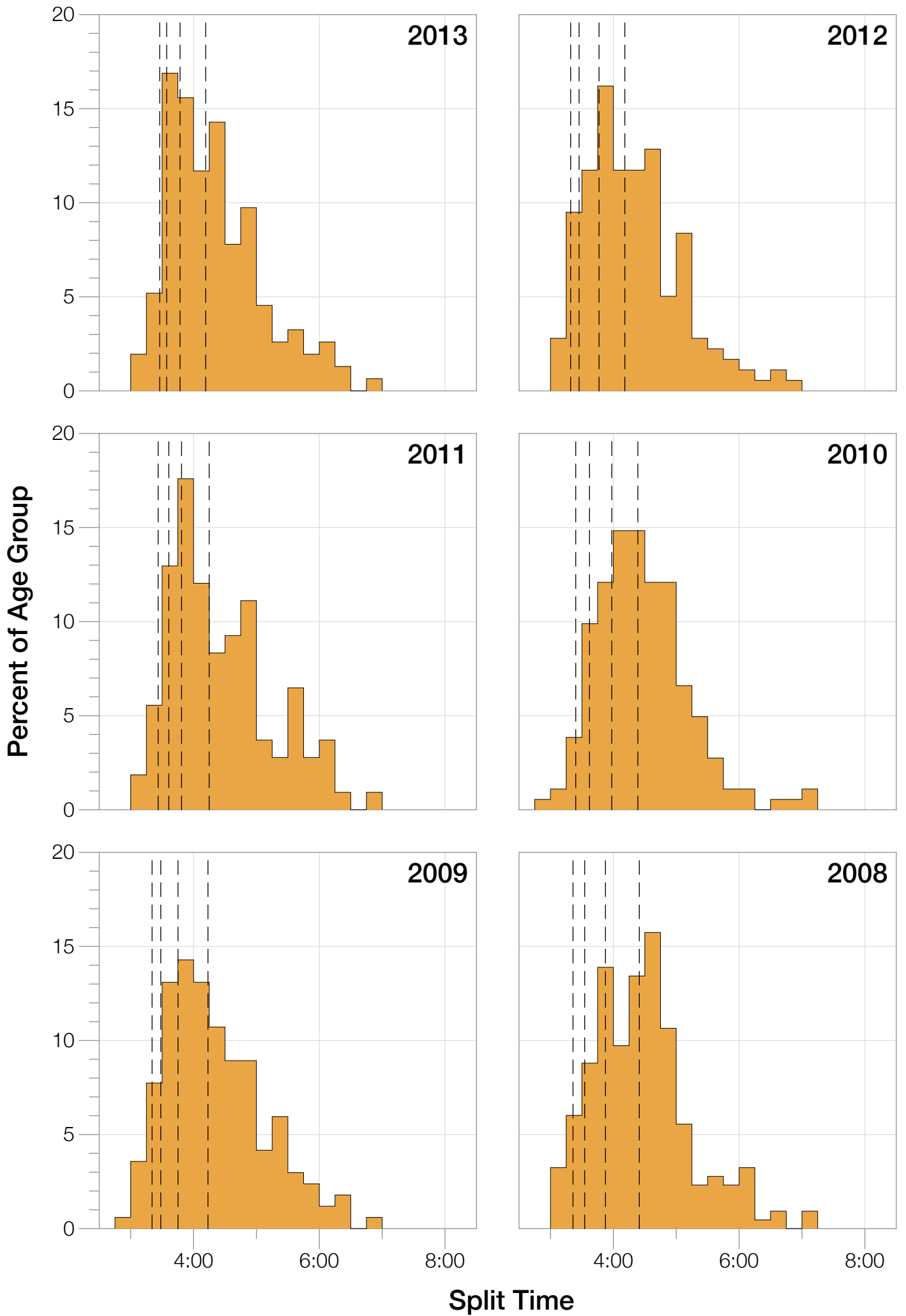
M30-34 Bike



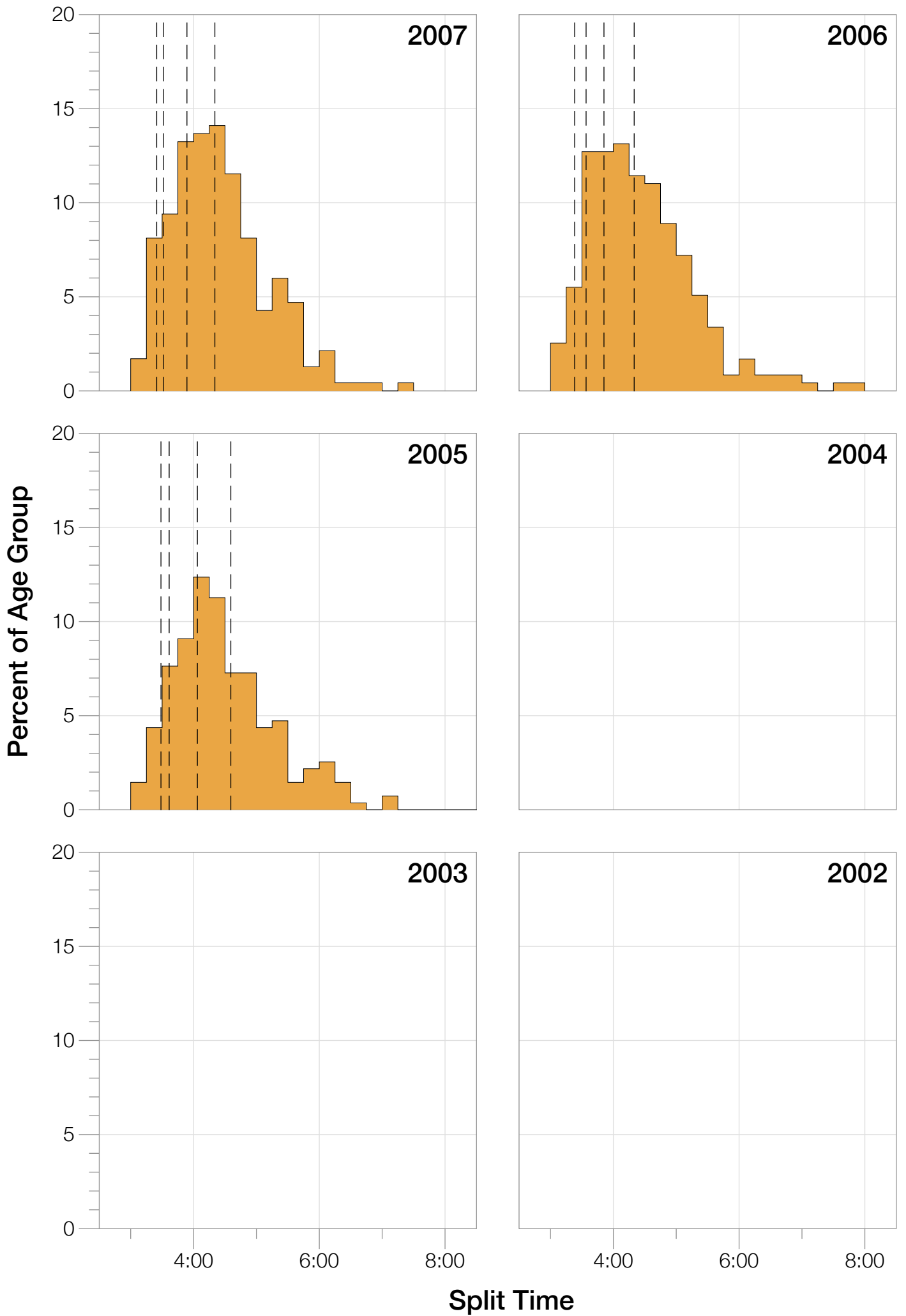
M30-34 Bike



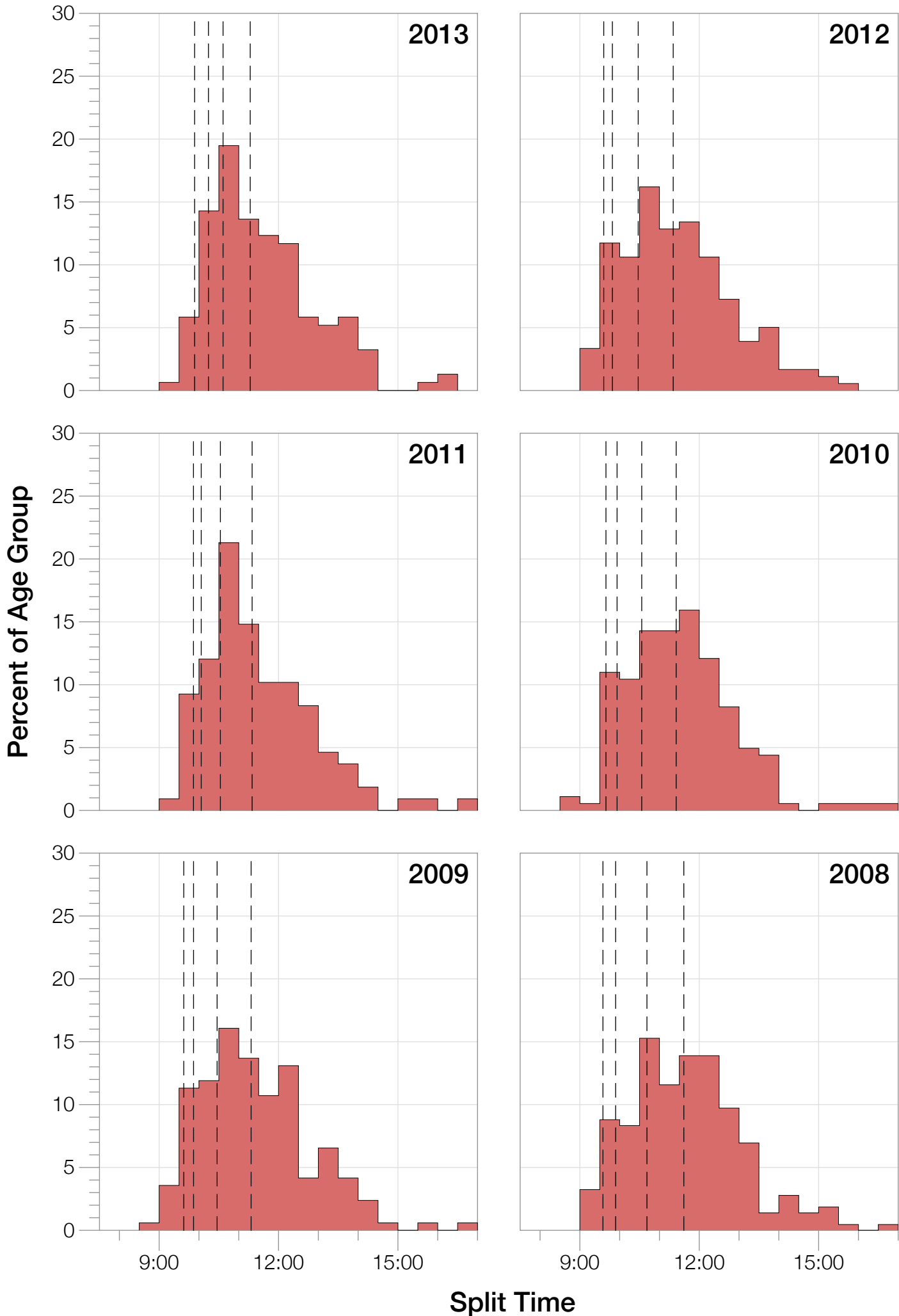
M30-34 Run



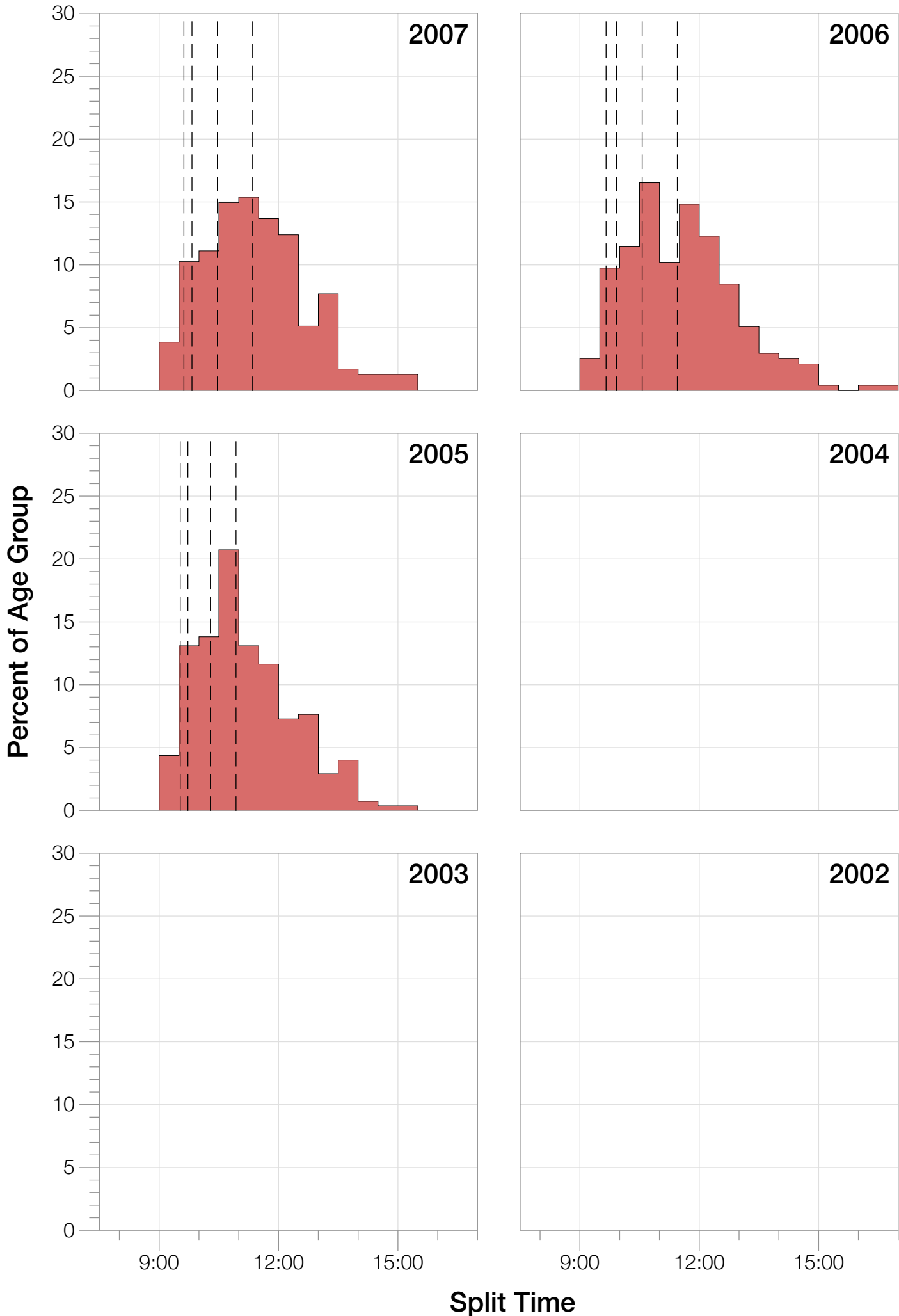
M30-34 Run



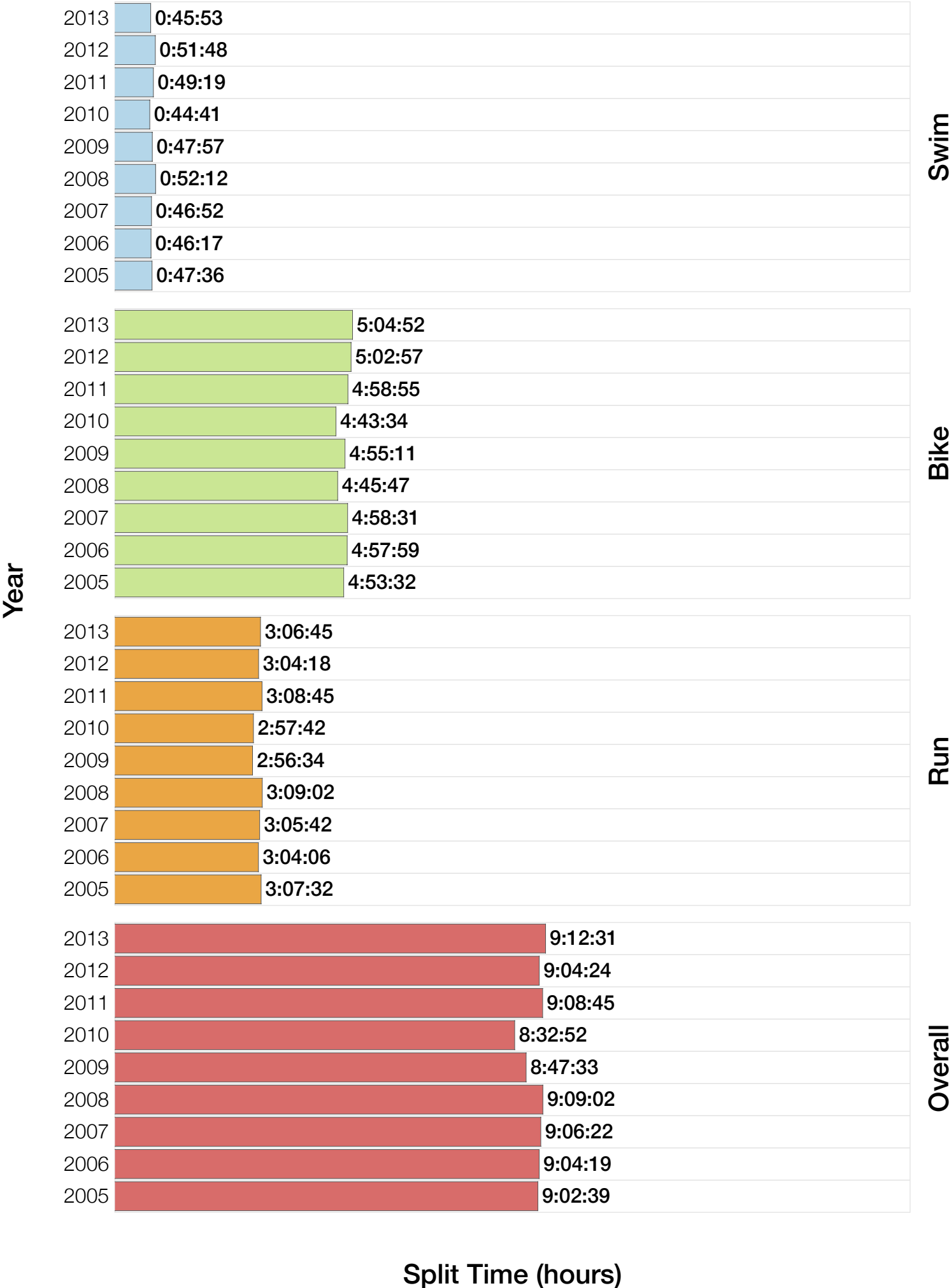
M30-34 Overall



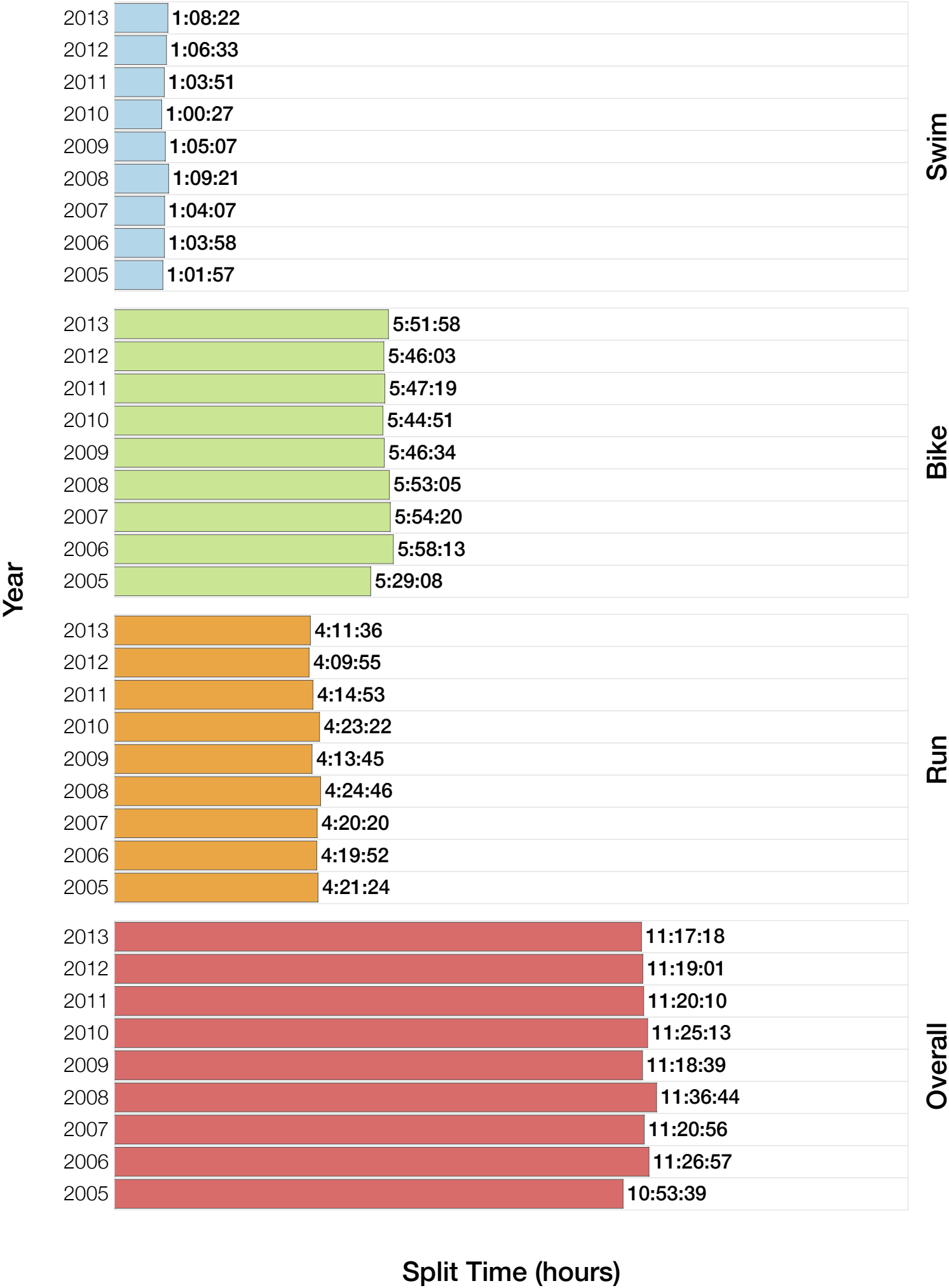
M30-34 Overall



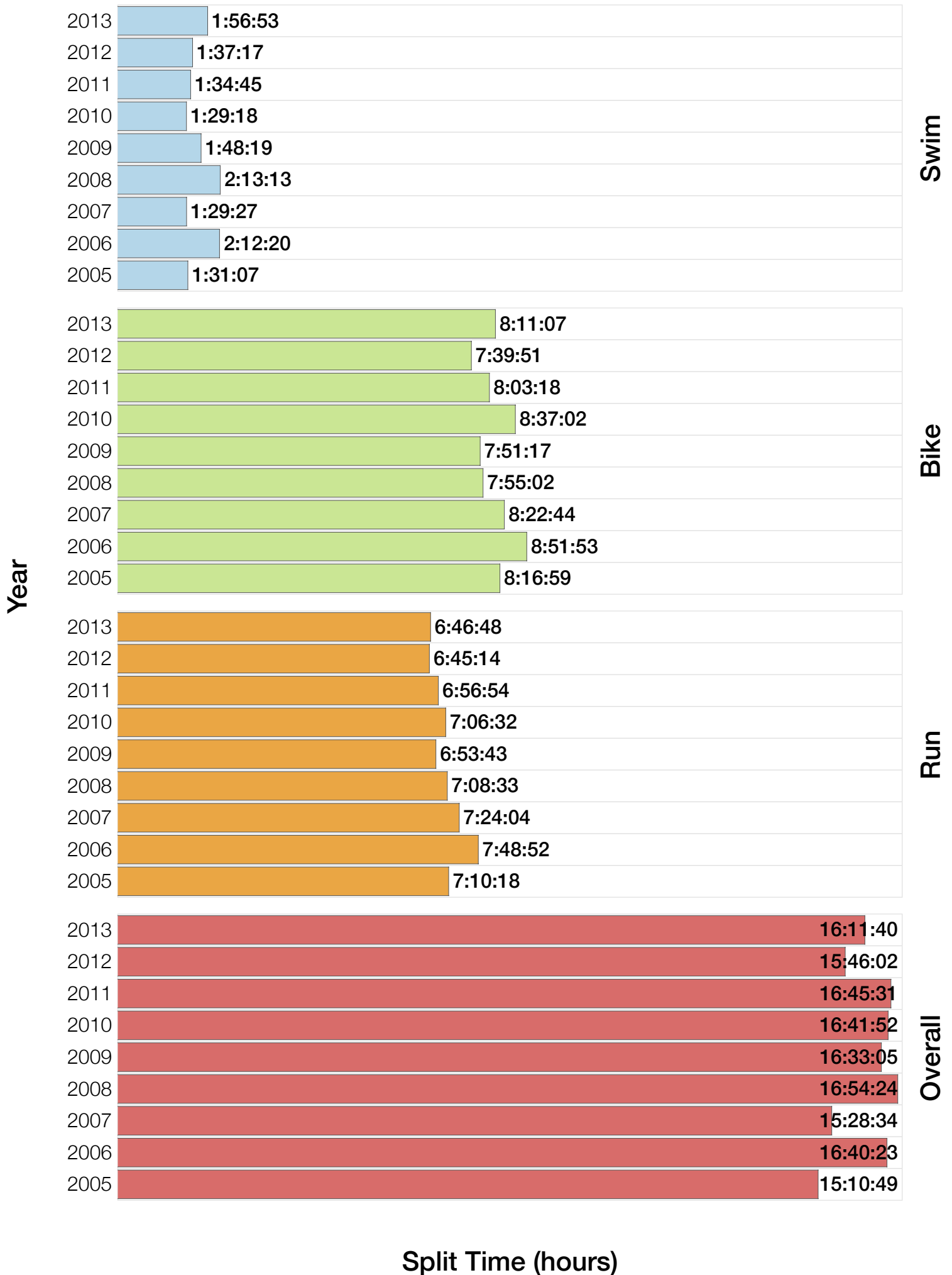
M30-34 Fastest Splits



M30-34 Median Splits



M30-34 Slowest Splits



M30-34 Kona Times and Splits

Summary Statistics

Position	Swim Time	Bike Time	Run Time	Overall Time
Average Male Winner	0:47:25	4:42:44	2:53:06	8:25:07
Average Female Winner	0:52:19	5:13:58	3:10:09	9:18:57
Average 1st Age Grouper	0:51:16	5:02:18	3:05:21	9:00:56
Average 2nd Age Grouper	0:51:49	5:07:13	3:12:30	9:14:06
Average 3rd Age Grouper	0:55:51	5:05:42	3:18:15	9:22:36
Average 4th Age Grouper	0:57:07	5:11:58	3:14:45	9:26:49
Average 5th Age Grouper	0:54:53	5:10:36	3:22:45	9:30:55
Kona Qualifier Average	0:52:59	5:05:04	3:12:02	9:12:33
Top 5 Age Grouper Average	0:54:11	5:07:33	3:14:43	9:19:04

Australia 2005

Position	Swim Time	Bike Time	Run Time	Overall Time
Male Winner	0:46:55	4:40:17	2:58:32	8:25:44
Female Winner	0:54:36	5:12:50	3:05:54	9:13:20
1st Age Grouper	0:58:30	4:56:37	3:07:32	9:02:39
2nd Age Grouper	0:54:25	4:53:32	3:18:39	9:06:36
3rd Age Grouper	0:59:25	4:59:27	3:13:21	9:12:13
4th Age Grouper	1:02:12	5:01:49	3:12:56	9:16:57
5th Age Grouper	0:50:40	4:57:22	3:31:07	9:19:09
Kona Qualifier Average	0:57:26	4:56:32	3:13:10	9:07:09
Top 5 Age Grouper Average	0:57:02	4:57:45	3:16:43	9:11:30

Australia 2006

Position	Swim Time	Bike Time	Run Time	Overall Time
Male Winner	0:46:21	4:46:51	2:47:30	8:20:42
Female Winner	0:52:30	5:26:08	3:01:06	9:19:44
1st Age Grouper	0:46:17	5:10:24	3:07:38	9:04:19
2nd Age Grouper	0:50:21	5:06:13	3:10:20	9:06:54
3rd Age Grouper	0:55:27	5:14:02	3:06:28	9:15:57
4th Age Grouper	0:58:21	5:13:24	3:09:55	9:21:40
5th Age Grouper	0:48:36	5:03:41	3:34:51	9:27:08
Kona Qualifier Average	0:50:41	5:10:13	3:08:08	9:09:03
Top 5 Age Grouper Average	0:51:48	5:09:32	3:13:50	9:15:11

Australia 2007

Position	Swim Time	Bike Time	Run Time	Overall Time
Male Winner	0:46:57	4:45:13	2:49:39	8:21:49
Female Winner	0:50:26	5:18:26	3:04:07	9:12:59
1st Age Grouper	0:49:06	5:11:34	3:05:42	9:06:22
2nd Age Grouper	0:48:54	5:11:45	3:10:17	9:10:56
3rd Age Grouper	0:53:53	5:10:32	3:11:15	9:15:40
4th Age Grouper	0:47:37	5:09:53	3:21:22	9:18:52
5th Age Grouper	0:57:24	5:10:59	3:17:00	9:25:23
Kona Qualifier Average	0:50:37	5:11:17	3:09:04	9:10:59
Top 5 Age Grouper Average	0:51:22	5:10:56	3:13:07	9:15:26

Australia 2008

Position	Swim Time	Bike Time	Run Time	Overall Time
Male Winner	0:50:48	4:47:09	2:51:59	8:31:33
Female Winner	0:53:27	5:06:43	3:01:53	9:03:55
1st Age Grouper	0:58:40	4:59:22	3:09:07	9:09:02
2nd Age Grouper	0:59:32	5:03:06	3:09:02	9:14:14
3rd Age Grouper	1:02:22	5:00:59	3:09:52	9:15:54
4th Age Grouper	0:52:12	5:02:38	3:24:10	9:21:12
5th Age Grouper	1:00:58	5:01:44	3:21:25	9:26:31
Kona Qualifier Average	1:00:11	5:01:09	3:09:20	9:13:03
Top 5 Age Grouper Average	0:58:44	5:01:33	3:14:43	9:17:22

Australia 2009

Position	Swim Time	Bike Time	Run Time	Overall Time
Male Winner	0:50:51	4:44:40	2:45:58	8:24:53
Female Winner	0:50:48	5:03:01	2:59:15	8:57:10
1st Age Grouper	0:47:58	5:00:02	2:56:34	8:47:33
2nd Age Grouper	0:47:57	5:07:28	3:07:58	9:07:01
3rd Age Grouper	0:51:56	4:55:11	3:24:25	9:15:55
4th Age Grouper	0:56:43	5:11:36	3:06:09	9:19:53
5th Age Grouper	0:54:24	5:26:00	3:00:01	9:25:39
Kona Qualifier Average	0:49:17	5:00:53	3:09:39	9:03:29
Top 5 Age Grouper Average	0:51:47	5:08:03	3:07:01	9:11:12

Australia 2010

Position	Swim Time	Bike Time	Run Time	Overall Time
Male Winner	0:44:49	4:41:59	2:54:04	8:23:54
Female Winner	0:49:43	5:00:57	3:29:36	9:23:46
1st Age Grouper	0:44:41	4:43:34	3:01:49	8:32:52
2nd Age Grouper	0:45:44	5:03:52	3:00:07	8:55:28
3rd Age Grouper	0:52:52	5:03:55	3:19:24	9:20:27
4th Age Grouper	0:56:17	5:13:24	3:17:21	9:31:54
5th Age Grouper	0:51:16	5:17:59	3:20:21	9:33:00
Kona Qualifier Average	0:47:45	4:57:07	3:07:06	8:56:15
Top 5 Age Grouper Average	0:50:10	5:04:32	3:11:48	9:10:44

Australia 2011

Position	Swim Time	Bike Time	Run Time	Overall Time
Male Winner	0:46:29	4:41:04	2:59:14	8:29:28
Female Winner	0:50:35	5:12:39	3:22:10	9:29:54
1st Age Grouper	0:49:37	5:07:32	3:08:45	9:08:45
2nd Age Grouper	0:56:31	5:20:36	3:12:37	9:32:57
3rd Age Grouper	0:56:26	5:06:24	3:41:53	9:48:11
4th Age Grouper	1:03:36	5:14:45	3:23:58	9:48:43
5th Age Grouper	1:04:11	4:58:55	3:43:04	9:50:37
Kona Qualifier Average	0:54:11	5:11:30	3:21:05	9:29:57
Top 5 Age Grouper Average	0:58:04	5:09:38	3:26:03	9:37:50

Australia 2012

Position	Swim Time	Bike Time	Run Time	Overall Time
Male Winner	0:46:18	4:31:25	2:57:12	8:17:38
Female Winner	0:51:48	5:29:57	3:08:38	9:34:57
1st Age Grouper	0:53:56	5:02:57	3:04:18	9:04:24
2nd Age Grouper	0:54:01	5:12:30	3:07:24	9:17:12
3rd Age Grouper	0:54:47	5:08:03	3:11:01	9:18:01
4th Age Grouper	0:56:13	5:11:26	3:07:31	9:19:11
5th Age Grouper	0:57:26	5:16:10	3:07:09	9:24:52
Kona Qualifier Average	0:54:14	5:07:50	3:07:34	9:13:12
Top 5 Age Grouper Average	0:55:16	5:10:13	3:07:28	9:16:44

Australia 2013

Position	Swim Time	Bike Time	Run Time	Overall Time
Male Winner	0:47:25	4:46:02	2:53:48	8:30:23
Female Winner	0:57:05	5:15:01	3:18:46	9:34:55
1st Age Grouper	0:52:41	5:08:43	3:06:45	9:12:31
2nd Age Grouper	0:49:04	5:06:00	3:36:13	9:35:43
3rd Age Grouper	0:55:37	5:12:49	3:26:43	9:41:07
4th Age Grouper	1:00:59	5:28:51	3:09:25	9:43:01
5th Age Grouper	0:49:04	5:22:34	3:29:55	9:46:00
Kona Qualifier Average	0:52:27	5:09:10	3:23:13	9:29:47
Top 5 Age Grouper Average	0:53:29	5:15:47	3:21:48	9:35:40