

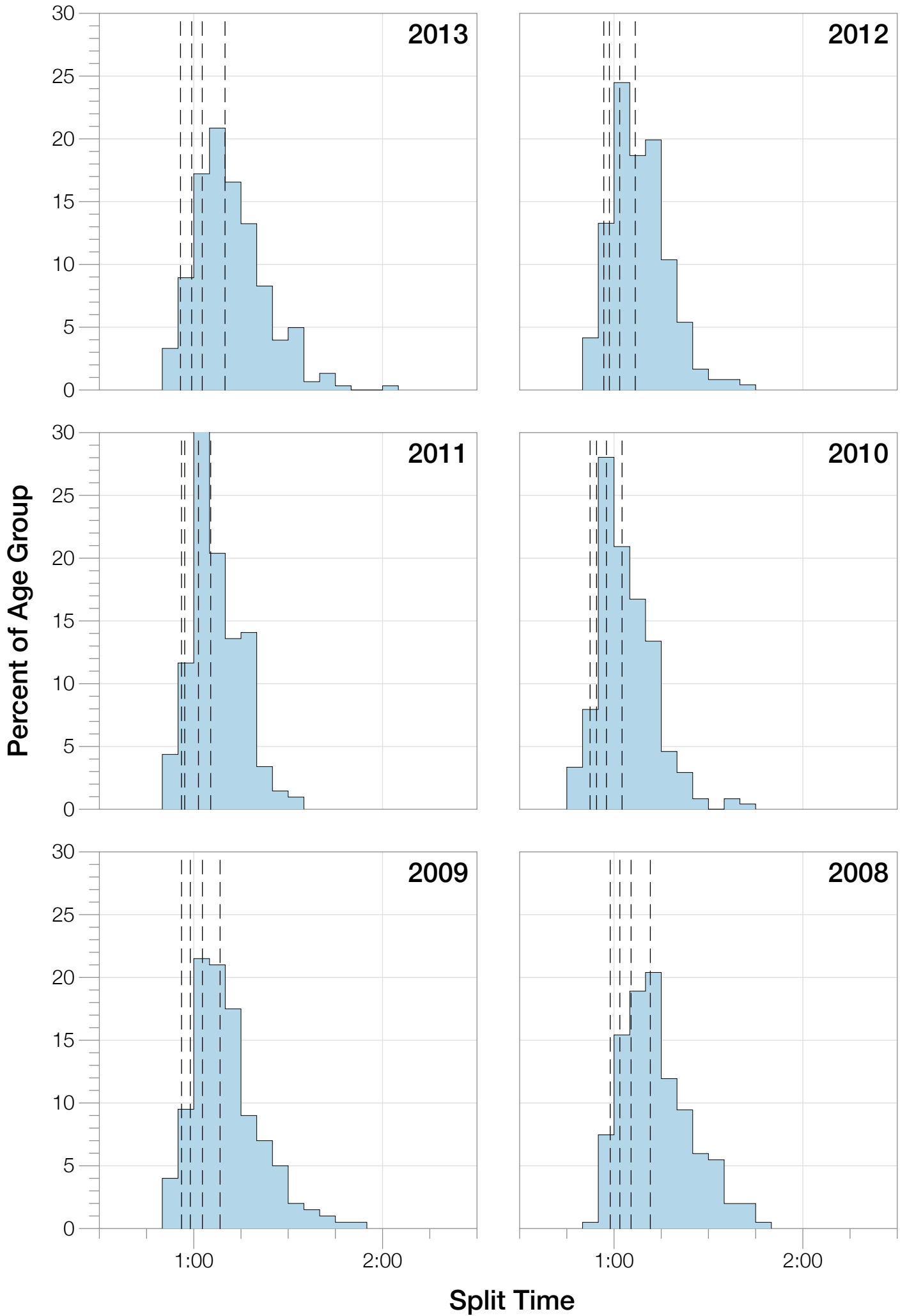
Ironman Australia Statistics

M40-44

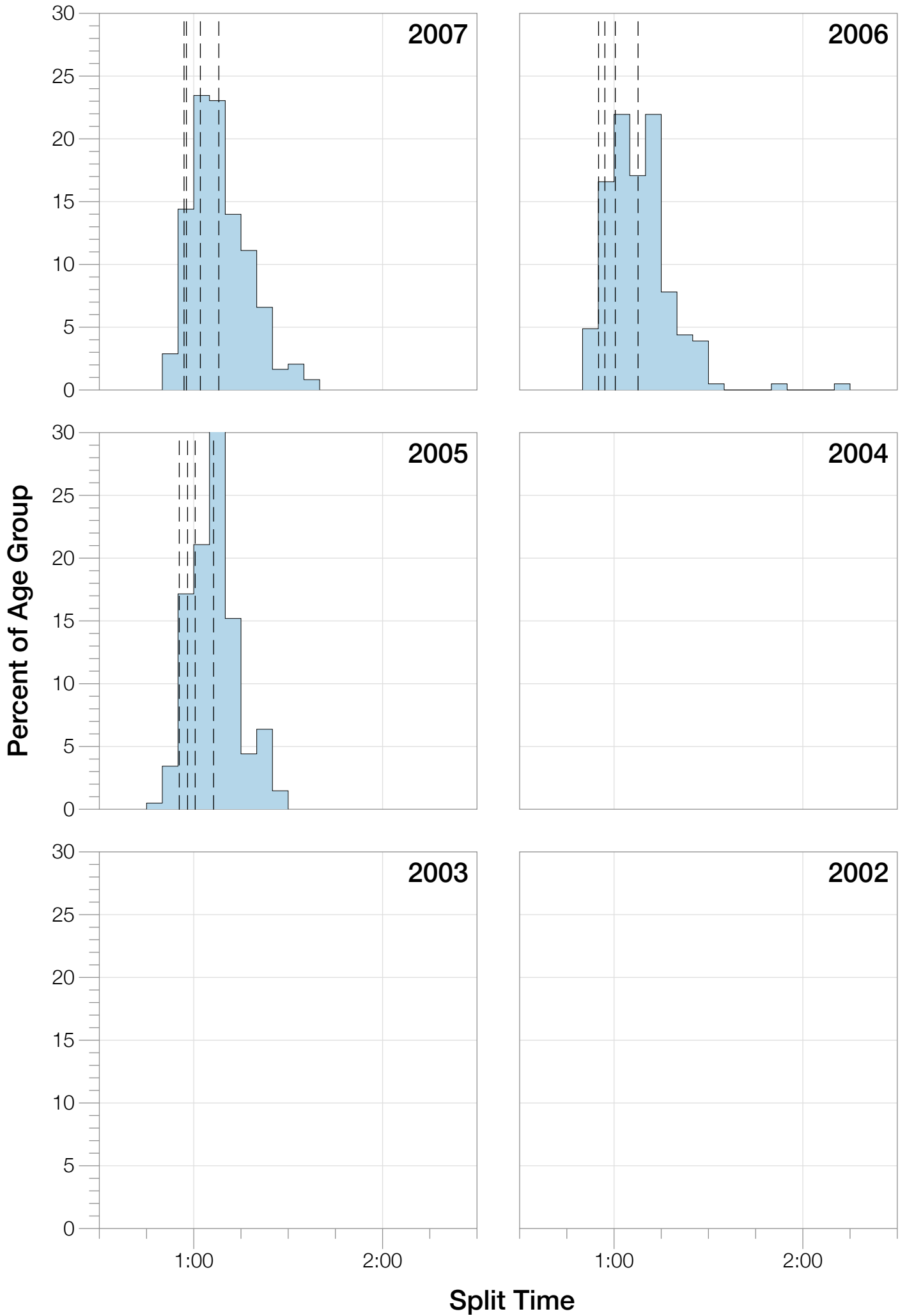
M40-44 Summary Statistics

Year	Finishers	M40-44 Finishers	Male Winner's Time	Female Winner's Time	M40-44 Winner's Time
2005	1367	1339	8:25:44	9:13:20	9:00:09
2006	1448	1415	8:20:42	9:19:44	8:59:23
2007	1458	1419	8:21:49	9:12:59	9:05:43
2008	1411	1386	8:31:33	9:03:55	9:06:50
2009	1282	1253	8:24:53	8:57:10	8:47:33
2010	1384	1365	8:23:54	9:23:46	8:32:52
2011	1016	1002	8:29:28	9:29:54	8:56:15
2012	1298	1288	8:17:38	9:34:57	8:57:10
2013	1352	1343	8:30:23	9:34:55	9:09:24
Average	1335	1312	8:25:07	9:18:57	8:57:15

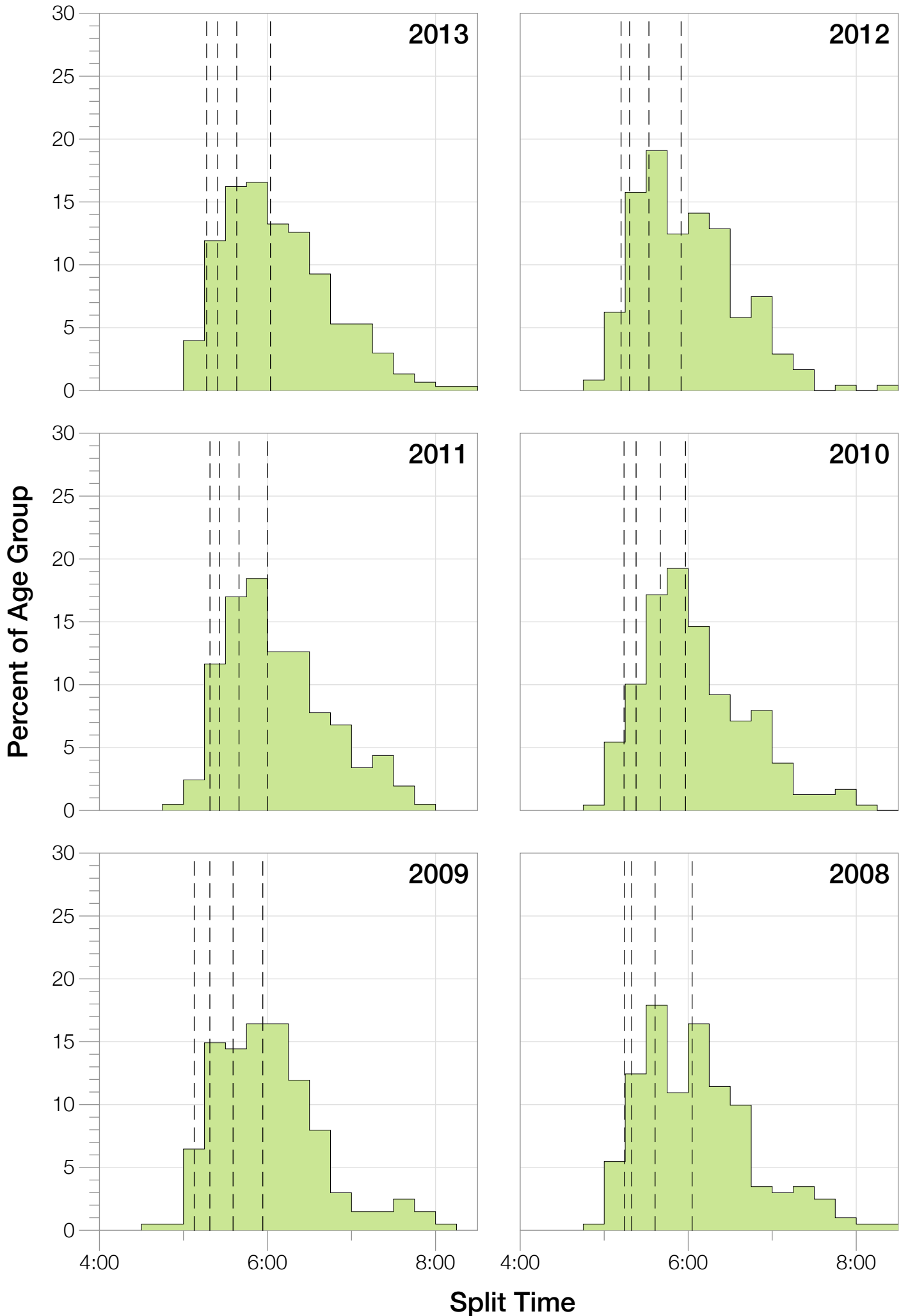
M40-44 Swim



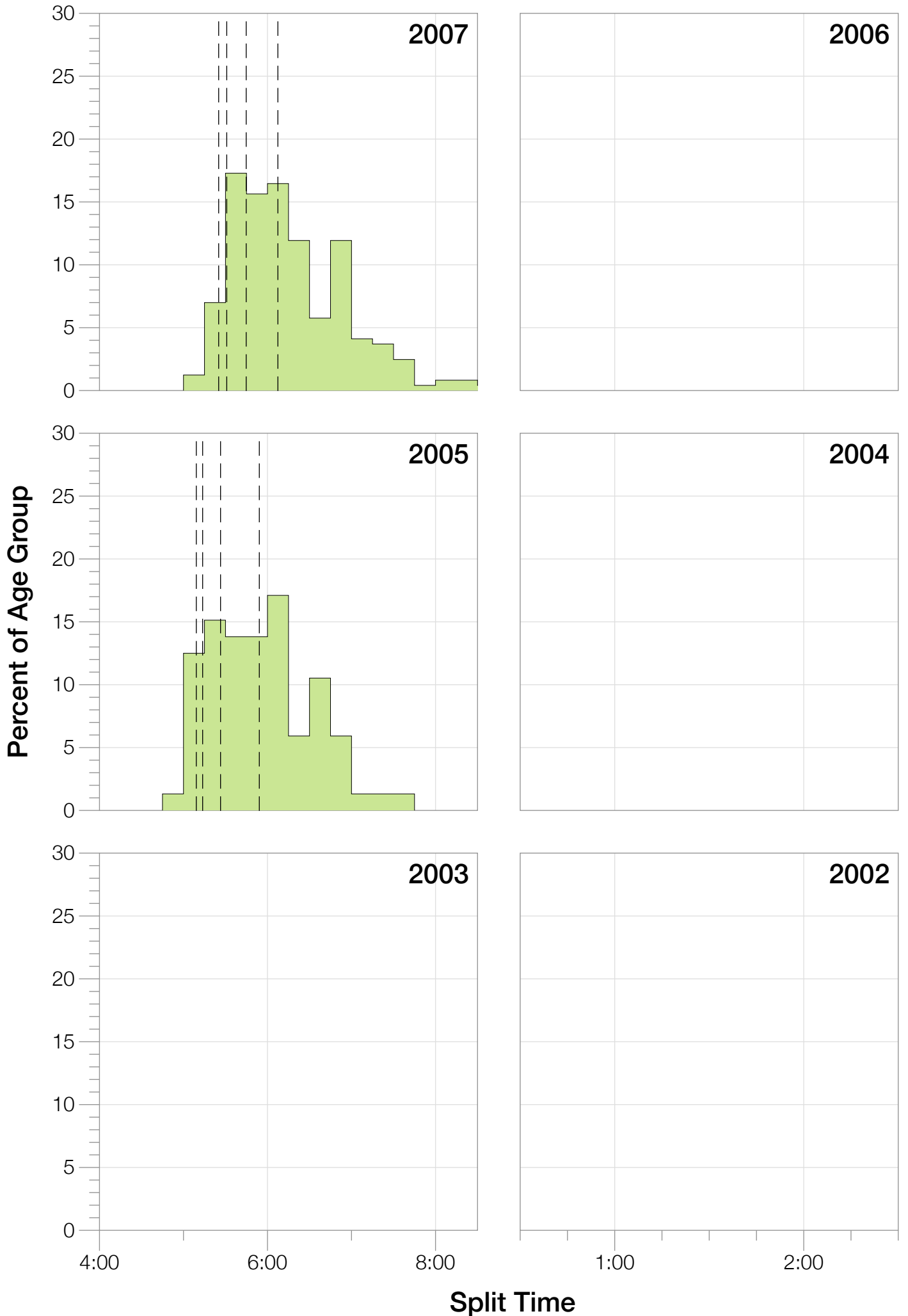
M40-44 Swim



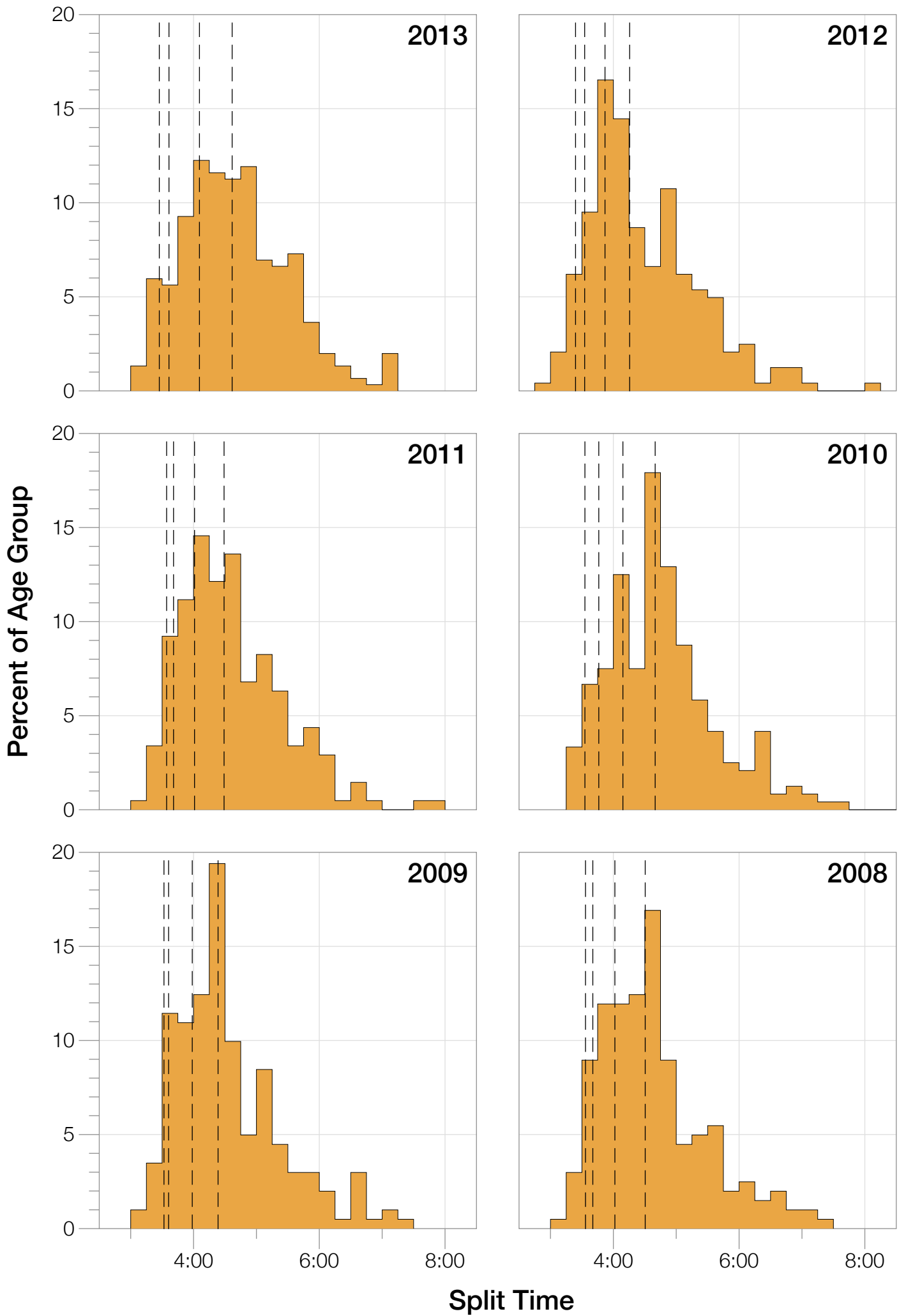
M40-44 Bike



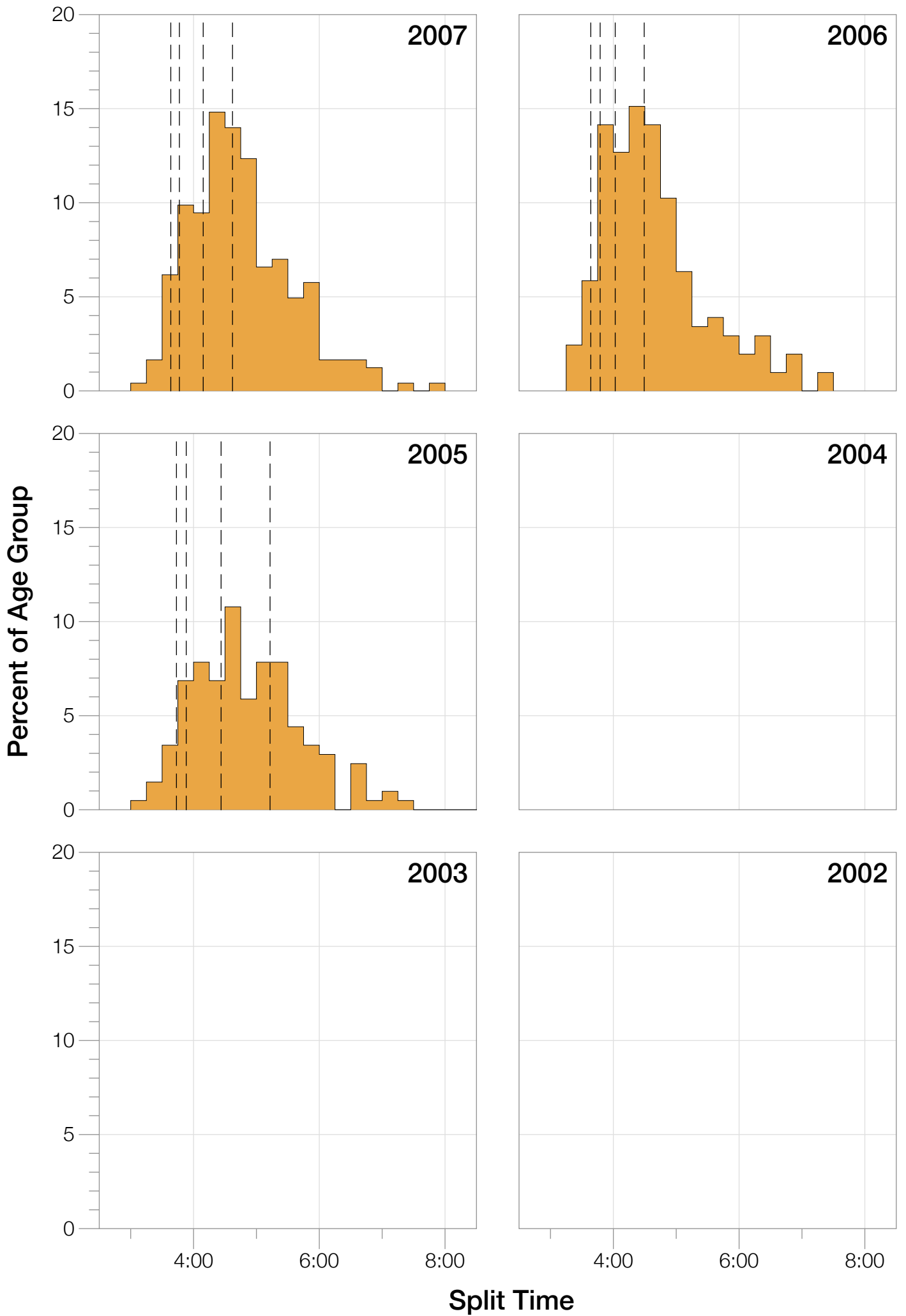
M40-44 Bike



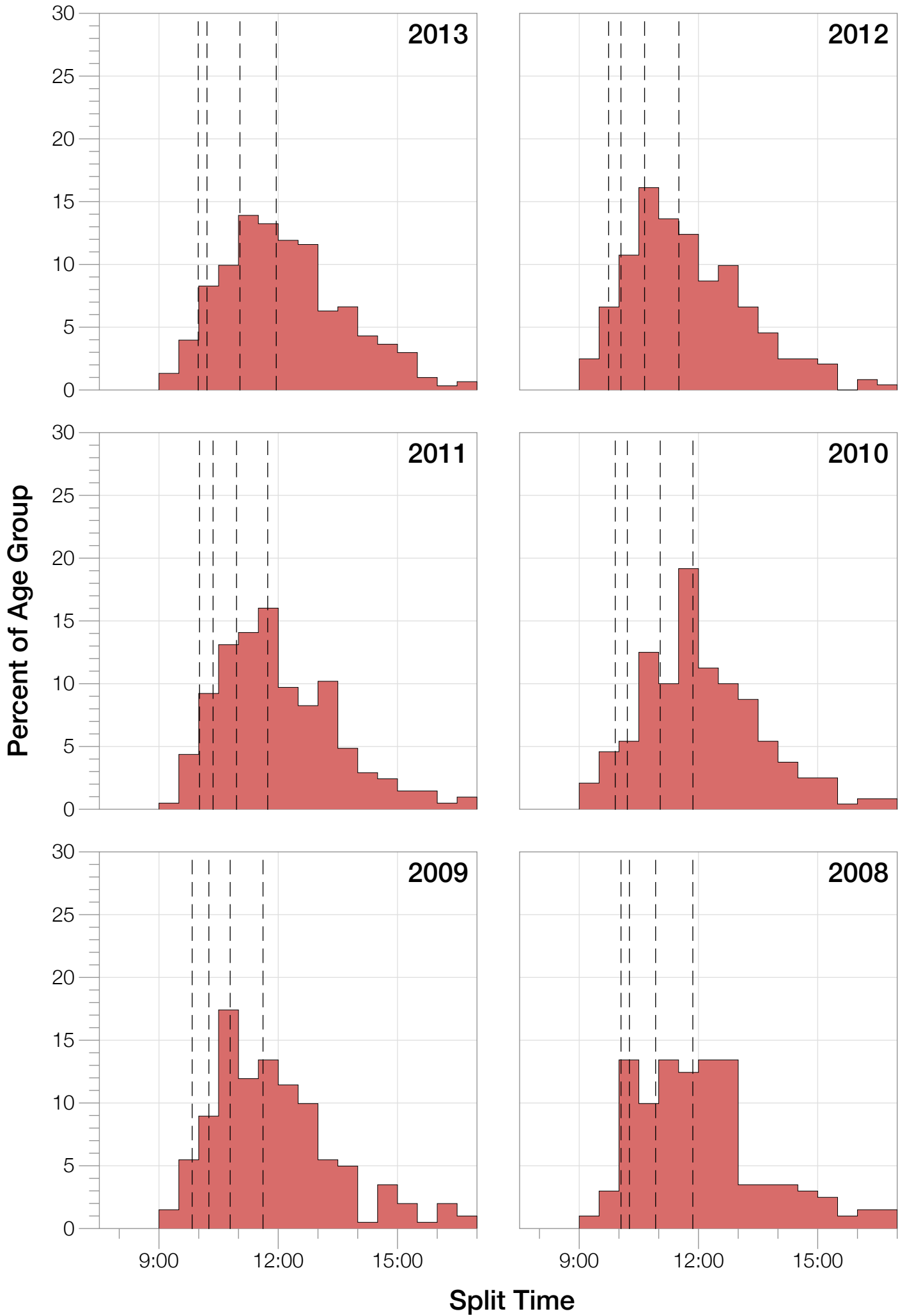
M40-44 Run



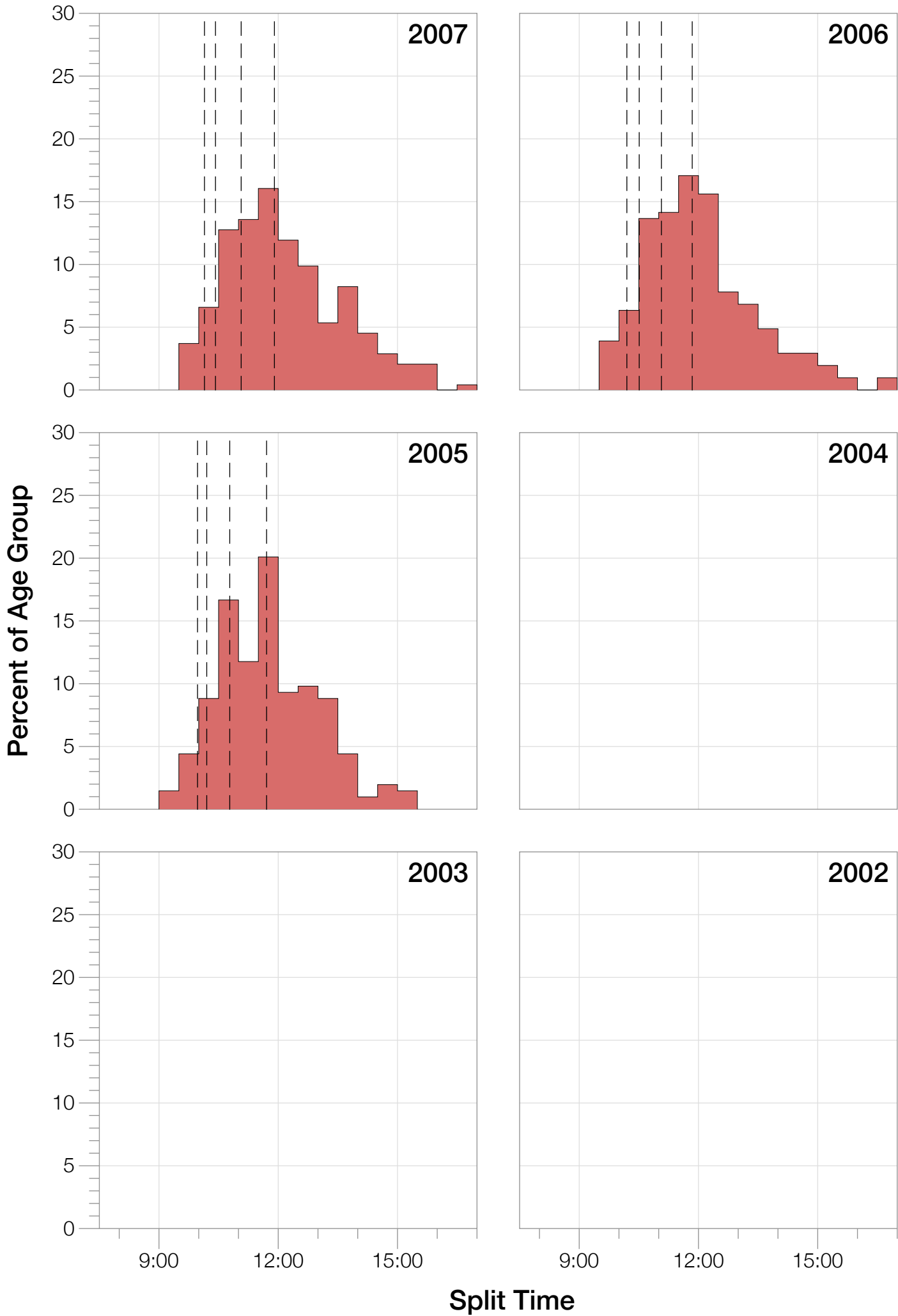
M40-44 Run



M40-44 Overall



M40-44 Overall



M40-44 Fastest Splits

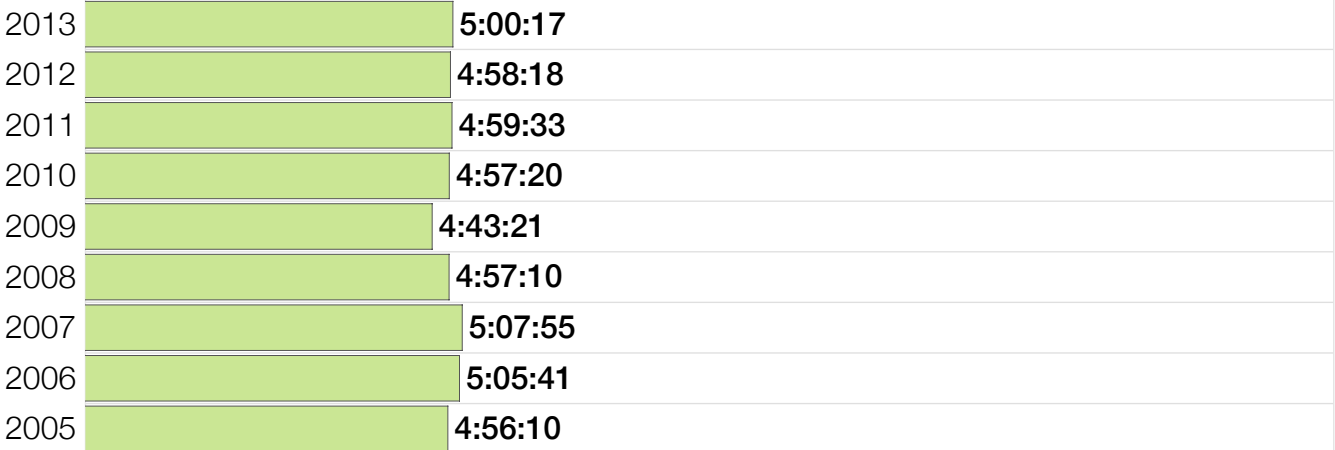
Year

Swim

Bike

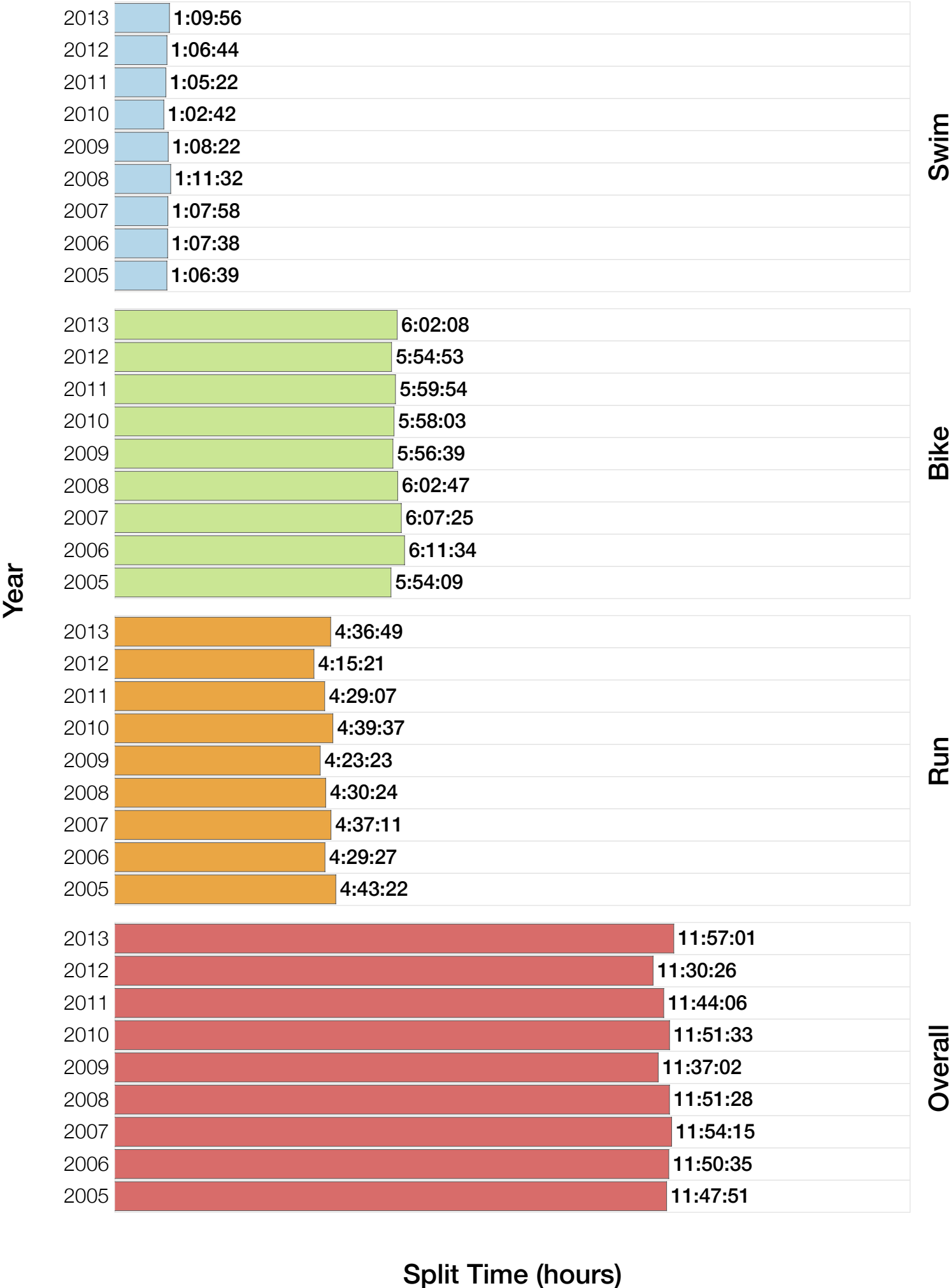
Run

Overall

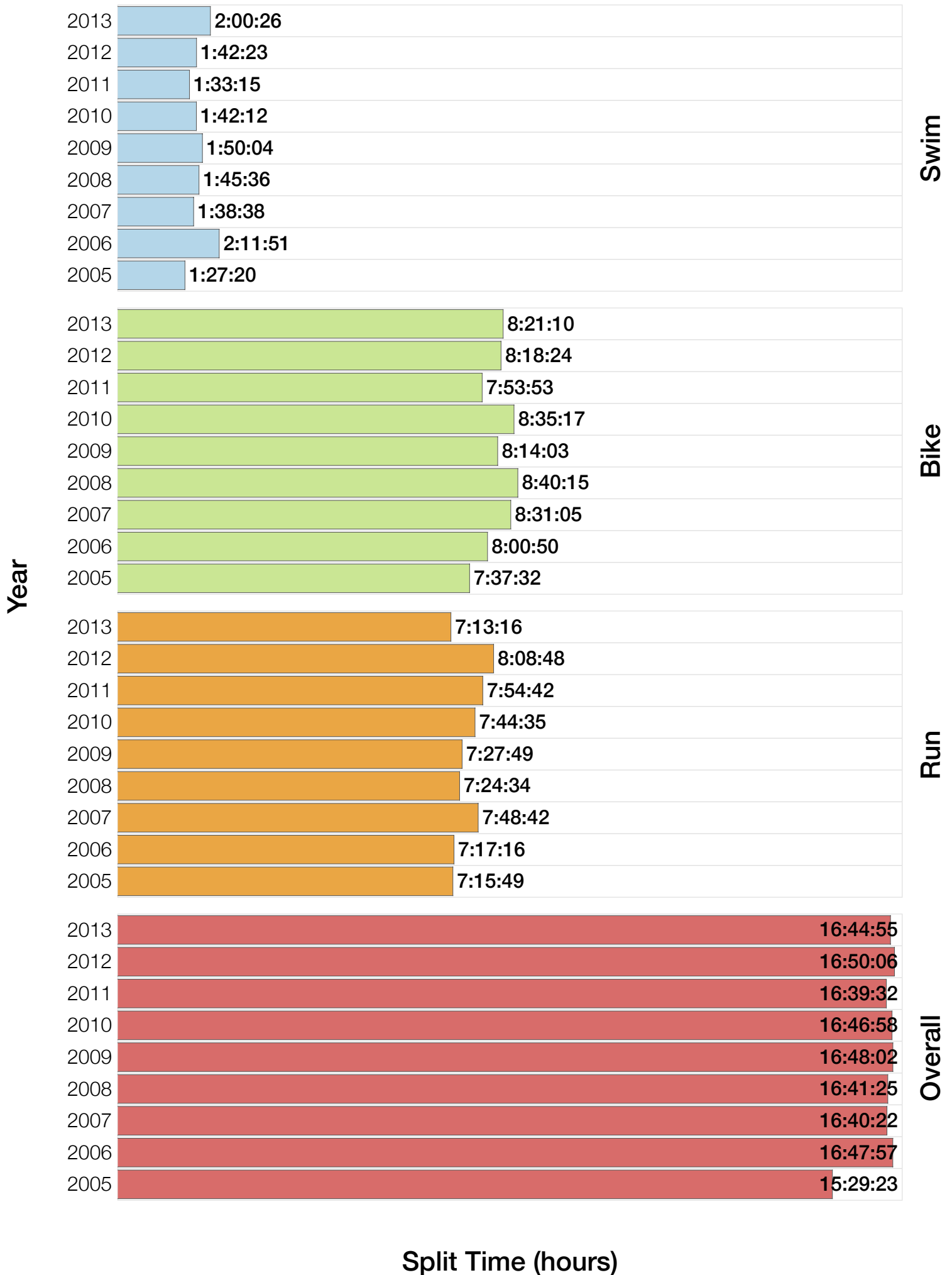


Split Time (hours)

M40-44 Median Splits



M40-44 Slowest Splits



Split Time (hours)

M40-44 Kona Times and Splits

Summary Statistics

Position	Swim Time	Bike Time	Run Time	Overall Time
Average Male Winner	0:47:25	4:42:44	2:53:06	8:25:07
Average Female Winner	0:52:19	5:13:58	3:10:09	9:18:57
Average 1st Age Grouper	0:55:32	5:04:44	3:14:15	9:16:56
Average 2nd Age Grouper	0:57:25	5:06:23	3:18:39	9:25:25
Average 3rd Age Grouper	0:55:23	5:11:38	3:22:54	9:32:42
Average 4th Age Grouper	0:55:33	5:11:54	3:25:05	9:35:48
Average 5th Age Grouper	0:57:20	5:12:14	3:27:50	9:40:14
Kona Qualifier Average	0:56:15	5:09:23	3:21:45	9:30:13

Australia 2005

Position	Swim Time	Bike Time	Run Time	Overall Time
Male Winner	0:46:55	4:40:17	2:58:32	8:25:44
Female Winner	0:54:36	5:12:50	3:05:54	9:13:20
1st Age Grouper	0:54:24	4:57:39	3:11:24	9:03:27
2nd Age Grouper	0:58:24	5:00:44	3:22:15	9:21:23
3rd Age Grouper	0:58:28	5:10:17	3:18:24	9:27:09
4th Age Grouper	0:54:27	5:03:51	3:32:49	9:31:07
5th Age Grouper	0:58:08	5:18:09	3:25:17	9:41:34
Kona Qualifier Average	0:56:46	5:06:08	3:22:01	9:24:56

Australia 2006

Position	Swim Time	Bike Time	Run Time	Overall Time
Male Winner	0:46:21	4:46:51	2:47:30	8:20:42
Female Winner	0:52:30	5:26:08	3:01:06	9:19:44
1st Age Grouper	0:56:08	5:16:37	3:30:46	9:43:31
2nd Age Grouper	0:57:07	5:10:48	3:38:10	9:46:05
3rd Age Grouper	0:58:10	5:14:36	3:37:12	9:49:58
4th Age Grouper	0:57:05	5:30:20	3:22:53	9:50:18
5th Age Grouper	1:08:54	5:05:41	3:39:37	9:54:12
Kona Qualifier Average	0:59:28	5:15:36	3:33:43	9:48:48

Australia 2007

Position	Swim Time	Bike Time	Run Time	Overall Time
Male Winner	0:46:57	4:45:13	2:49:39	8:21:49
Female Winner	0:50:26	5:18:26	3:04:07	9:12:59
1st Age Grouper	1:02:03	5:17:53	3:11:54	9:31:50
2nd Age Grouper	0:56:40	5:10:54	3:24:54	9:32:28
3rd Age Grouper	0:52:49	5:30:40	3:17:24	9:40:53
4th Age Grouper	0:57:43	5:23:52	3:20:24	9:41:59
5th Age Grouper	0:55:46	5:08:51	3:41:43	9:46:20
Kona Qualifier Average	0:57:00	5:18:26	3:23:15	9:38:42

Australia 2008

Position	Swim Time	Bike Time	Run Time	Overall Time
Male Winner	0:50:48	4:47:09	2:51:59	8:31:33
Female Winner	0:53:27	5:06:43	3:01:53	9:03:55
1st Age Grouper	0:55:35	5:02:20	3:06:53	9:06:50
2nd Age Grouper	0:59:45	5:00:11	3:19:54	9:22:21
3rd Age Grouper	0:59:35	5:01:35	3:33:56	9:39:56
4th Age Grouper	1:05:25	5:14:50	3:19:43	9:44:18
5th Age Grouper	0:55:49	5:19:13	3:33:45	9:51:43
Kona Qualifier Average	0:59:13	5:07:37	3:22:50	9:33:01

Australia 2009

Position	Swim Time	Bike Time	Run Time	Overall Time
Male Winner	0:50:51	4:44:40	2:45:58	8:24:53
Female Winner	0:50:48	5:03:01	2:59:15	8:57:10
1st Age Grouper	0:51:37	5:03:51	3:07:25	9:06:23
2nd Age Grouper	1:03:52	5:07:37	3:04:55	9:22:50
3rd Age Grouper	0:53:42	5:03:58	3:25:51	9:27:30
4th Age Grouper	0:54:11	5:01:43	3:35:40	9:35:32
5th Age Grouper	1:03:32	5:08:58	3:18:18	9:36:35
Kona Qualifier Average	0:57:22	5:05:13	3:18:25	9:25:46

Australia 2010

Position	Swim Time	Bike Time	Run Time	Overall Time
Male Winner	0:44:49	4:41:59	2:54:04	8:23:54
Female Winner	0:49:43	5:00:57	3:29:36	9:23:46
1st Age Grouper	0:49:39	5:03:12	3:15:48	9:12:51
2nd Age Grouper	0:52:32	4:57:20	3:23:24	9:17:28
3rd Age Grouper	0:49:36	5:05:07	3:20:42	9:19:16
4th Age Grouper	0:48:55	5:00:25	3:25:35	9:20:15
5th Age Grouper	0:49:42	5:07:09	3:27:59	9:28:52
Kona Qualifier Average	0:50:04	5:02:38	3:22:41	9:19:44

Australia 2011

Position	Swim Time	Bike Time	Run Time	Overall Time
Male Winner	0:46:29	4:41:04	2:59:14	8:29:28
Female Winner	0:50:35	5:12:39	3:22:10	9:29:54
1st Age Grouper	1:03:01	4:59:33	3:20:27	9:27:08
2nd Age Grouper	0:53:24	5:07:55	3:27:12	9:31:57
3rd Age Grouper	0:52:53	5:16:26	3:25:00	9:38:17
4th Age Grouper	0:53:11	5:19:11	3:22:57	9:40:23
5th Age Grouper	0:56:11	5:21:48	3:19:24	9:41:24
Kona Qualifier Average	0:55:44	5:12:58	3:23:00	9:35:49

Australia 2012

Position	Swim Time	Bike Time	Run Time	Overall Time
Male Winner	0:46:18	4:31:25	2:57:12	8:17:38
Female Winner	0:51:48	5:29:57	3:08:38	9:34:57
1st Age Grouper	0:52:44	5:01:20	3:13:18	9:11:05
2nd Age Grouper	0:59:32	5:14:26	2:54:18	9:14:24
3rd Age Grouper	0:57:54	5:05:31	3:16:33	9:23:59
4th Age Grouper	0:52:17	5:03:39	3:28:35	9:29:07
5th Age Grouper	0:51:38	5:10:18	3:23:52	9:29:31
Kona Qualifier Average	0:54:49	5:07:02	3:15:19	9:21:37

Australia 2013

Position	Swim Time	Bike Time	Run Time	Overall Time
Male Winner	0:47:25	4:46:02	2:53:48	8:30:23
Female Winner	0:57:05	5:15:01	3:18:46	9:34:55
1st Age Grouper	0:54:43	5:00:17	3:10:26	9:09:24
2nd Age Grouper	0:55:32	5:07:32	3:12:54	9:19:52
3rd Age Grouper	0:55:24	5:16:39	3:11:08	9:27:28
4th Age Grouper	0:56:50	5:09:23	3:17:17	9:29:18
5th Age Grouper	0:56:24	5:10:07	3:20:38	9:32:00
Kona Qualifier Average	0:55:46	5:08:47	3:14:28	9:23:36