

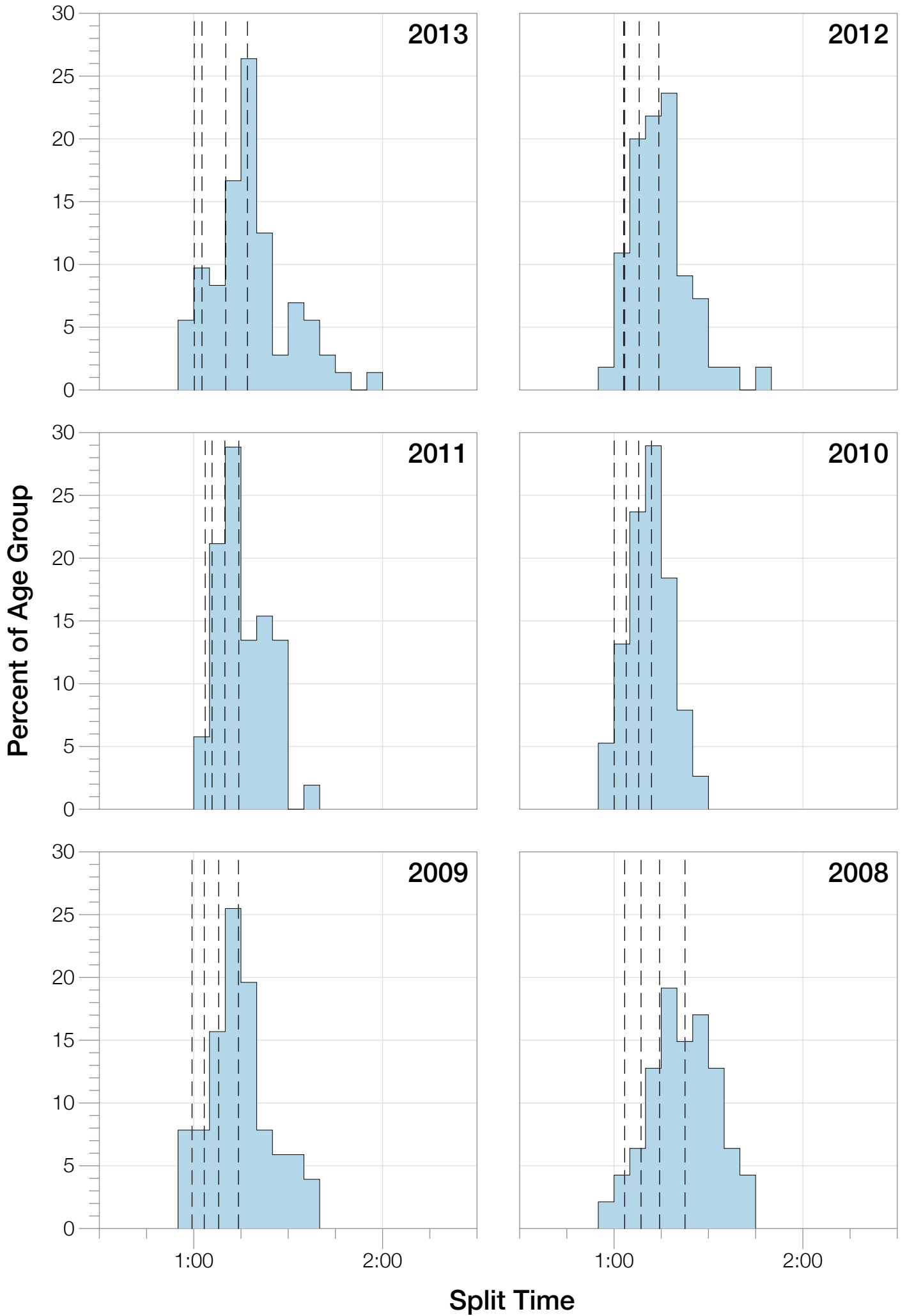
# Ironman Australia Statistics

## M55-59

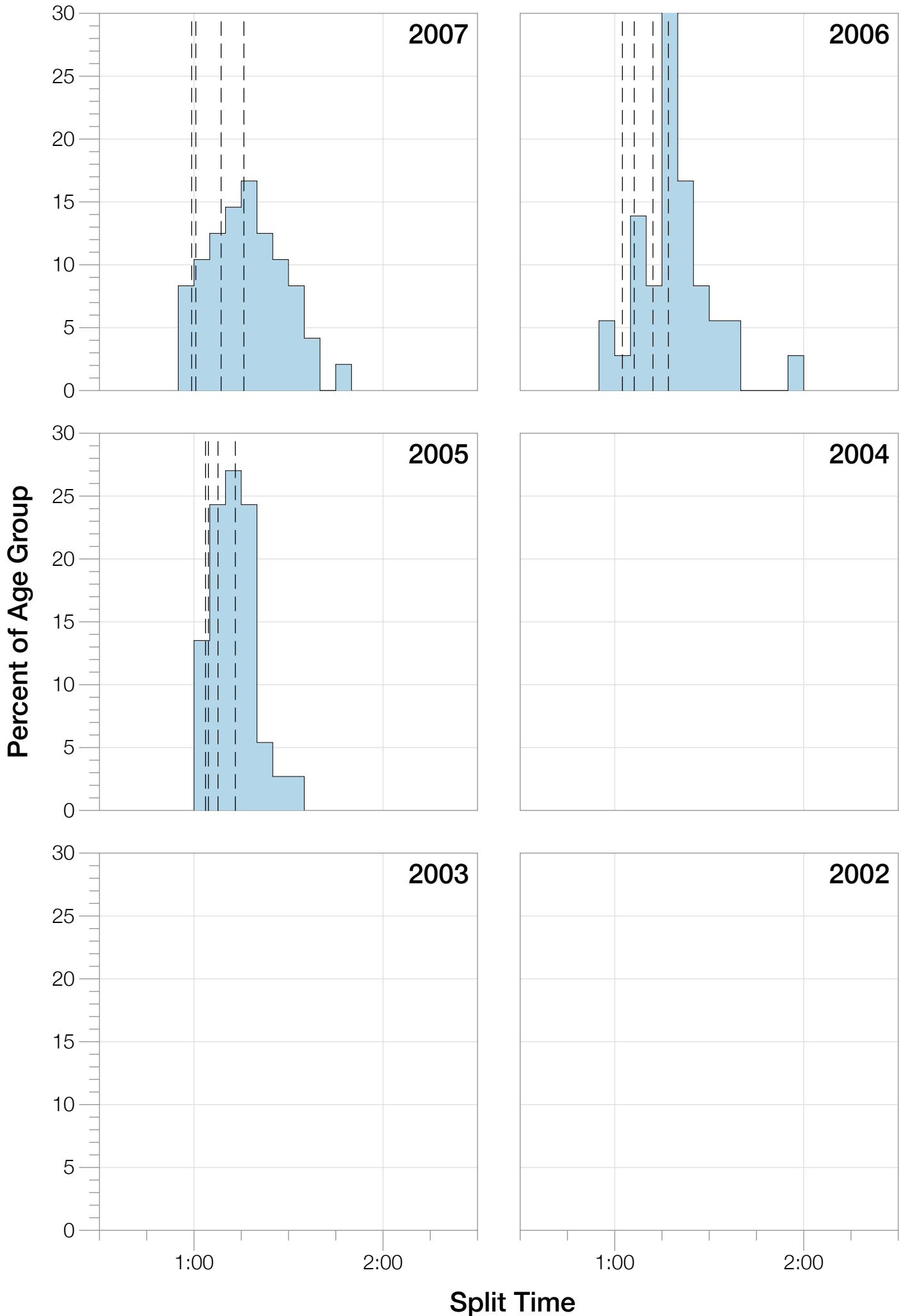
## M55-59 Summary Statistics

Year	Finishers	M55-59 Finishers	Male Winner's Time	Female Winner's Time	M55-59 Winner's Time
2005	1367	1339	8:25:44	9:13:20	9:00:09
2006	1448	1415	8:20:42	9:19:44	8:59:23
2007	1458	1419	8:21:49	9:12:59	9:05:43
2008	1411	1386	8:31:33	9:03:55	9:06:50
2009	1282	1253	8:24:53	8:57:10	8:47:33
2010	1384	1365	8:23:54	9:23:46	8:32:52
2011	1016	1002	8:29:28	9:29:54	8:56:15
2012	1298	1288	8:17:38	9:34:57	8:57:10
2013	1352	1343	8:30:23	9:34:55	9:09:24
<b>Average</b>	<b>1335</b>	<b>1312</b>	<b>8:25:07</b>	<b>9:18:57</b>	<b>8:57:15</b>

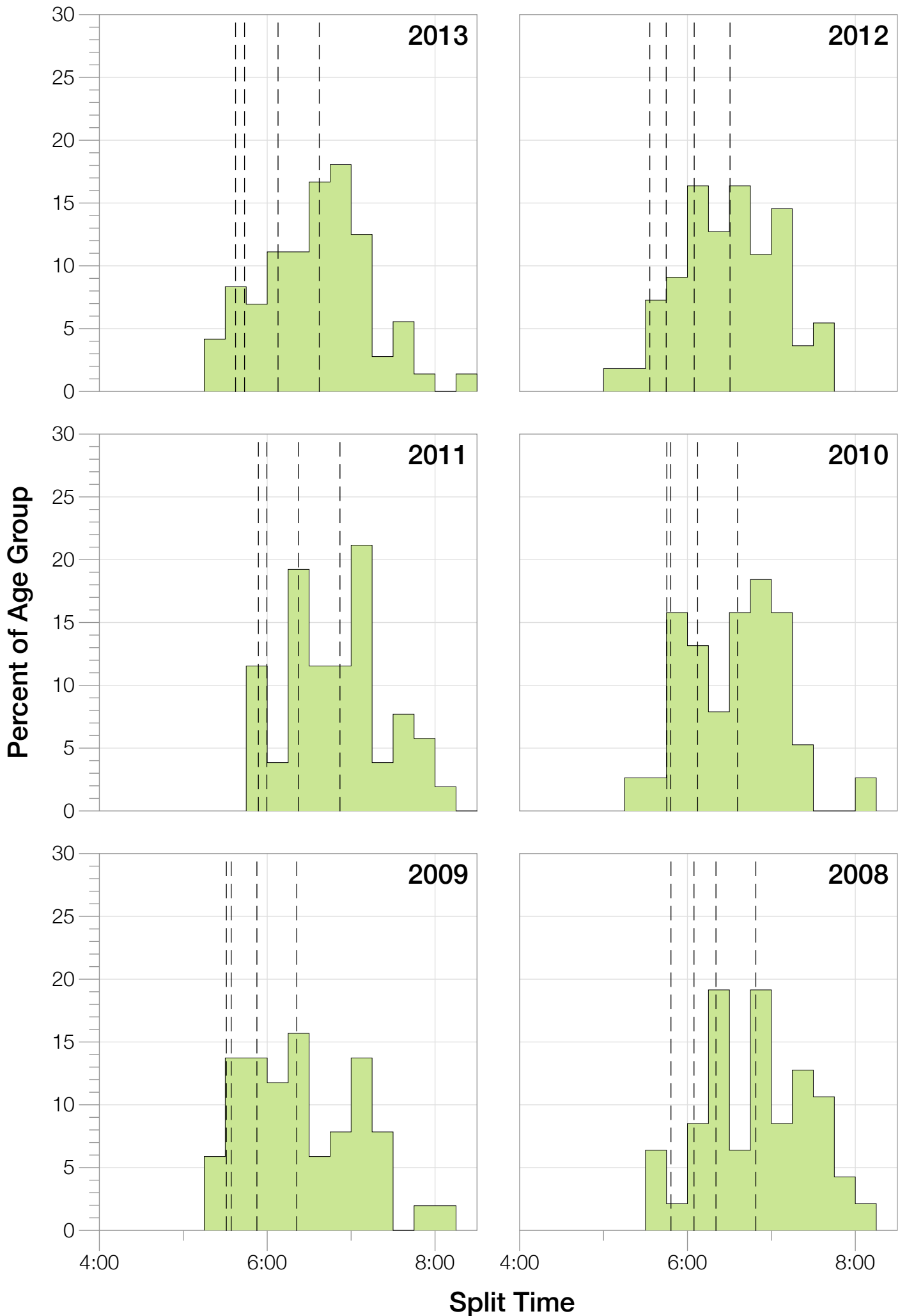
# M55-59 Swim



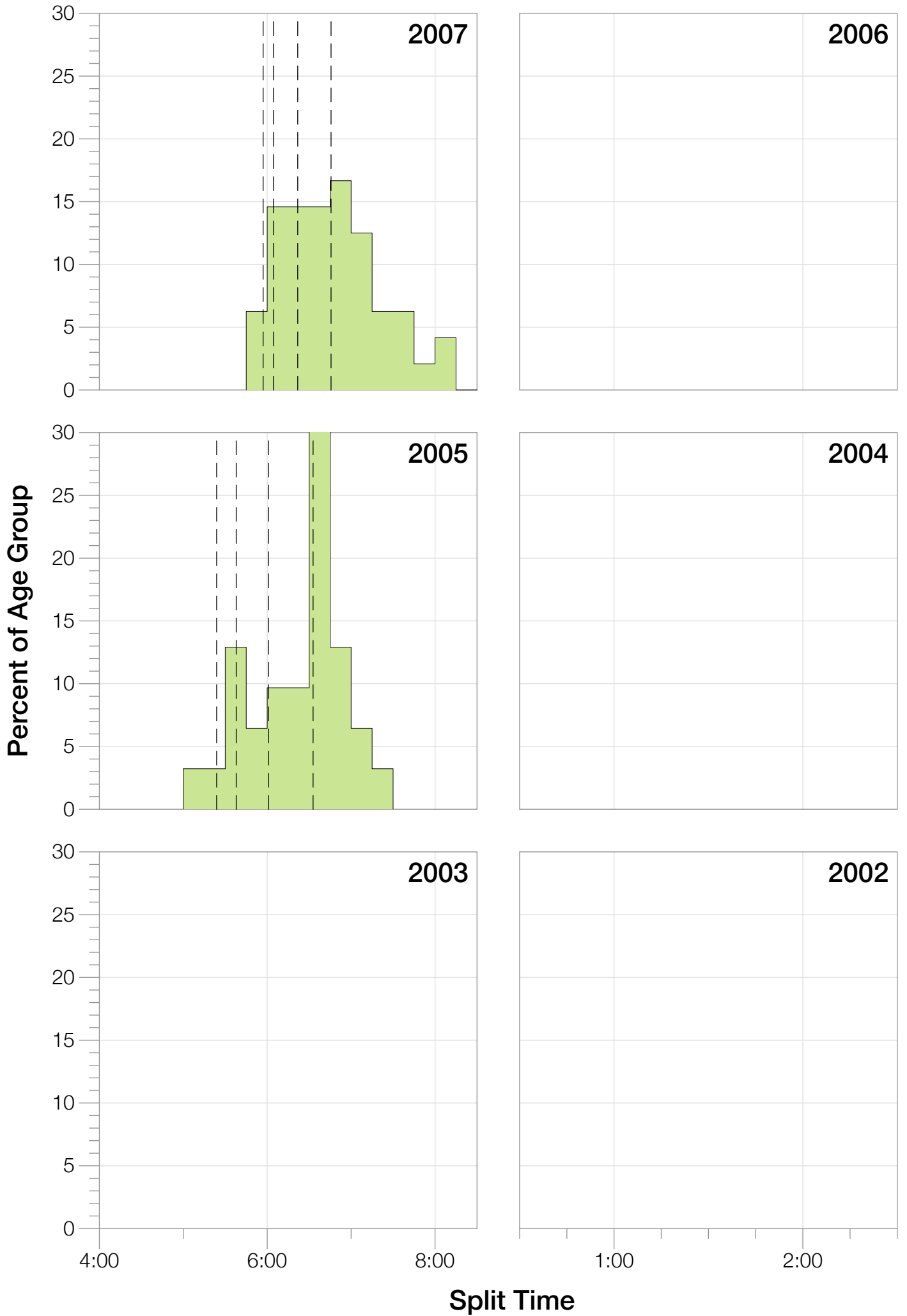
# M55-59 Swim



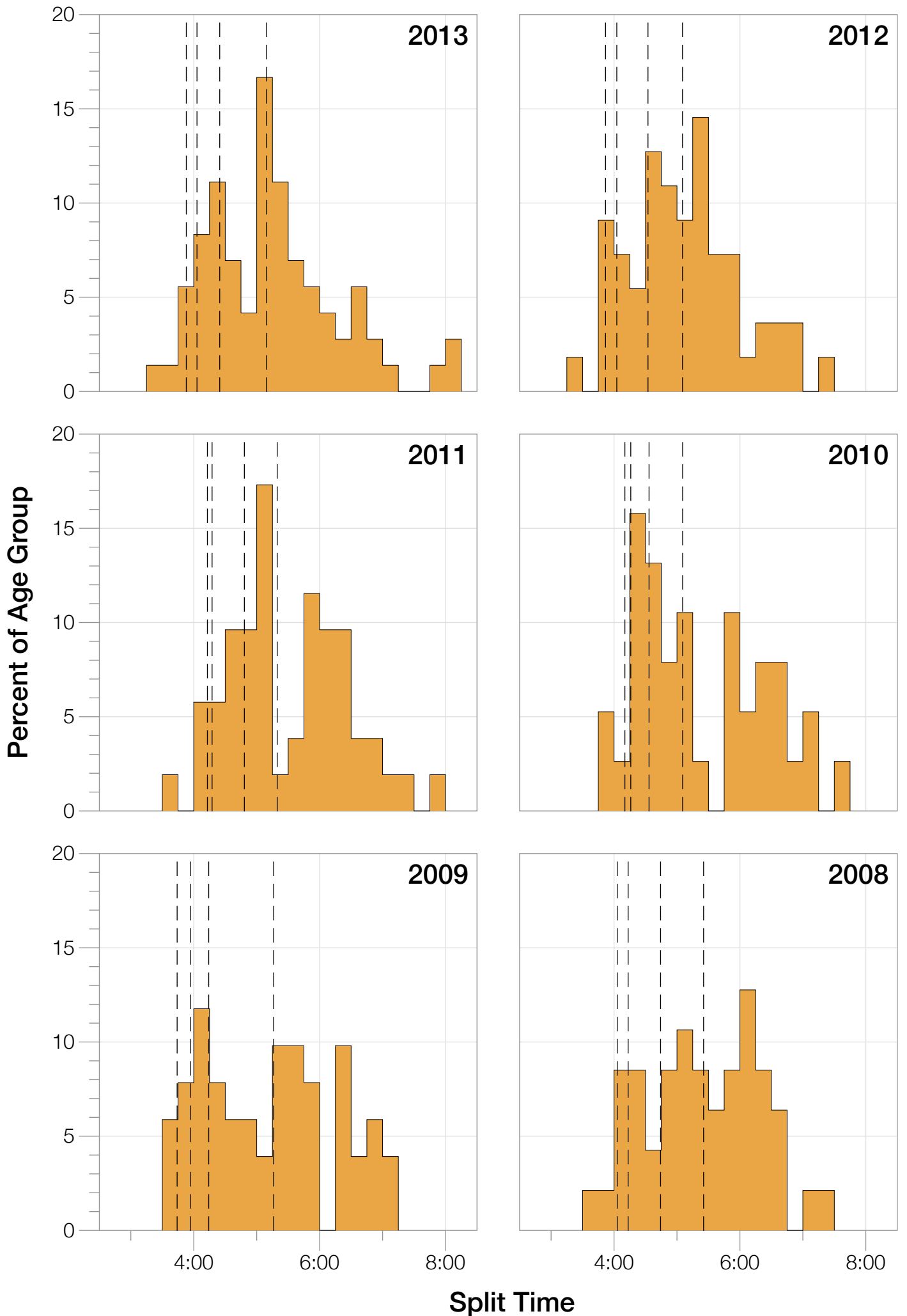
# M55-59 Bike



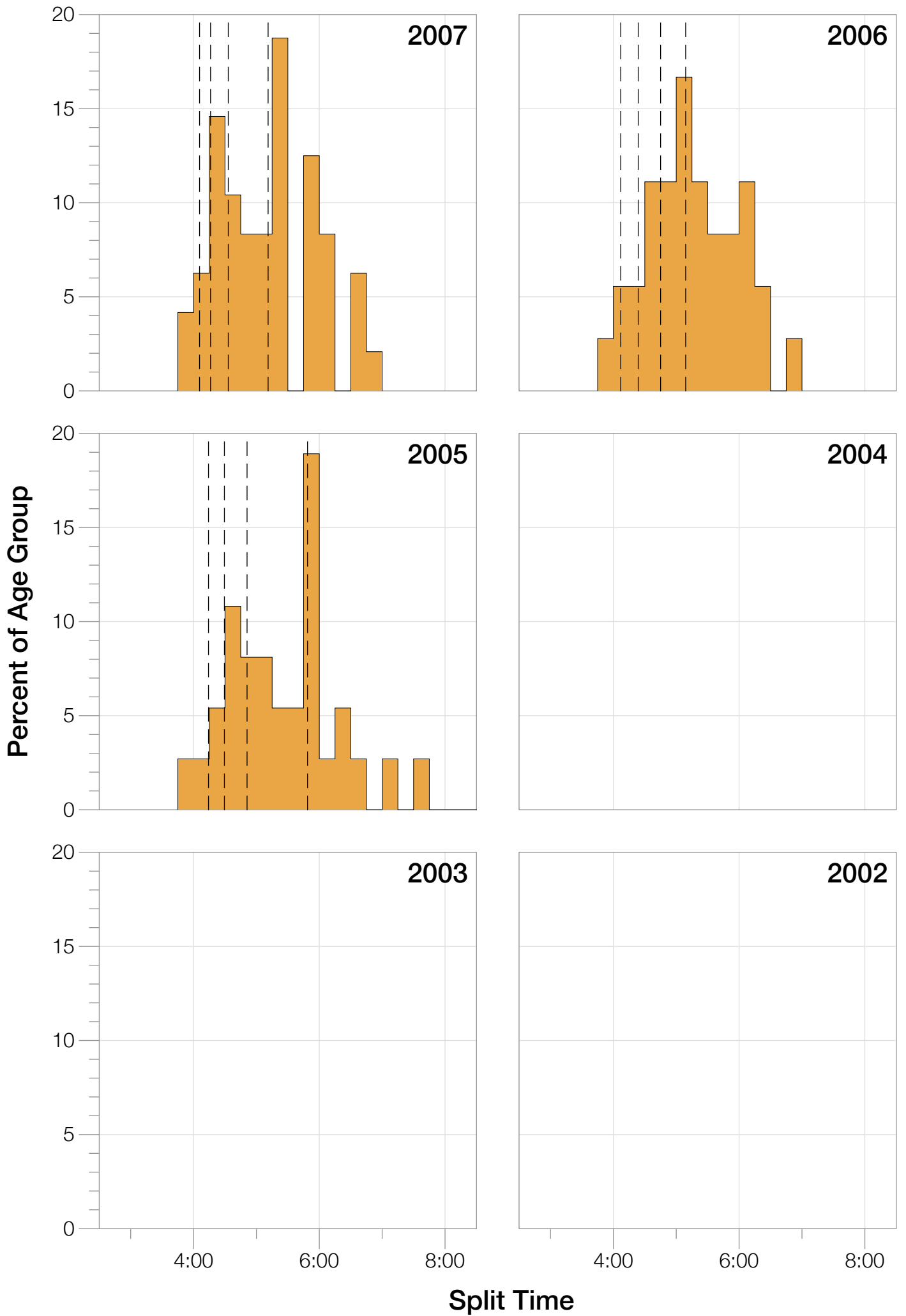
# M55-59 Bike



# M55-59 Run

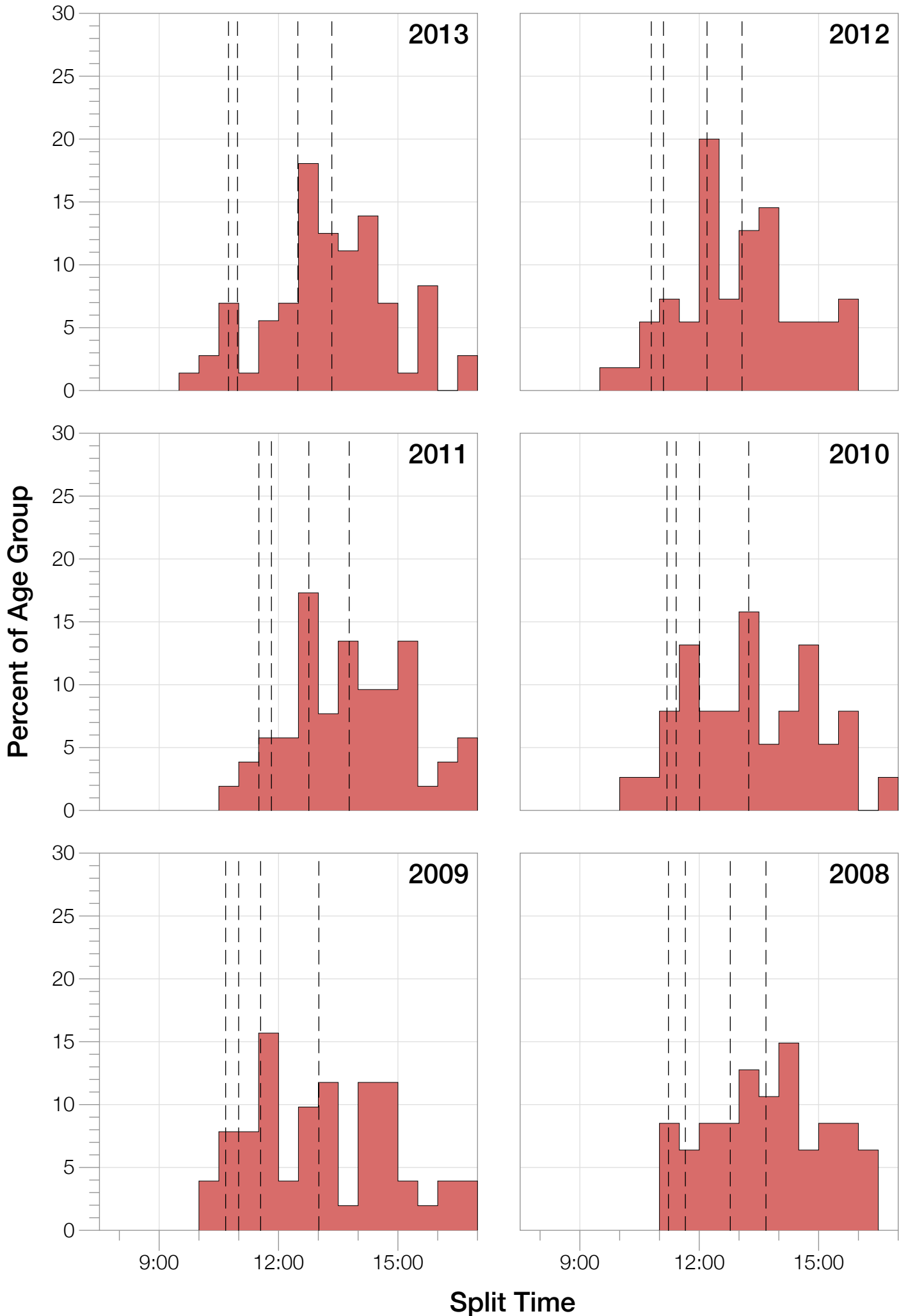


# M55-59 Run

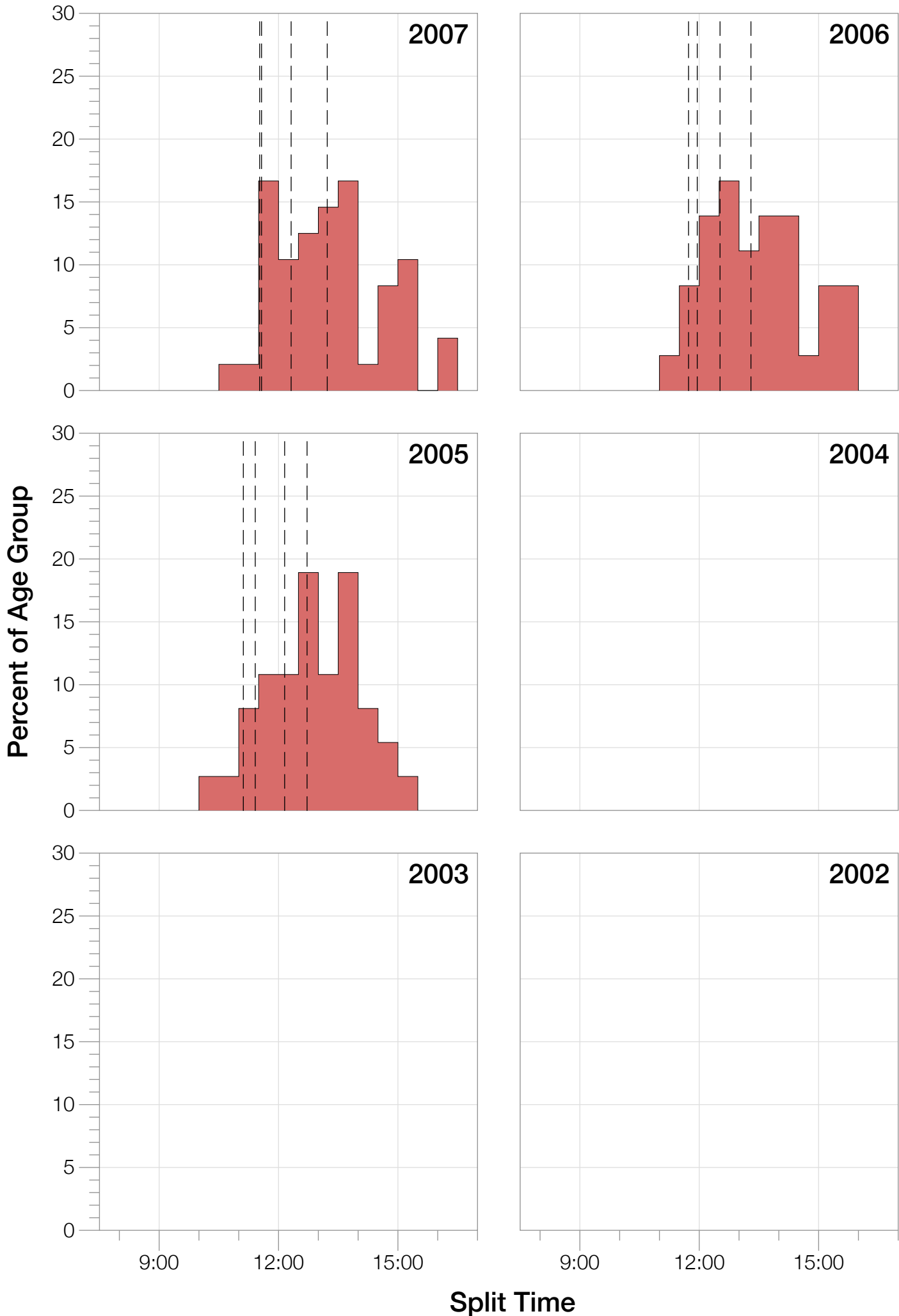




# M55-59 Overall



# M55-59 Overall



# M55-59 Fastest Splits

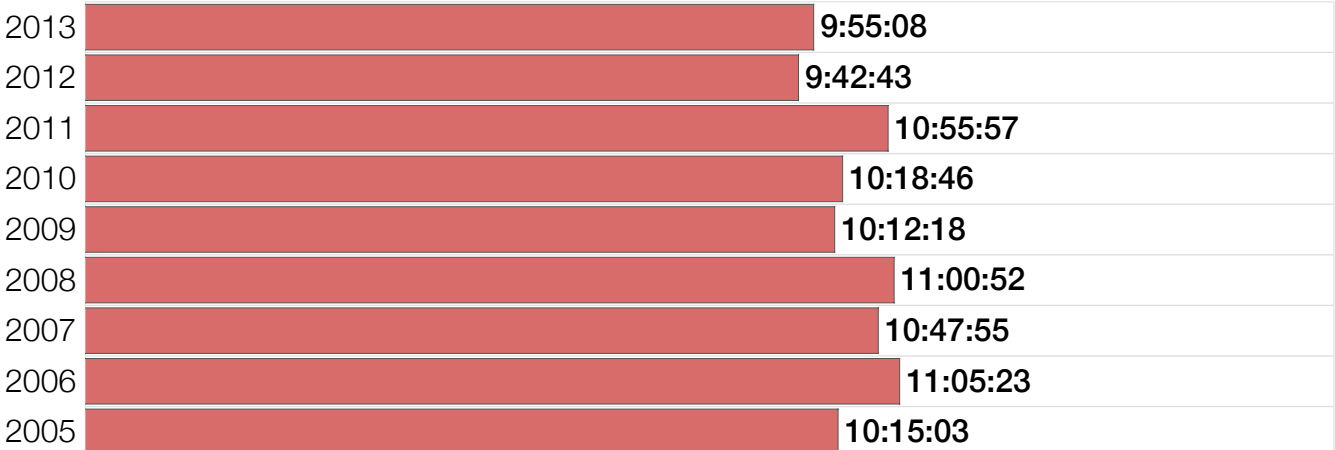
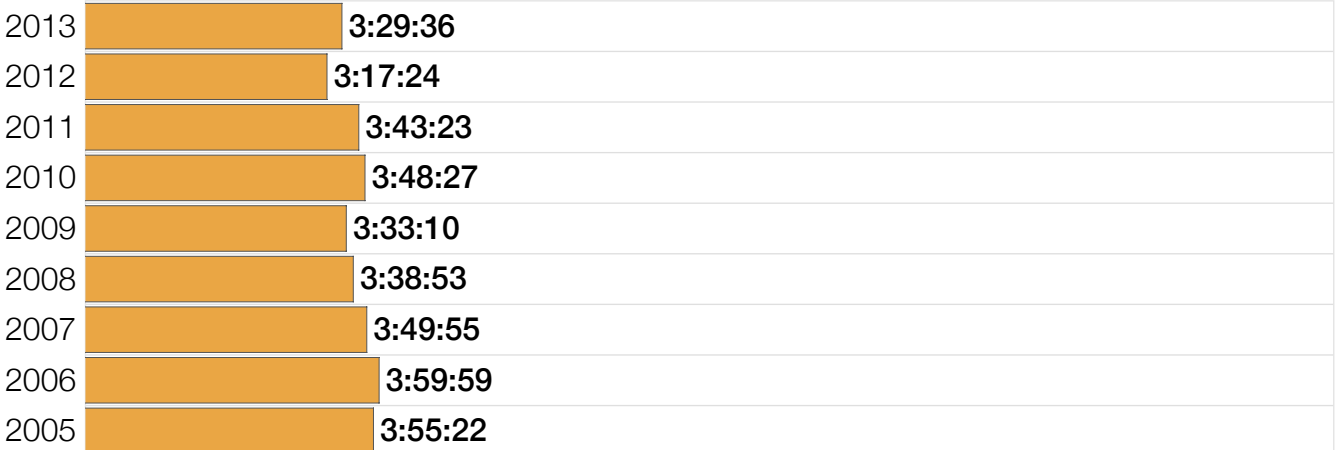
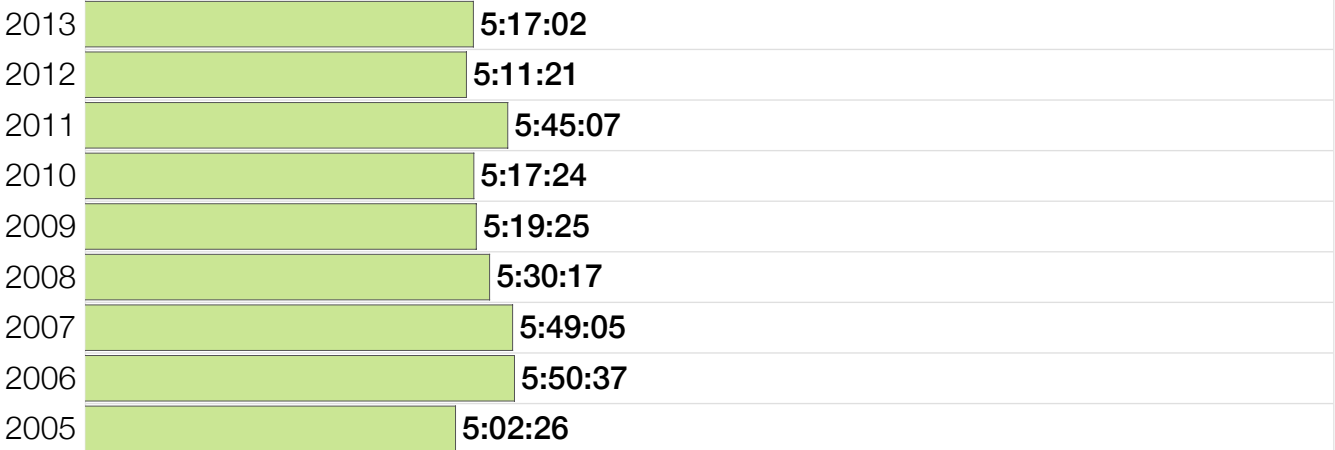
Year

Swim

Bike

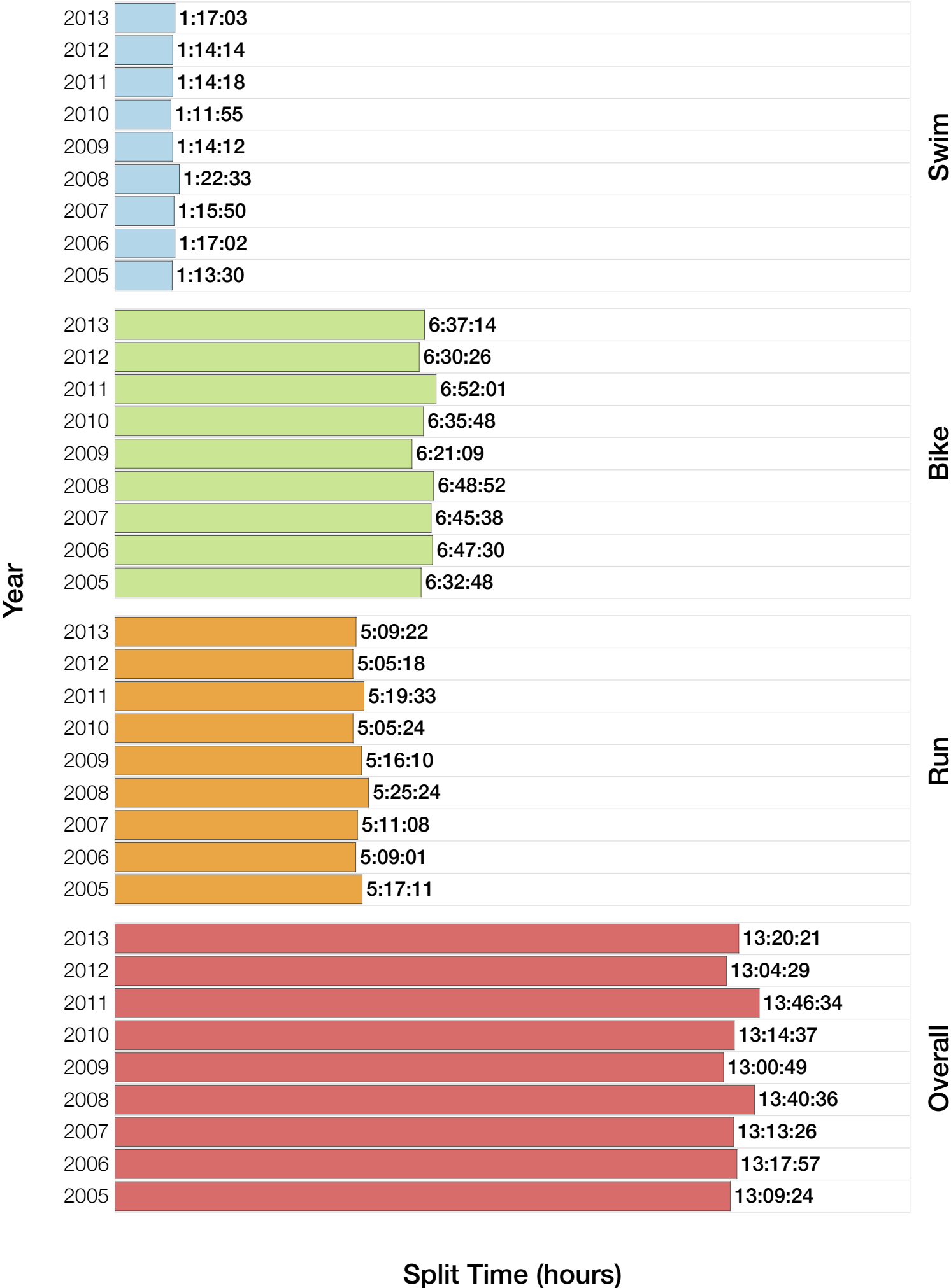
Run

Overall

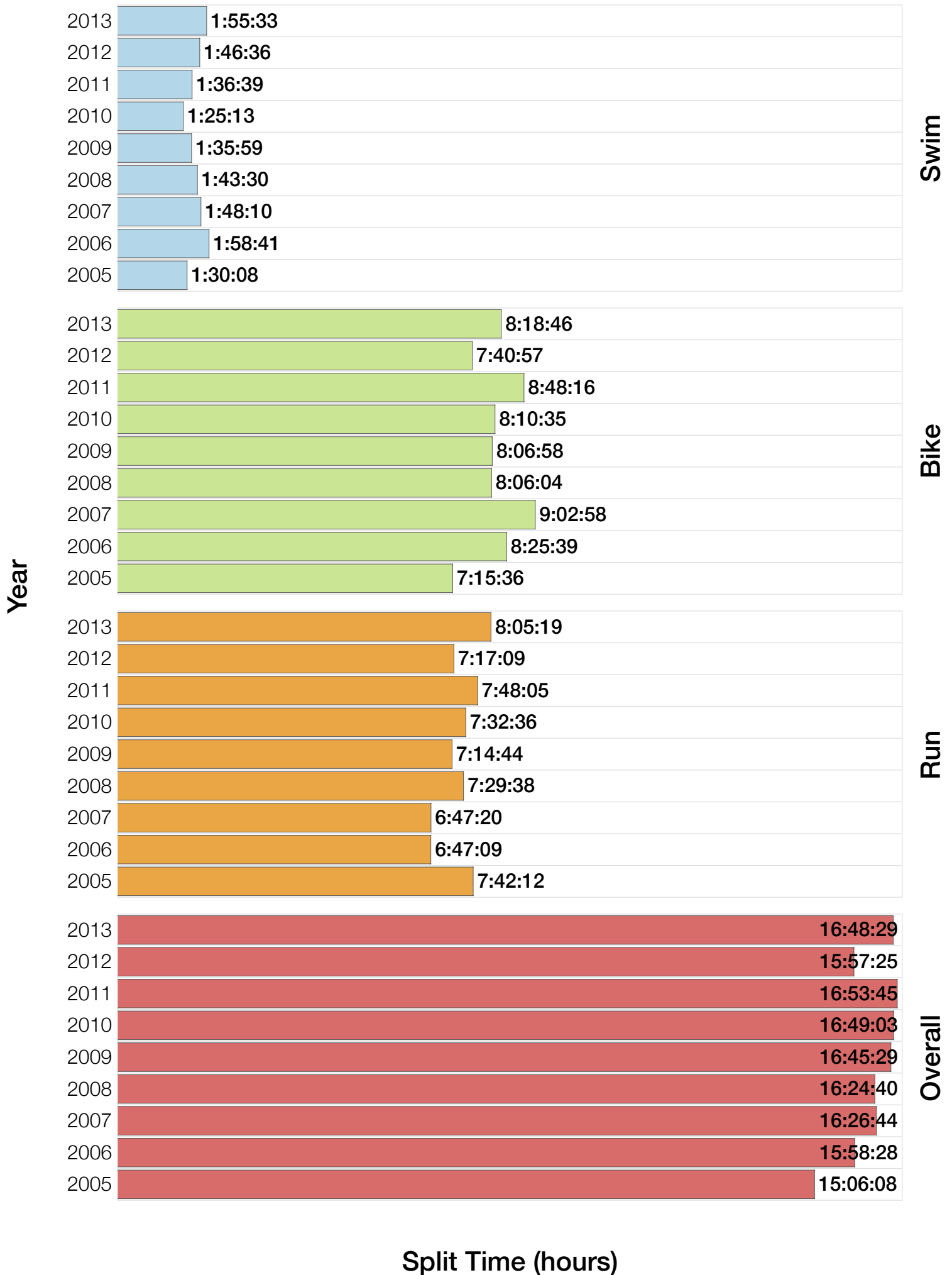


Split Time (hours)

# M55-59 Median Splits



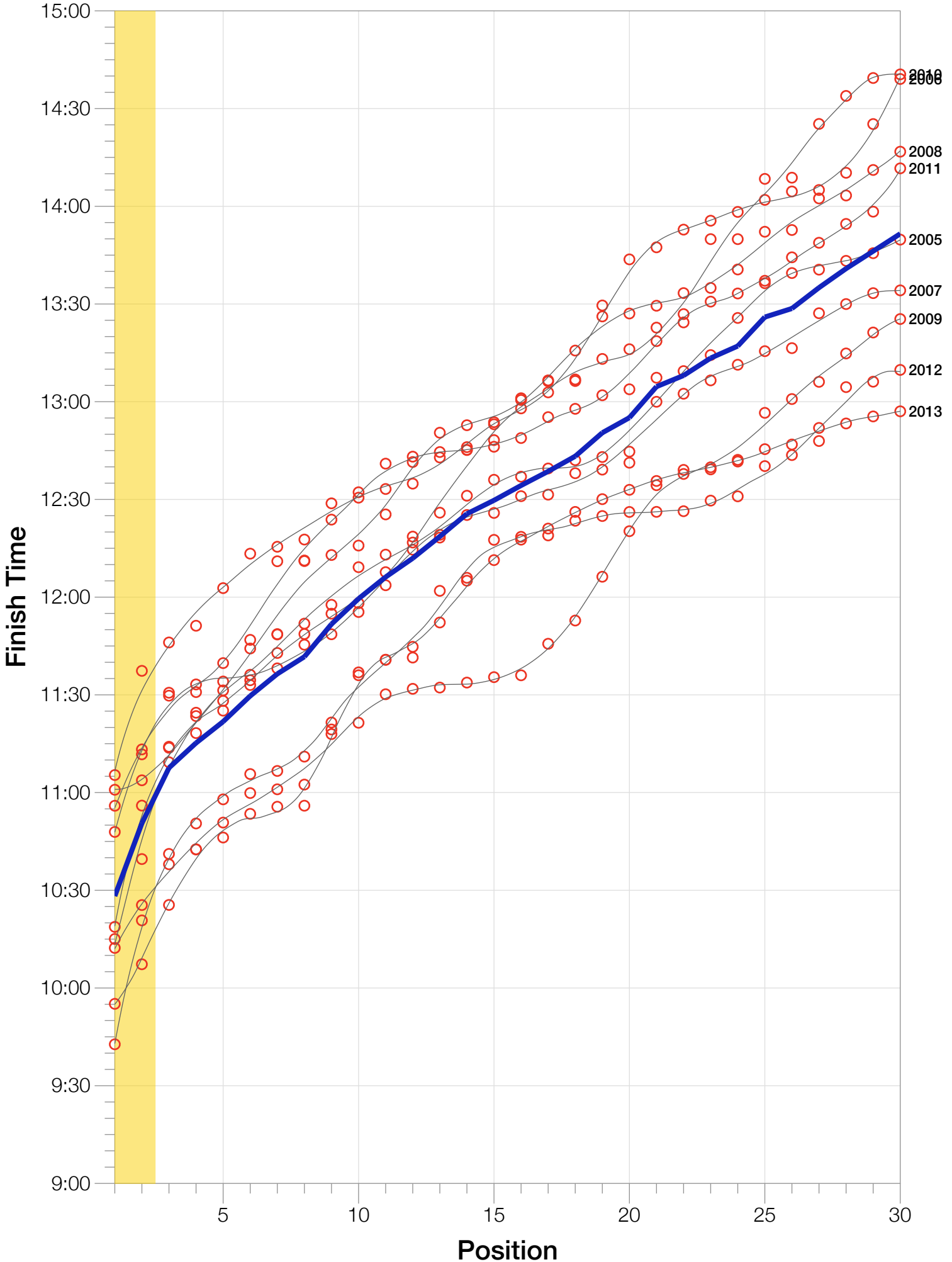
# M55-59 Slowest Splits



Split Time (hours)

# M55-59 Top 30 Finishing Splits

Estimated Kona Slot      Average Finishing Time      Finishing Time



# M55-59 Kona Times and Splits

## Summary Statistics

Position	Swim Time	Bike Time	Run Time	Overall Time
Average Male Winner	0:47:25	4:42:44	2:53:06	8:25:07
Average Female Winner	0:52:19	5:13:58	3:10:09	9:18:57
Average 1st Age Grouper	1:05:30	5:31:29	3:47:10	10:28:13
Average 2nd Age Grouper	1:05:14	5:41:14	3:59:46	10:50:34
Average 3rd Age Grouper	1:07:43	5:46:01	4:09:11	11:07:35
Average 4th Age Grouper	1:05:42	5:15:47	3:40:31	11:15:14
Average 5th Age Grouper	1:08:36	5:58:23	4:10:33	11:21:47
<b>Kona Qualifier Average</b>	<b>1:05:22</b>	<b>5:36:21</b>	<b>3:53:28</b>	<b>10:39:24</b>
Top 5 Age Grouper Average	1:06:33	5:38:35	3:57:26	11:00:41

## Australia 2005

Position	Swim Time	Bike Time	Run Time	Overall Time
Male Winner	0:46:55	4:40:17	2:58:32	8:25:44
Female Winner	0:54:36	5:12:50	3:05:54	9:13:20
1st Age Grouper	1:03:58	5:15:43	3:55:22	10:15:03
2nd Age Grouper	1:01:11	5:32:00	4:06:24	10:39:35
3rd Age Grouper	1:04:47	5:41:36	4:27:22	11:13:45
4th Age Grouper	1:06:55			11:24:31
5th Age Grouper	1:10:05	5:37:51	4:37:13	11:25:09
<b>Kona Qualifier Average</b>	<b>1:02:34</b>	<b>5:23:51</b>	<b>4:00:53</b>	<b>10:27:19</b>
Top 5 Age Grouper Average	1:05:23	4:25:26	3:25:16	10:59:36

## Australia 2006

Position	Swim Time	Bike Time	Run Time	Overall Time
Male Winner	0:46:21	4:46:51	2:47:30	8:20:42
Female Winner	0:52:30	5:26:08	3:01:06	9:19:44
1st Age Grouper	1:13:03	5:50:37	4:01:43	11:05:23
2nd Age Grouper	0:55:45	6:04:53	4:36:44	11:37:22
3rd Age Grouper	0:58:15	6:17:29	4:30:21	11:46:05
4th Age Grouper	1:20:35	6:21:48	4:08:50	11:51:13
5th Age Grouper	1:18:06	6:44:41	3:59:59	12:02:46
<b>Kona Qualifier Average</b>	<b>1:04:24</b>	<b>5:57:45</b>	<b>4:19:13</b>	<b>11:21:22</b>
Top 5 Age Grouper Average	1:09:08	6:15:53	4:15:31	11:40:33

## Australia 2007

Position	Swim Time	Bike Time	Run Time	Overall Time
Male Winner	0:46:57	4:45:13	2:49:39	8:21:49
Female Winner	0:50:26	5:18:26	3:04:07	9:12:59
1st Age Grouper	1:04:45	5:53:15	3:49:55	10:47:55
2nd Age Grouper	0:55:39	5:49:54	4:27:42	11:13:15
3rd Age Grouper	1:15:42	6:09:51	4:05:06	11:30:39
4th Age Grouper	1:02:00	6:24:19	4:06:53	11:33:12
5th Age Grouper	1:09:39	6:04:11	4:20:16	11:34:06
<b>Kona Qualifier Average</b>	<b>1:00:12</b>	<b>5:51:34</b>	<b>4:08:48</b>	<b>11:00:35</b>
Top 5 Age Grouper Average	1:05:33	6:04:18	4:09:58	11:19:49

**Australia 2008**

Position	Swim Time	Bike Time	Run Time	Overall Time
Male Winner	0:50:48	4:47:09	2:51:59	8:31:33
Female Winner	0:53:27	5:06:43	3:01:53	9:03:55
1st Age Grouper	1:12:58	5:30:17	4:13:58	11:00:52
2nd Age Grouper	1:22:38	5:57:37	3:38:53	11:03:46
3rd Age Grouper	1:16:12	5:42:41	4:06:39	11:09:19
4th Age Grouper	1:11:57	6:08:46	3:57:41	11:23:29
5th Age Grouper	0:59:06	6:01:01	4:27:23	11:31:22
<b>Kona Qualifier Average</b>	<b>1:17:48</b>	<b>5:43:57</b>	<b>3:56:25</b>	<b>11:02:19</b>
<b>Top 5 Age Grouper Average</b>	<b>1:12:34</b>	<b>5:52:04</b>	<b>4:04:54</b>	<b>11:13:45</b>

**Australia 2009**

Position	Swim Time	Bike Time	Run Time	Overall Time
Male Winner	0:50:51	4:44:40	2:45:58	8:24:53
Female Winner	0:50:48	5:03:01	2:59:15	8:57:10
1st Age Grouper	0:55:12	5:31:37	3:40:12	10:12:18
2nd Age Grouper	1:10:10	5:33:20	3:36:55	10:25:28
3rd Age Grouper	1:09:21	5:34:15	3:48:05	10:37:59
4th Age Grouper	1:00:01	5:29:58	4:04:30	10:42:31
5th Age Grouper	1:16:13	5:54:43	3:33:10	10:50:47
<b>Kona Qualifier Average</b>	<b>1:02:41</b>	<b>5:32:28</b>	<b>3:38:33</b>	<b>10:18:53</b>
<b>Top 5 Age Grouper Average</b>	<b>1:06:11</b>	<b>5:36:46</b>	<b>3:44:34</b>	<b>10:33:48</b>

**Australia 2010**

Position	Swim Time	Bike Time	Run Time	Overall Time
Male Winner	0:44:49	4:41:59	2:54:04	8:23:54
Female Winner	0:49:43	5:00:57	3:29:36	9:23:46
1st Age Grouper	1:00:13	5:17:24	3:53:02	10:18:46
2nd Age Grouper	1:12:35	5:48:47	3:48:27	10:56:00
3rd Age Grouper	1:04:16	5:45:42	4:17:33	11:14:04
4th Age Grouper	0:58:11	5:46:19	4:28:14	11:18:16
5th Age Grouper	1:04:56	5:42:33	4:32:40	11:28:09
<b>Kona Qualifier Average</b>	<b>1:06:24</b>	<b>5:33:05</b>	<b>3:50:44</b>	<b>10:37:23</b>
<b>Top 5 Age Grouper Average</b>	<b>1:04:02</b>	<b>5:40:09</b>	<b>4:11:59</b>	<b>11:03:03</b>

**Australia 2011**

Position	Swim Time	Bike Time	Run Time	Overall Time
Male Winner	0:46:29	4:41:04	2:59:14	8:29:28
Female Winner	0:50:35	5:12:39	3:22:10	9:29:54
1st Age Grouper	1:13:44	5:52:00	3:43:23	10:55:57
2nd Age Grouper	1:01:57	5:55:03	4:07:42	11:11:44
3rd Age Grouper	1:14:33	5:46:28	4:15:27	11:29:45
4th Age Grouper	1:01:39	5:45:07	4:37:03	11:30:51
5th Age Grouper	1:14:21	5:58:26	4:19:33	11:39:45
<b>Kona Qualifier Average</b>	<b>1:07:50</b>	<b>5:53:31</b>	<b>3:55:32</b>	<b>11:03:50</b>
<b>Top 5 Age Grouper Average</b>	<b>1:09:14</b>	<b>5:51:24</b>	<b>4:12:37</b>	<b>11:21:36</b>



### Australia 2012

Position	Swim Time	Bike Time	Run Time	Overall Time
Male Winner	0:46:18	4:31:25	2:57:12	8:17:38
Female Winner	0:51:48	5:29:57	3:08:38	9:34:57
1st Age Grouper	1:02:56	5:15:32	3:17:24	9:42:43
2nd Age Grouper	1:05:58	5:11:21	3:56:52	10:20:45
3rd Age Grouper	1:03:05	5:33:16	3:59:37	10:41:10
4th Age Grouper	1:07:53	5:47:10	3:47:37	10:50:31
5th Age Grouper	1:07:58	5:50:53	3:51:48	10:57:55
Kona Qualifier Average	1:04:27	5:13:26	3:37:08	10:01:44
Top 5 Age Grouper Average	1:05:34	5:31:38	3:46:39	10:30:36

### Australia 2013

Position	Swim Time	Bike Time	Run Time	Overall Time
Male Winner	0:47:25	4:46:02	2:53:48	8:30:23
Female Winner	0:57:05	5:15:01	3:18:46	9:34:55
1st Age Grouper	1:02:42	5:17:02	3:29:36	9:55:08
2nd Age Grouper	1:01:15	5:18:11	3:38:22	10:07:17
3rd Age Grouper	1:03:24	5:22:56	3:52:34	10:25:30
4th Age Grouper	1:02:09	5:38:36	3:53:59	10:42:36
5th Age Grouper	0:57:01	5:51:08	3:52:57	10:46:12
Kona Qualifier Average	1:01:58	5:17:36	3:33:59	10:01:12
Top 5 Age Grouper Average	1:01:18	5:29:34	3:45:29	10:23:20