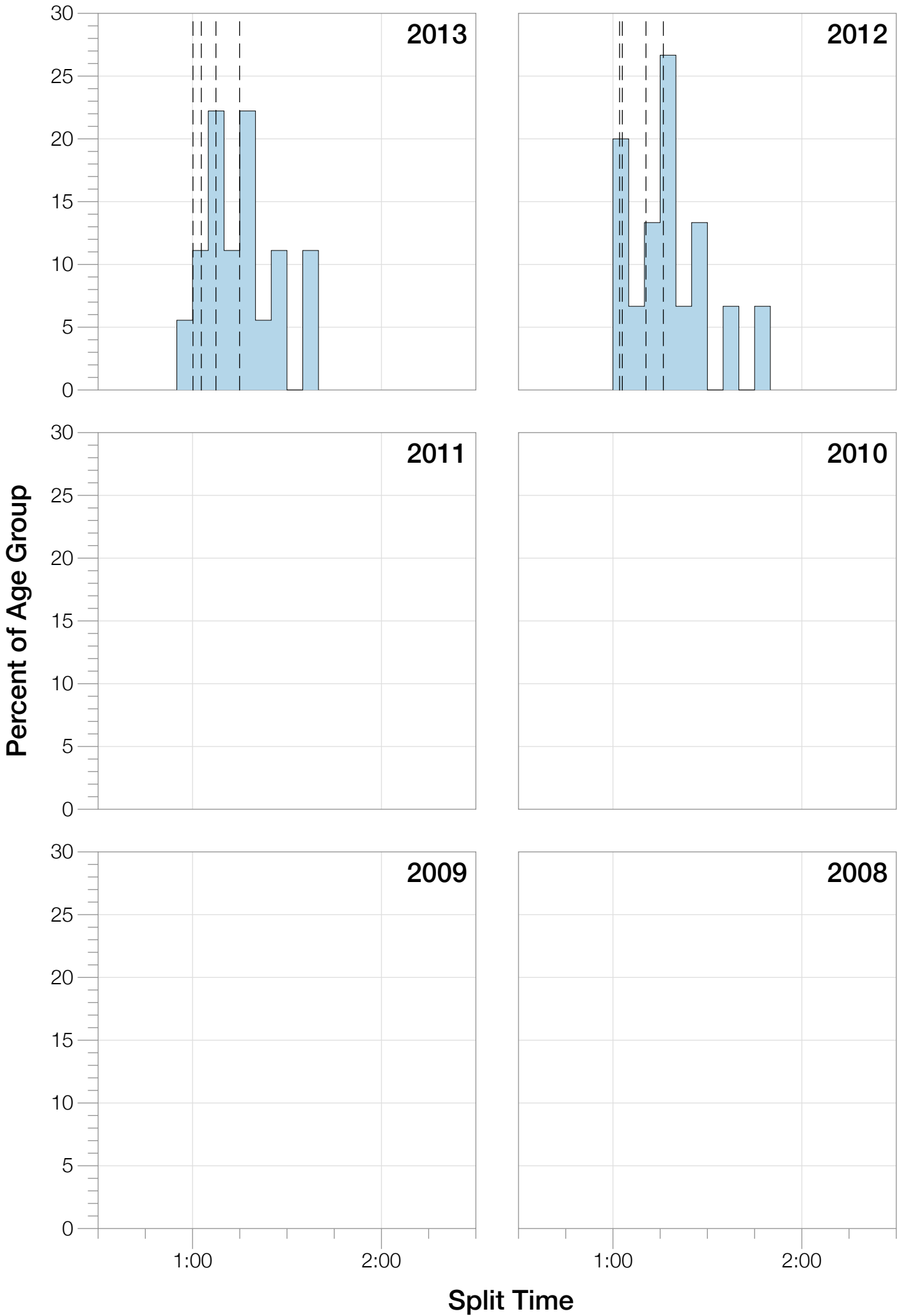


Ironman Cairns F25-29 Stats

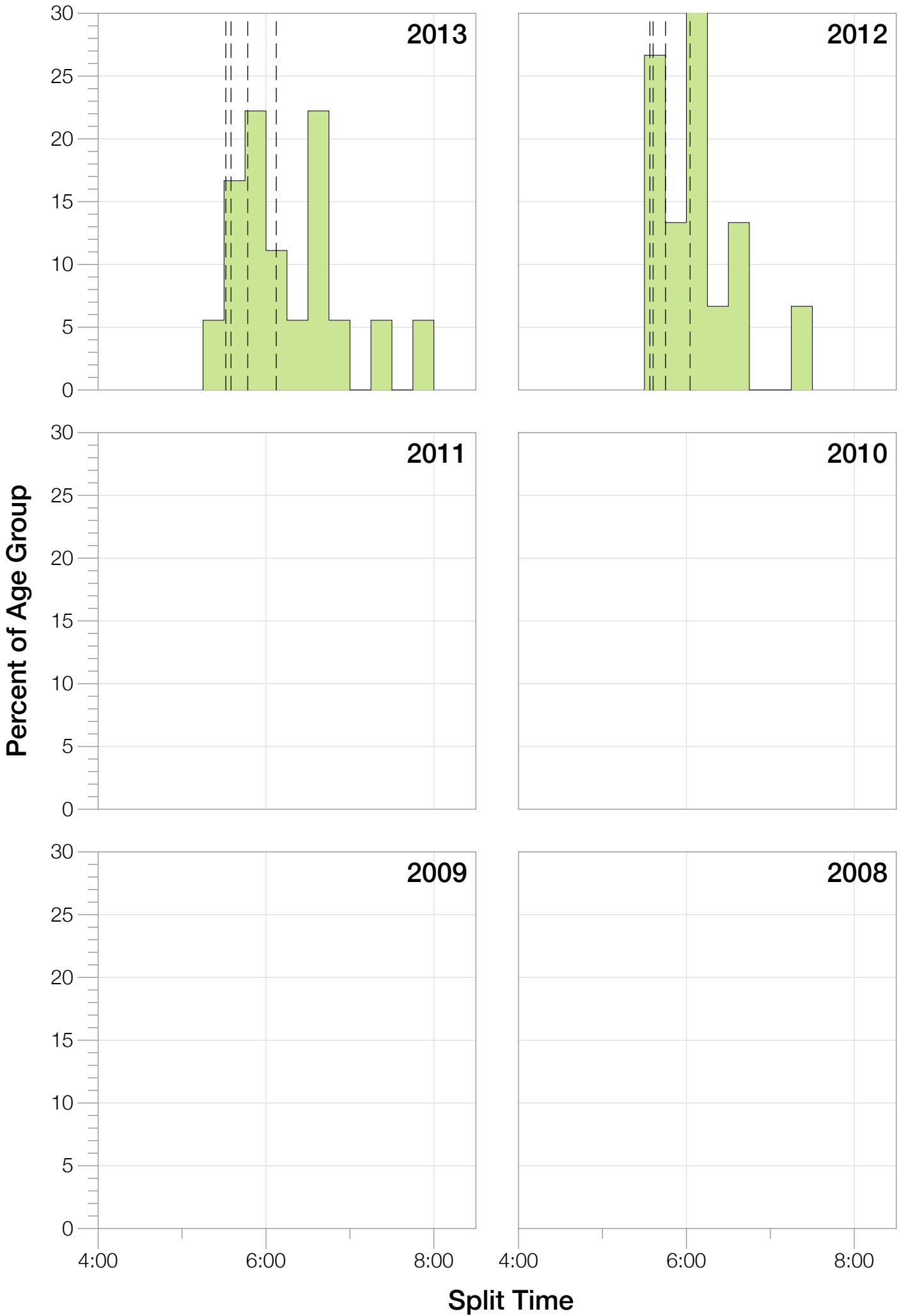
F25-29 Summary Statistics

Year	Finishers	F25-29 Finishers	Male Winner's Time	Female Winner's Time	F25-29 Winner's Time
2012	753	15	8:15:04	9:21:00	10:21:52
2013	1141	18	8:17:43	9:19:51	10:21:29
Average	947	17	8:16:23	9:20:25	10:21:40

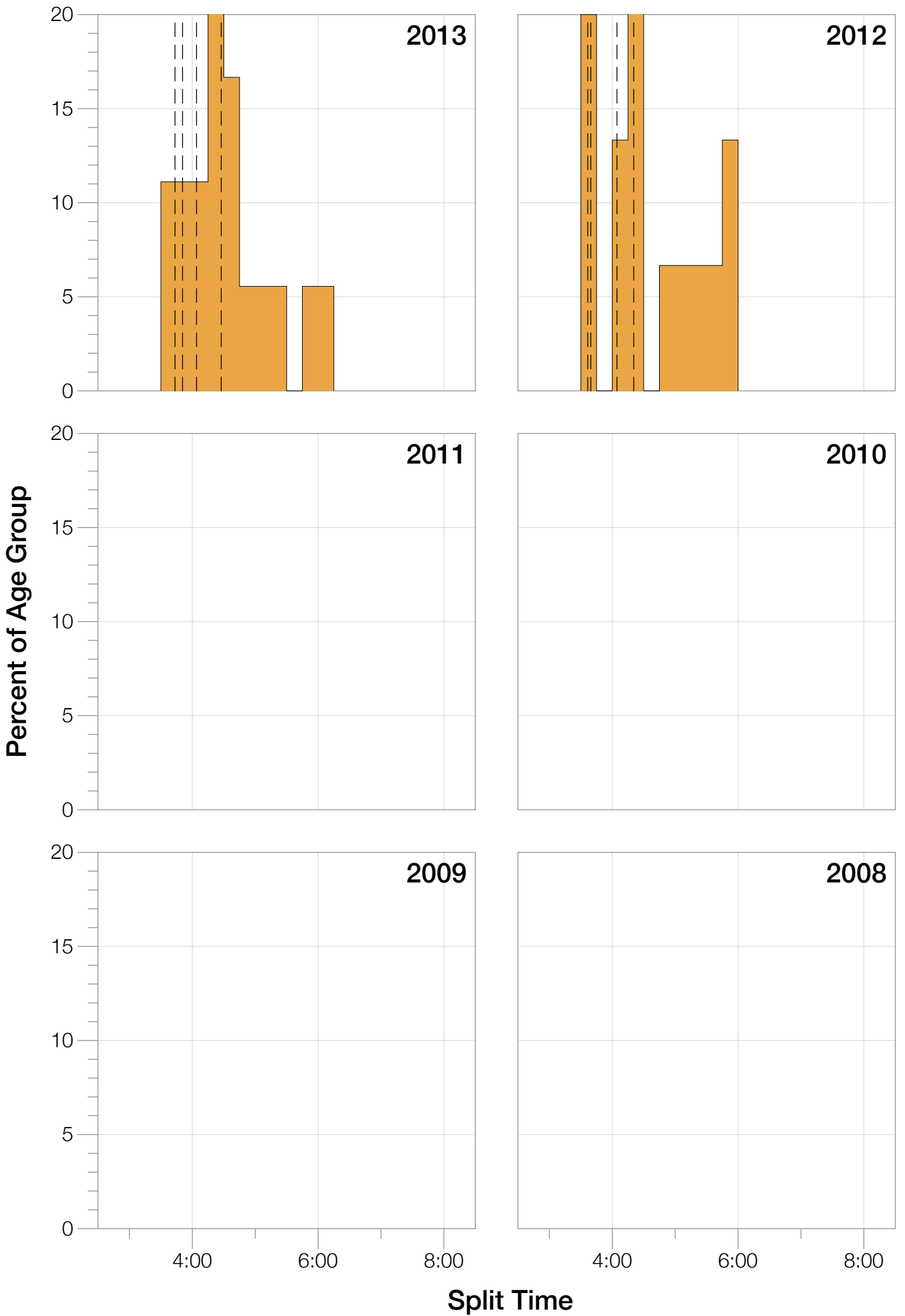
F25-29 Swim



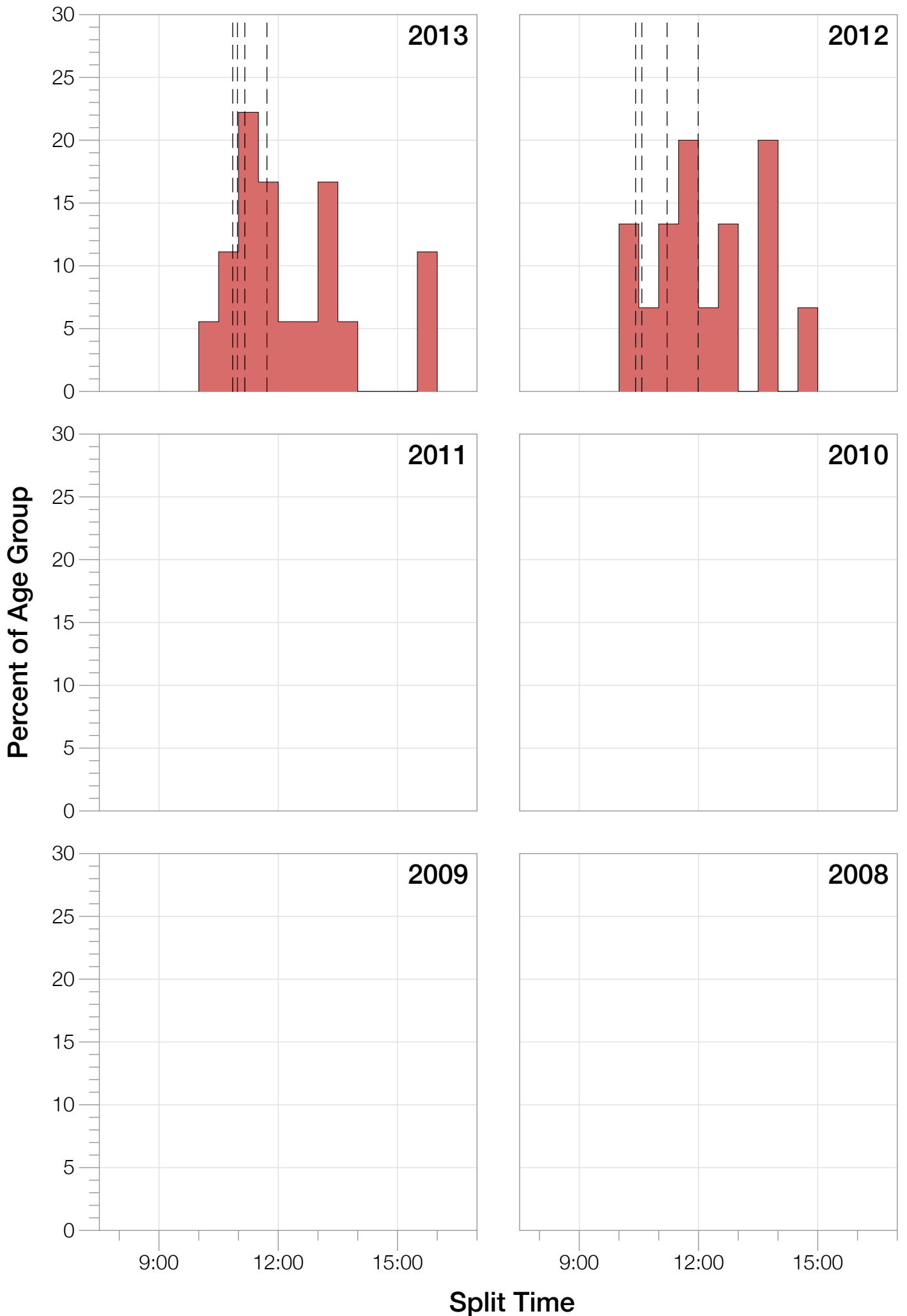
F25-29 Bike



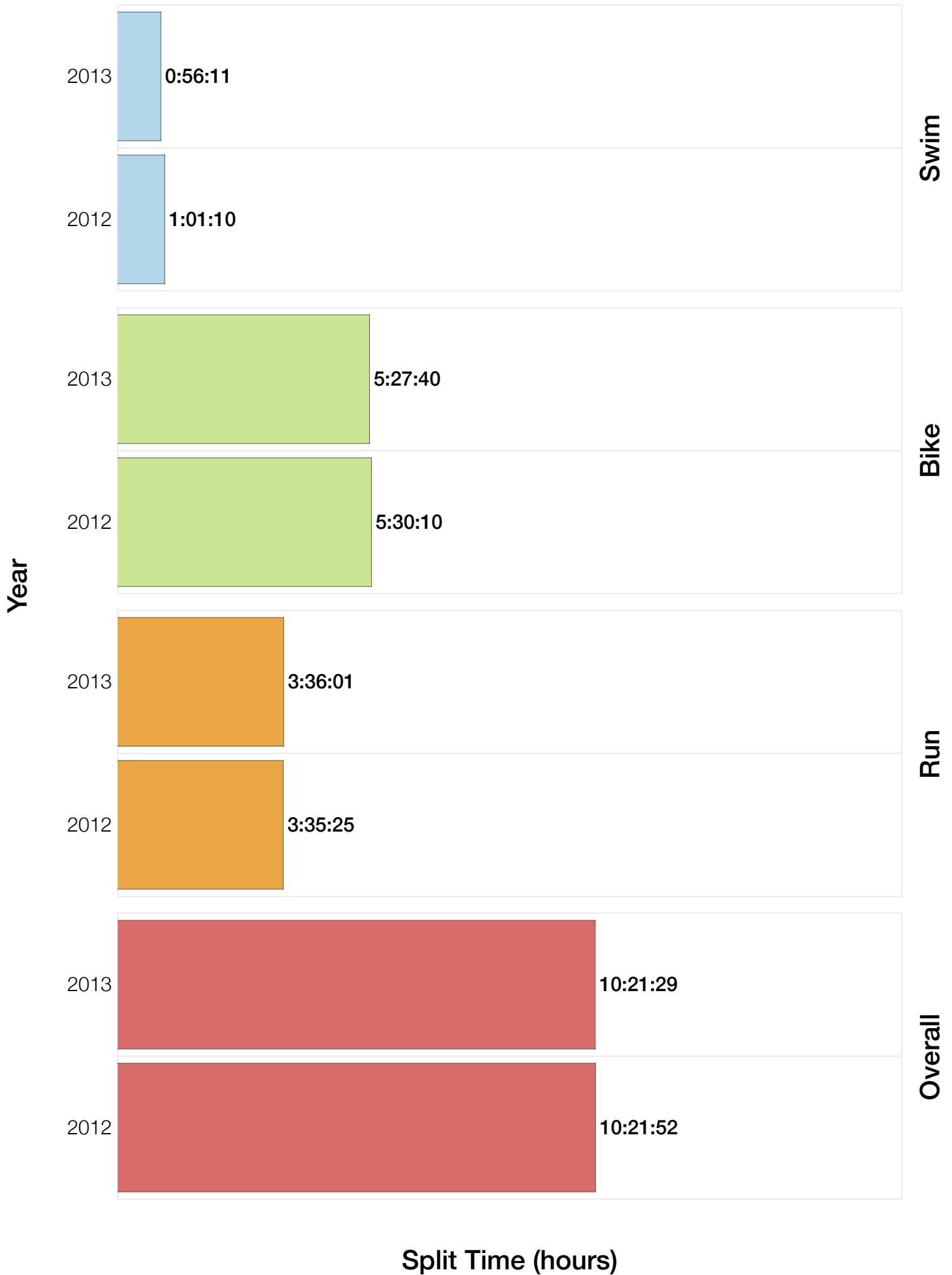
F25-29 Run



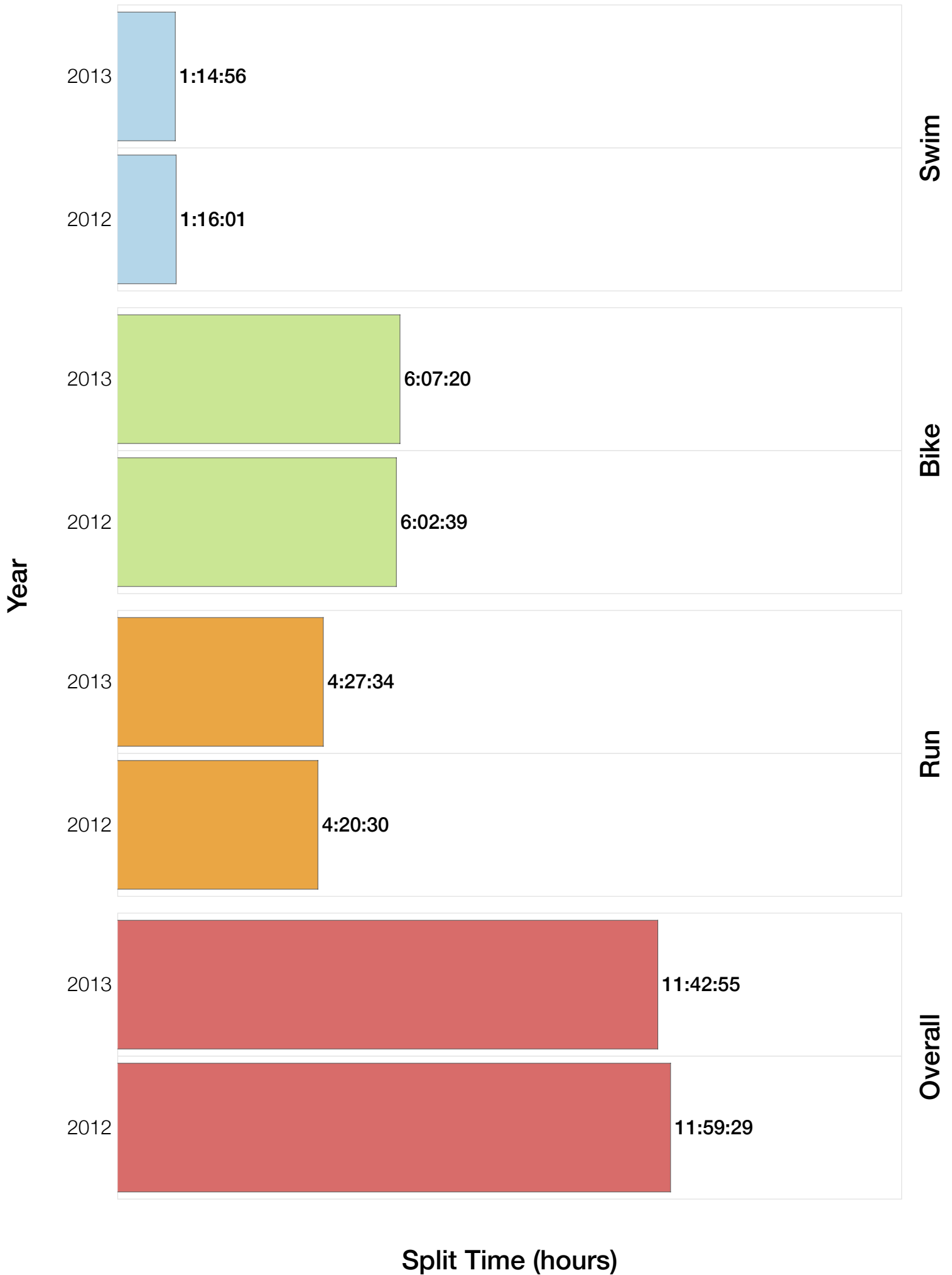
F25-29 Overall



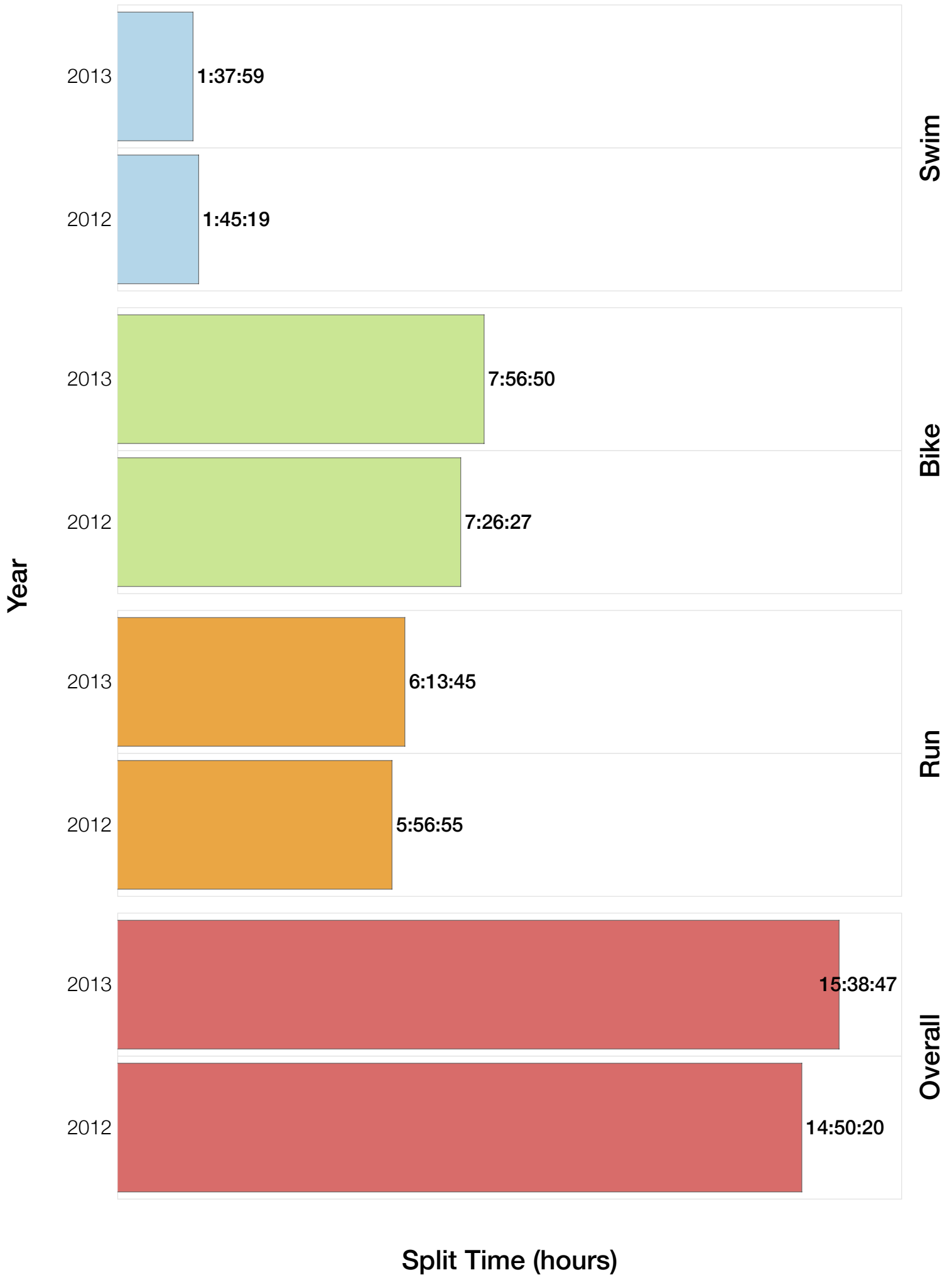
F25-29 Fastest Splits



F25-29 Median Splits

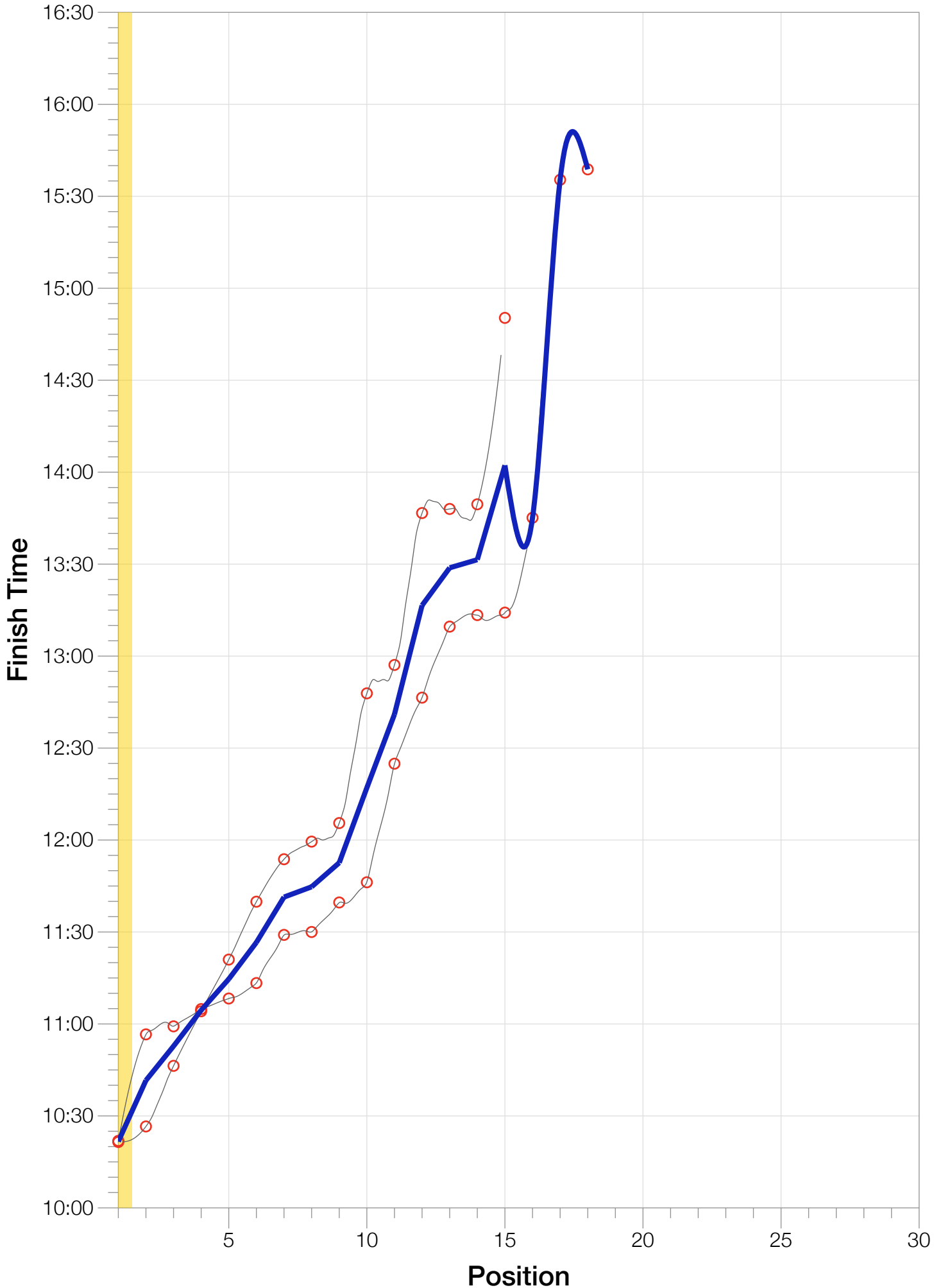


F25-29 Slowest Splits



F25-29 Top 30 Finishing Splits

Estimated Kona Slot Average Finishing Time Finishing Time



F25-29 Top 10 and Kona Times and Splits

Summary Statistics

Position	Swim Time	Bike Time	Run Time	Overall Time
Average Male Winner	0:48:51	4:27:48	2:54:59	8:16:23
Average Female Winner	0:55:22	5:07:51	3:11:45	9:20:25
Average 1st Age Grouper	1:04:17	5:34:35	3:35:43	10:21:40
Average 2nd Age Grouper	0:59:55	5:33:14	3:59:23	10:41:35
Average 3rd Age Grouper	1:04:31	5:41:18	4:01:12	10:52:46
Average 4th Age Grouper	1:07:31	5:43:16	4:05:59	11:04:29
Average 5th Age Grouper	1:10:47	5:41:26	4:14:11	11:14:39
Average 6th Age Grouper	1:16:00	5:53:20	4:07:28	11:26:36
Average 7th Age Grouper	1:16:16	5:58:41	4:16:23	11:41:23
Average 8th Age Grouper	1:19:25	6:11:53	4:02:38	11:44:44
Average 9th Age Grouper	1:27:17	6:00:46	4:14:46	11:52:35
Average 10th Age Grouper	1:16:38	6:21:18	4:30:45	12:17:02
Kona Qualifier Average	1:04:17	5:34:35	3:35:43	10:21:40
Top 10 Age Grouper Average	1:12:16	5:51:59	4:06:50	11:19:45

Cairns 2013

Position	Swim Time	Bike Time	Run Time	Overall Time
Male Winner	0:49:47	4:21:52	3:01:32	8:17:43
Female Winner	0:54:13	5:10:23	3:09:38	9:19:51
1st Age Grouper	1:06:04	5:31:55	3:36:01	10:21:29
2nd Age Grouper	0:56:11	5:36:19	4:15:48	10:56:36
3rd Age Grouper	1:00:50	5:27:40	4:25:14	10:59:13
4th Age Grouper	1:13:52	5:46:49	3:56:57	11:04:51
5th Age Grouper	1:03:37	5:47:22	4:10:37	11:08:18
6th Age Grouper	1:16:00	5:56:14	3:53:08	11:13:20
7th Age Grouper	1:07:23	5:42:05	4:29:55	11:29:03
8th Age Grouper	1:19:46	6:14:38	3:44:46	11:30:00
9th Age Grouper	1:09:16	6:00:02	4:23:28	11:39:38
10th Age Grouper	1:07:34	6:29:35	4:01:44	11:46:13
Kona Qualifier Average	1:06:04	5:31:55	3:36:01	10:21:29
Top 10 Age Grouper Average	1:08:03	5:51:15	4:05:45	11:12:52

Cairns 2012

Position	Swim Time	Bike Time	Run Time	Overall Time
Male Winner	0:47:56	4:33:45	2:48:26	8:15:04
Female Winner	0:56:31	5:05:20	3:13:52	9:21:00
1st Age Grouper	1:02:31	5:37:15	3:35:25	10:21:52
2nd Age Grouper	1:03:40	5:30:10	3:42:58	10:26:34
3rd Age Grouper	1:08:12	5:54:57	3:37:11	10:46:20
4th Age Grouper	1:01:10	5:39:44	4:15:02	11:04:08
5th Age Grouper	1:17:57	5:35:31	4:17:45	11:21:00
6th Age Grouper	1:16:01	5:50:27	4:21:48	11:39:53
7th Age Grouper	1:25:09	6:15:17	4:02:51	11:53:44
8th Age Grouper	1:19:05	6:09:08	4:20:30	11:59:29
9th Age Grouper	1:45:19	6:01:31	4:06:05	12:05:32
10th Age Grouper	1:25:43	6:13:02	4:59:46	12:47:51
Kona Qualifier Average	1:02:31	5:37:15	3:35:25	10:21:52
Top 10 Age Grouper Average	1:16:28	5:52:42	4:07:56	11:26:38