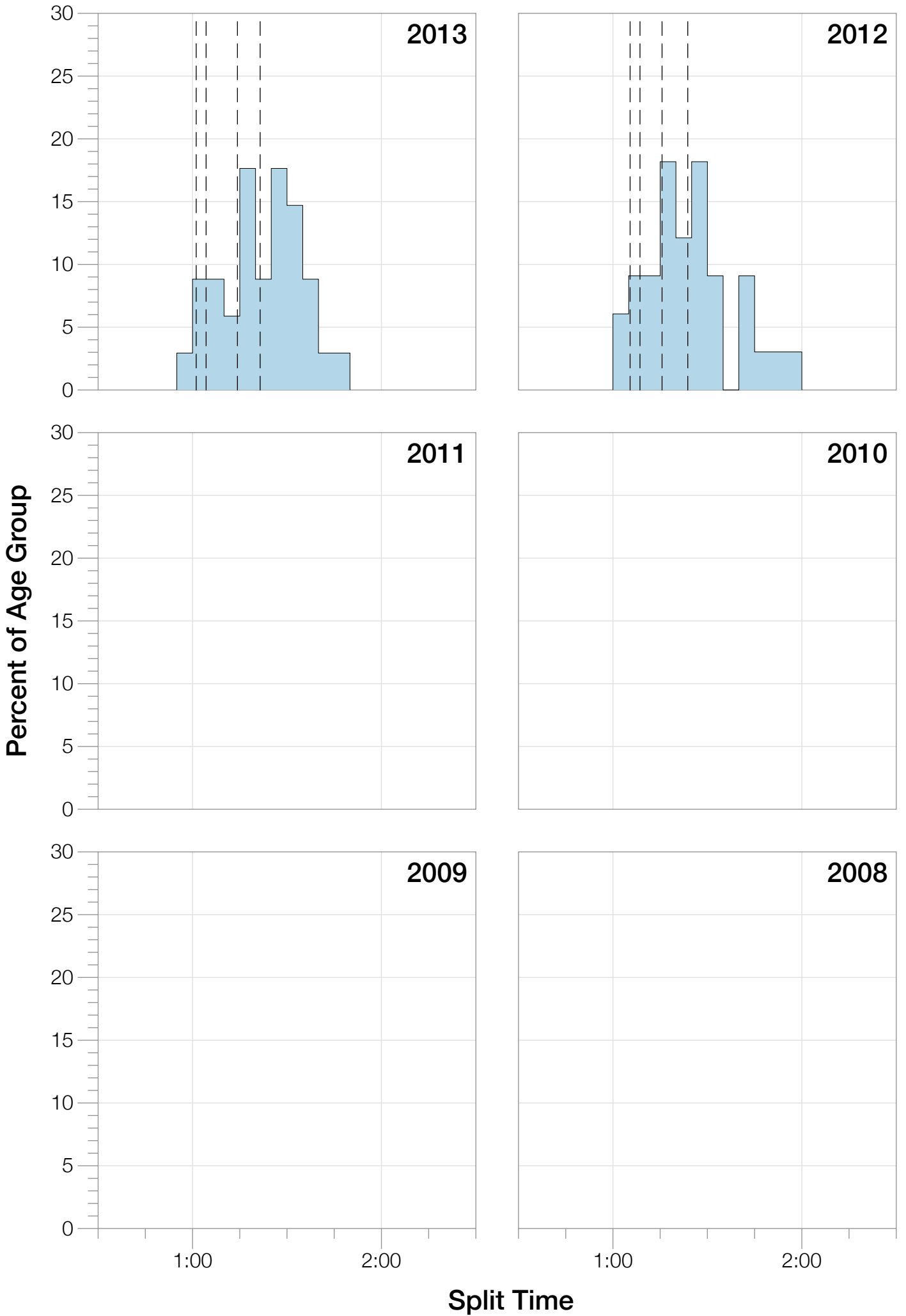


# Ironman Cairns F35-39 Stats

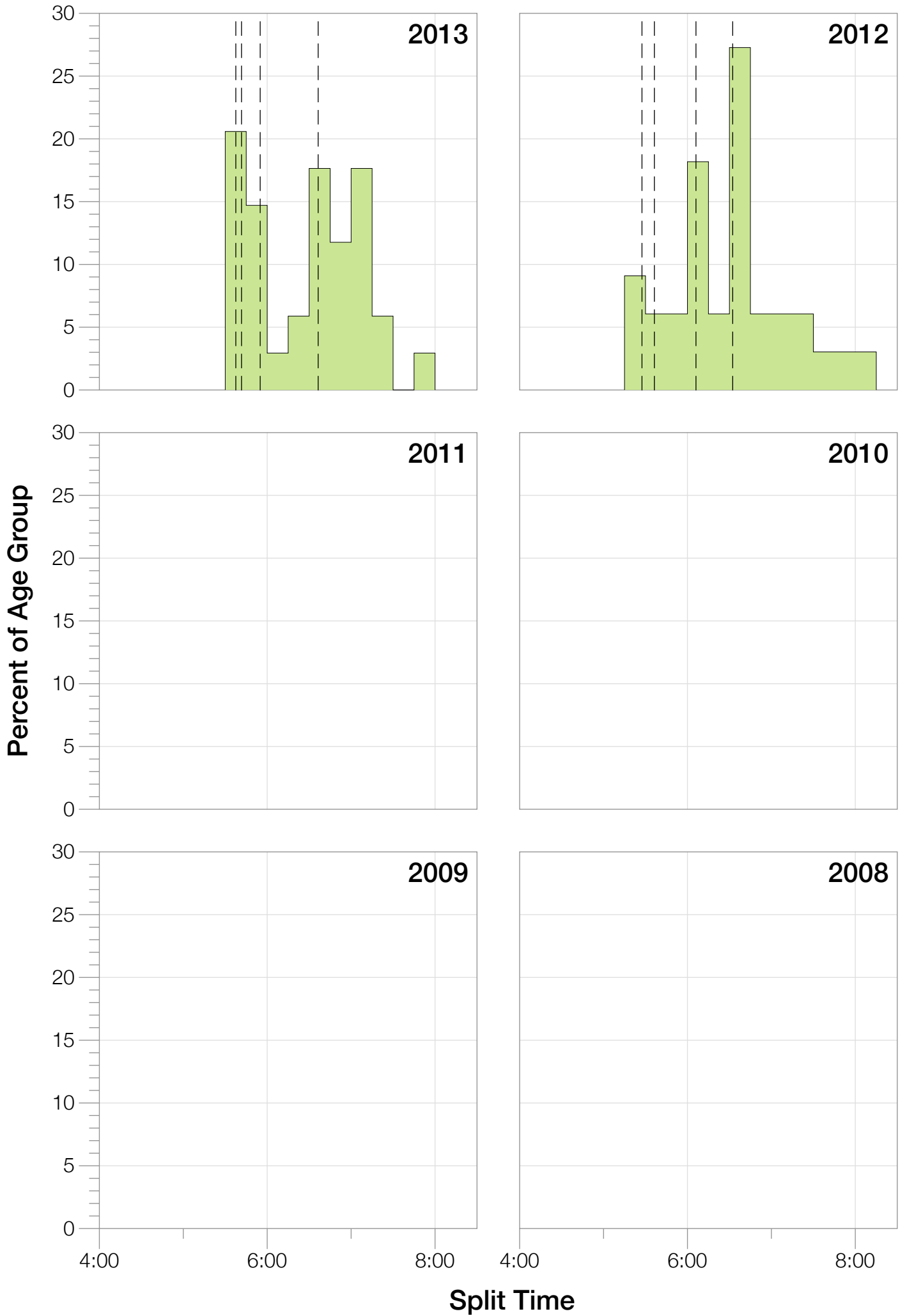
## F35-39 Summary Statistics

<b>Year</b>	<b>Finishers</b>	<b>F35-39 Finishers</b>	<b>Male Winner's Time</b>	<b>Female Winner's Time</b>	<b>F35-39 Winner's Time</b>
2012	753	33	8:15:04	9:21:00	10:04:41
2013	1141	34	8:17:43	9:19:51	10:48:33
<b>Average</b>	<b>947</b>	<b>34</b>	<b>8:16:23</b>	<b>9:20:25</b>	<b>10:26:37</b>

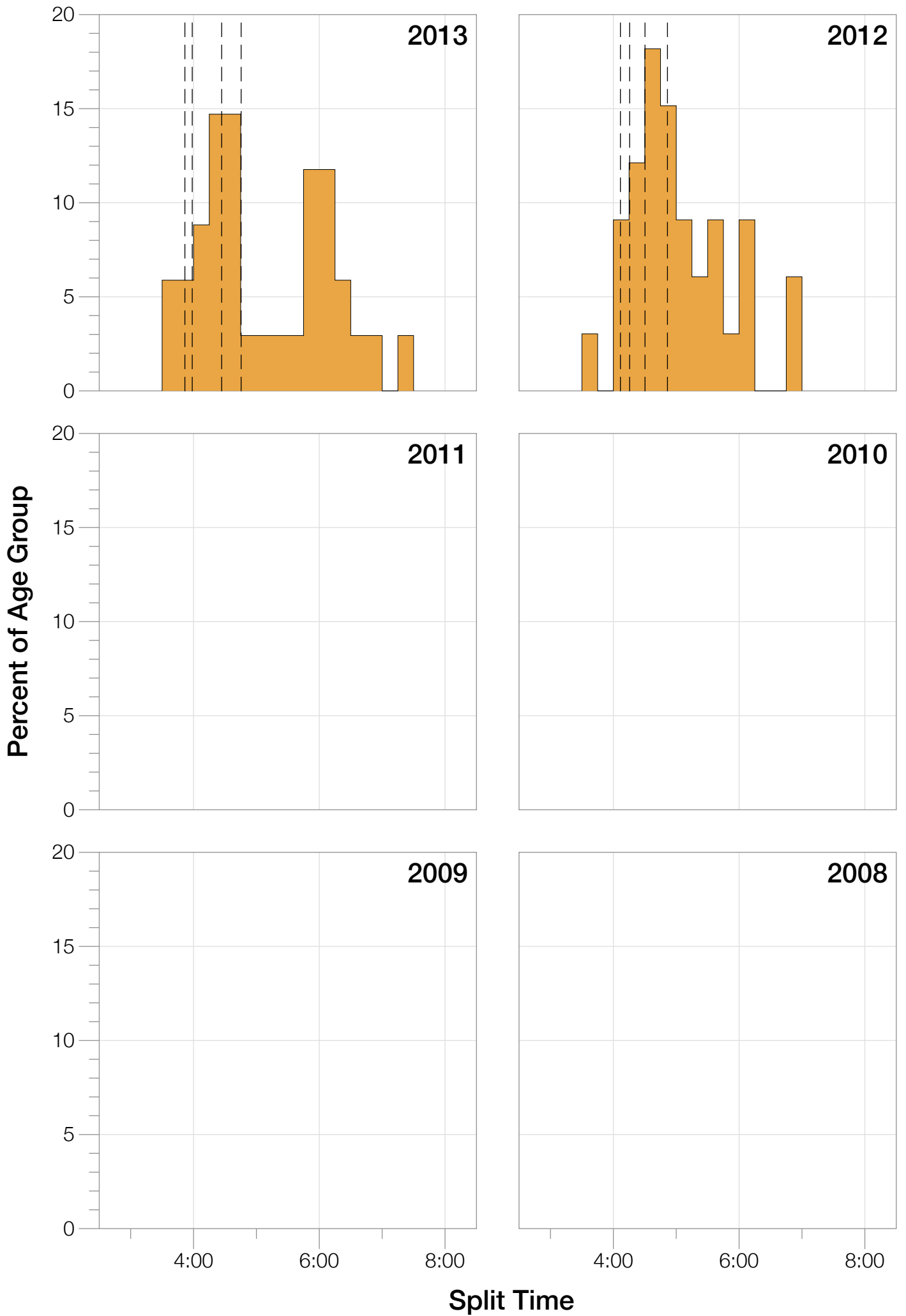
# F35-39 Swim



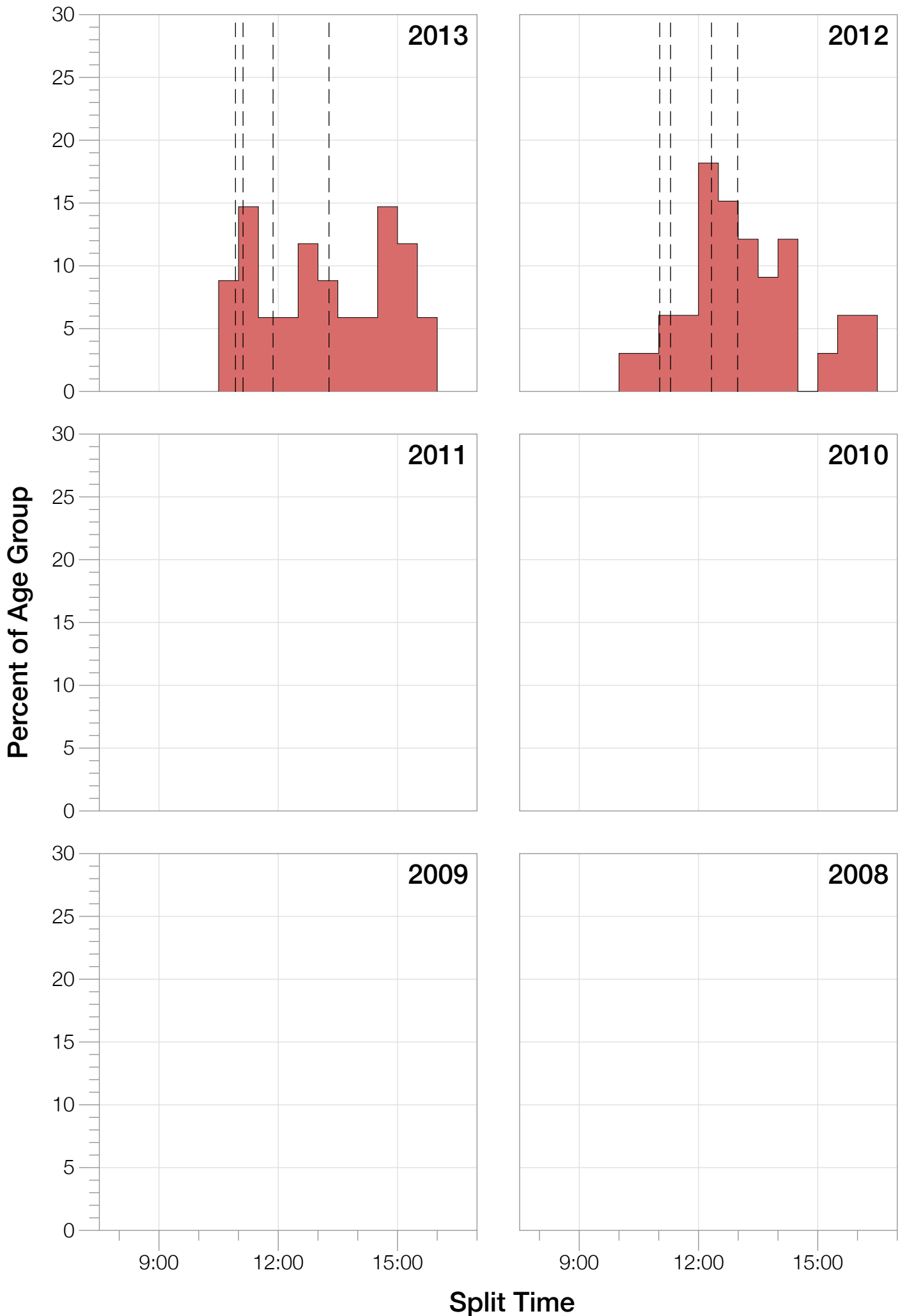
# F35-39 Bike



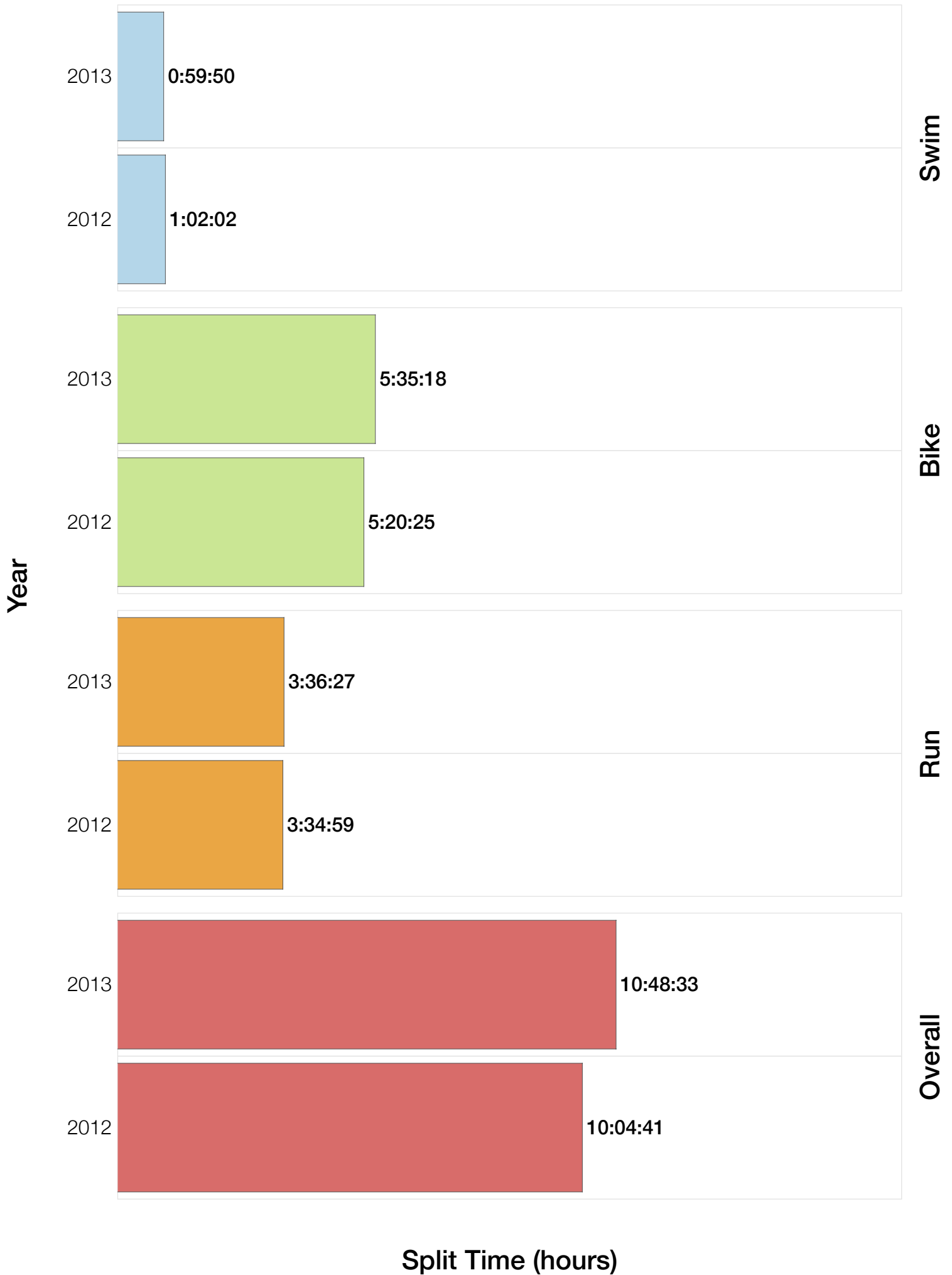
# F35-39 Run



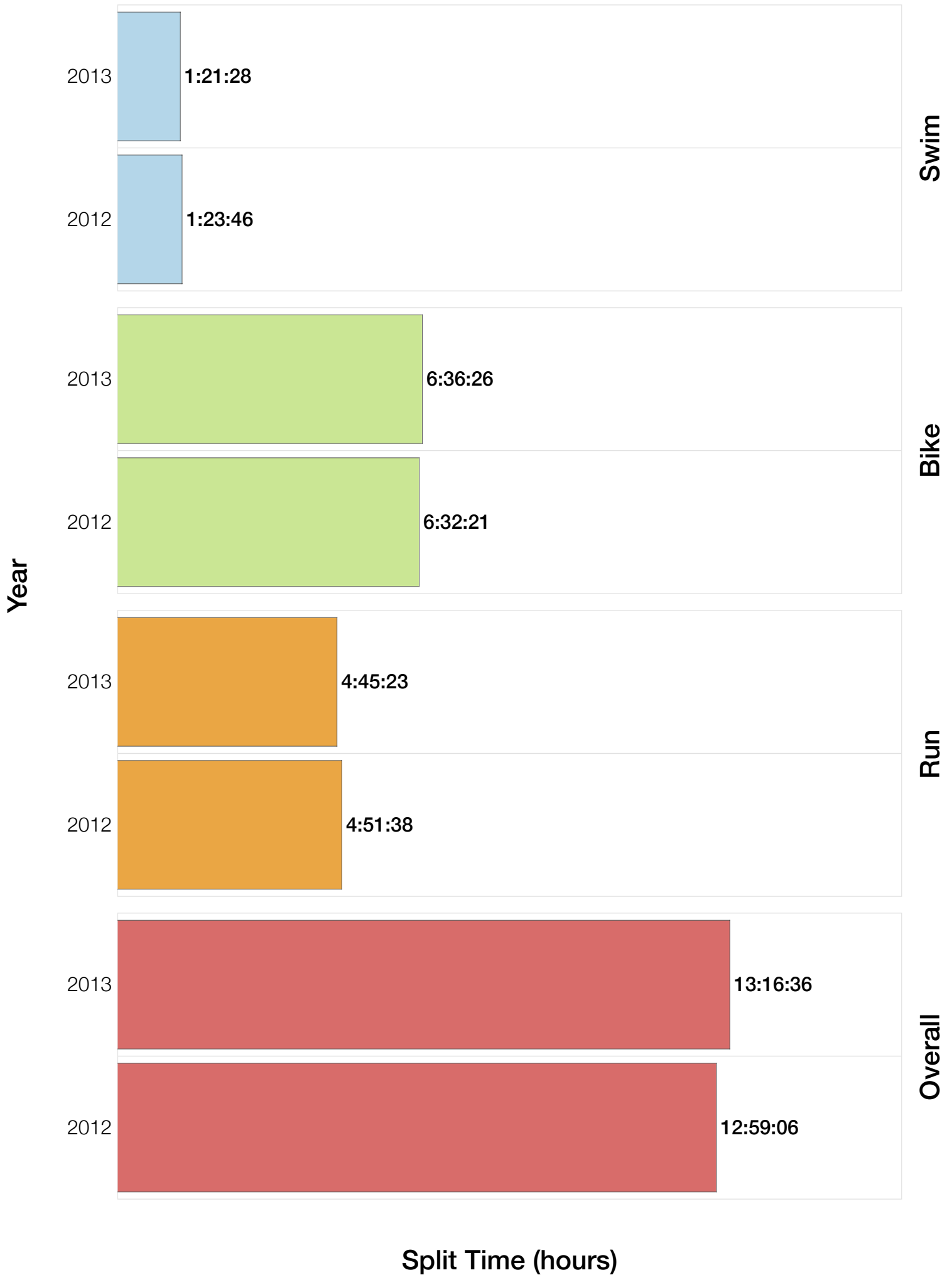
# F35-39 Overall



# F35-39 Fastest Splits

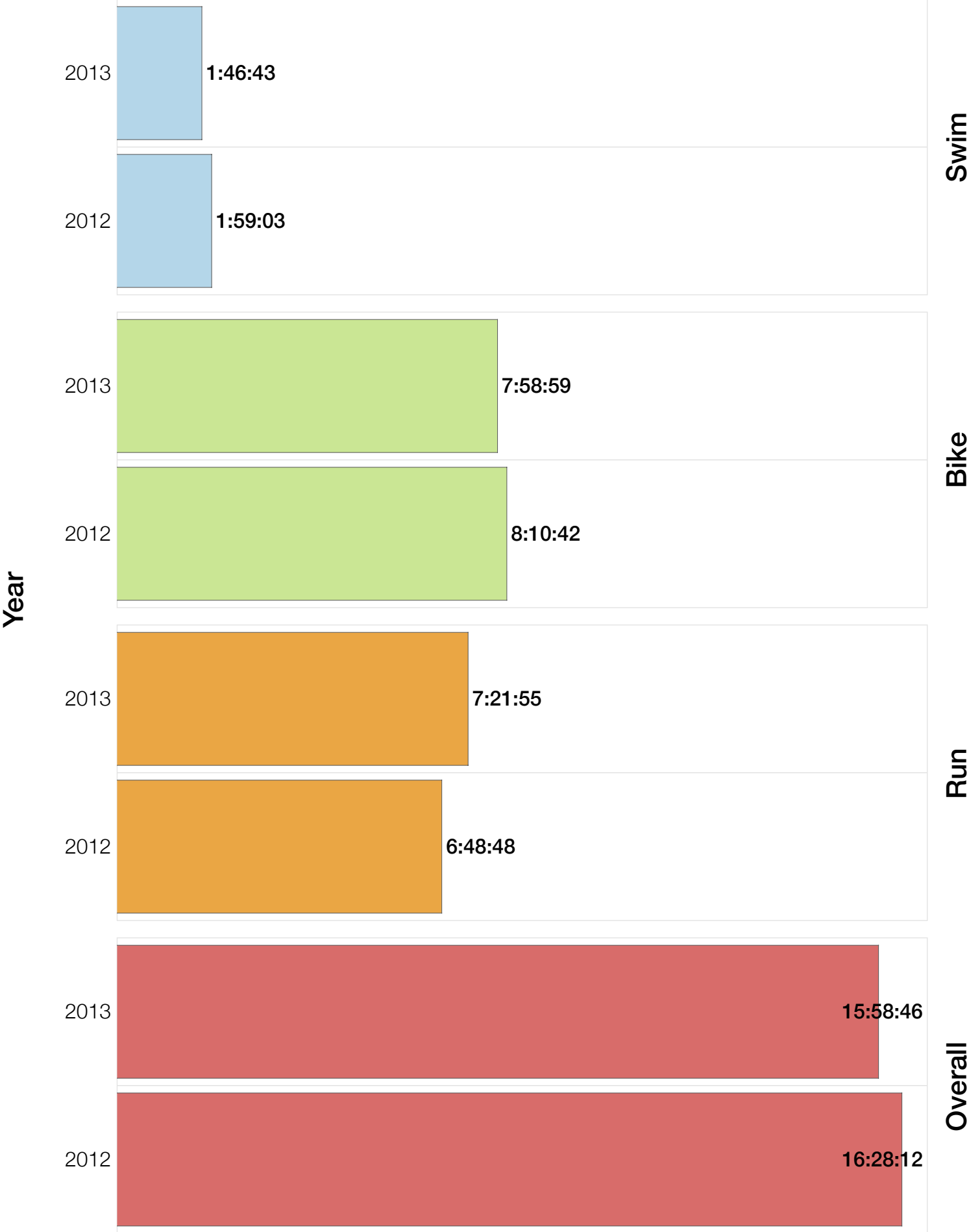


# F35-39 Median Splits





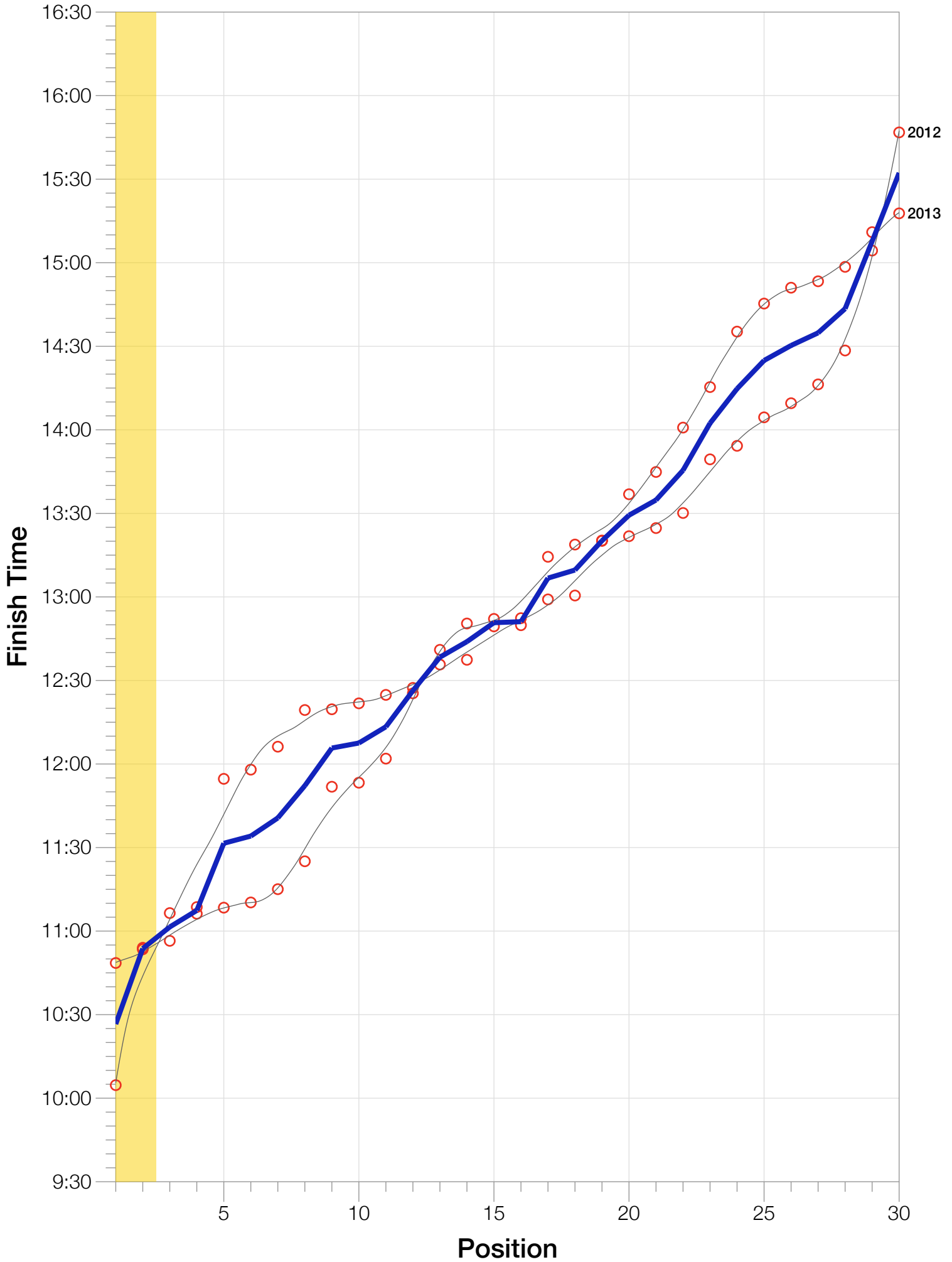
# F35-39 Slowest Splits



Split Time (hours)

# F35-39 Top 30 Finishing Splits

Estimated Kona Slot      Average Finishing Time      Finishing Time



# F35-39 Top 10 and Kona Times and Splits

## Summary Statistics

Position	Swim Time	Bike Time	Run Time	Overall Time
<b>Average Male Winner</b>	<b>0:48:51</b>	<b>4:27:48</b>	<b>2:54:59</b>	<b>8:16:23</b>
<b>Average Female Winner</b>	<b>0:55:22</b>	<b>5:07:51</b>	<b>3:11:45</b>	<b>9:20:25</b>
<b>Average 1st Age Grouper</b>	<b>1:02:00</b>	<b>5:31:06</b>	<b>3:46:23</b>	<b>10:26:37</b>
<b>Average 2nd Age Grouper</b>	<b>1:05:54</b>	<b>5:32:05</b>	<b>4:05:03</b>	<b>10:53:44</b>
Average 3rd Age Grouper	1:04:43	5:38:55	4:05:44	11:01:29
Average 4th Age Grouper	1:18:56	5:31:36	4:01:06	11:07:25
Average 5th Age Grouper	1:10:26	5:44:05	4:26:21	11:31:32
Average 6th Age Grouper	1:23:59	6:00:47	3:59:44	11:34:07
Average 7th Age Grouper	1:17:21	5:45:47	4:26:53	11:40:38
Average 8th Age Grouper	1:08:18	6:15:13	4:18:08	11:52:13
Average 9th Age Grouper	1:18:26	6:01:41	4:33:57	12:05:44
Average 10th Age Grouper	1:07:49	6:15:41	4:31:29	12:07:32
<b>Kona Qualifier Average</b>	<b>1:03:57</b>	<b>5:31:35</b>	<b>3:55:43</b>	<b>10:40:10</b>
<b>Top 10 Age Grouper Average</b>	<b>1:11:47</b>	<b>5:49:41</b>	<b>4:13:29</b>	<b>11:26:06</b>

## Cairns 2013

Position	Swim Time	Bike Time	Run Time	Overall Time
<b>Male Winner</b>	<b>0:49:47</b>	<b>4:21:52</b>	<b>3:01:32</b>	<b>8:17:43</b>
<b>Female Winner</b>	<b>0:54:13</b>	<b>5:10:23</b>	<b>3:09:38</b>	<b>9:19:51</b>
<b>1st Age Grouper</b>	<b>1:01:30</b>	<b>5:41:47</b>	<b>3:57:48</b>	<b>10:48:33</b>
<b>2nd Age Grouper</b>	<b>1:00:32</b>	<b>5:37:21</b>	<b>4:04:05</b>	<b>10:53:27</b>
3rd Age Grouper	0:59:50	5:43:39	3:57:08	10:56:30
4th Age Grouper	1:25:26	5:35:18	3:41:42	11:06:14
5th Age Grouper	1:02:13	5:41:34	4:15:52	11:08:25
6th Age Grouper	1:25:50	5:59:25	3:36:27	11:10:17
7th Age Grouper	1:19:06	5:42:16	4:02:08	11:15:03
8th Age Grouper	1:09:11	5:37:40	4:29:04	11:25:04
9th Age Grouper	1:09:58	5:54:11	4:35:43	11:51:50
10th Age Grouper	1:13:37	5:54:25	4:32:46	11:53:17
<b>Kona Qualifier Average</b>	<b>1:01:01</b>	<b>5:39:34</b>	<b>4:00:56</b>	<b>10:51:00</b>
<b>Top 10 Age Grouper Average</b>	<b>1:10:43</b>	<b>5:44:45</b>	<b>4:07:16</b>	<b>11:14:52</b>

## Cairns 2012

Position	Swim Time	Bike Time	Run Time	Overall Time
<b>Male Winner</b>	<b>0:47:56</b>	<b>4:33:45</b>	<b>2:48:26</b>	<b>8:15:04</b>
<b>Female Winner</b>	<b>0:56:31</b>	<b>5:05:20</b>	<b>3:13:52</b>	<b>9:21:00</b>
<b>1st Age Grouper</b>	<b>1:02:30</b>	<b>5:20:25</b>	<b>3:34:59</b>	<b>10:04:41</b>
<b>2nd Age Grouper</b>	<b>1:11:17</b>	<b>5:26:49</b>	<b>4:06:02</b>	<b>10:54:01</b>
3rd Age Grouper	1:09:37	5:34:11	4:14:20	11:06:28
4th Age Grouper	1:12:26	5:27:55	4:20:30	11:08:37
5th Age Grouper	1:18:40	5:46:36	4:36:51	11:54:40
6th Age Grouper	1:22:08	6:02:10	4:23:01	11:57:58
7th Age Grouper	1:15:36	5:49:19	4:51:38	12:06:13
8th Age Grouper	1:07:25	6:52:46	4:07:13	12:19:23
9th Age Grouper	1:26:54	6:09:12	4:32:12	12:19:39
10th Age Grouper	1:02:02	6:36:58	4:30:12	12:21:47
<b>Kona Qualifier Average</b>	<b>1:06:53</b>	<b>5:23:37</b>	<b>3:50:30</b>	<b>10:29:21</b>
<b>Top 10 Age Grouper Average</b>	<b>1:12:51</b>	<b>5:54:38</b>	<b>4:19:41</b>	<b>11:37:20</b>