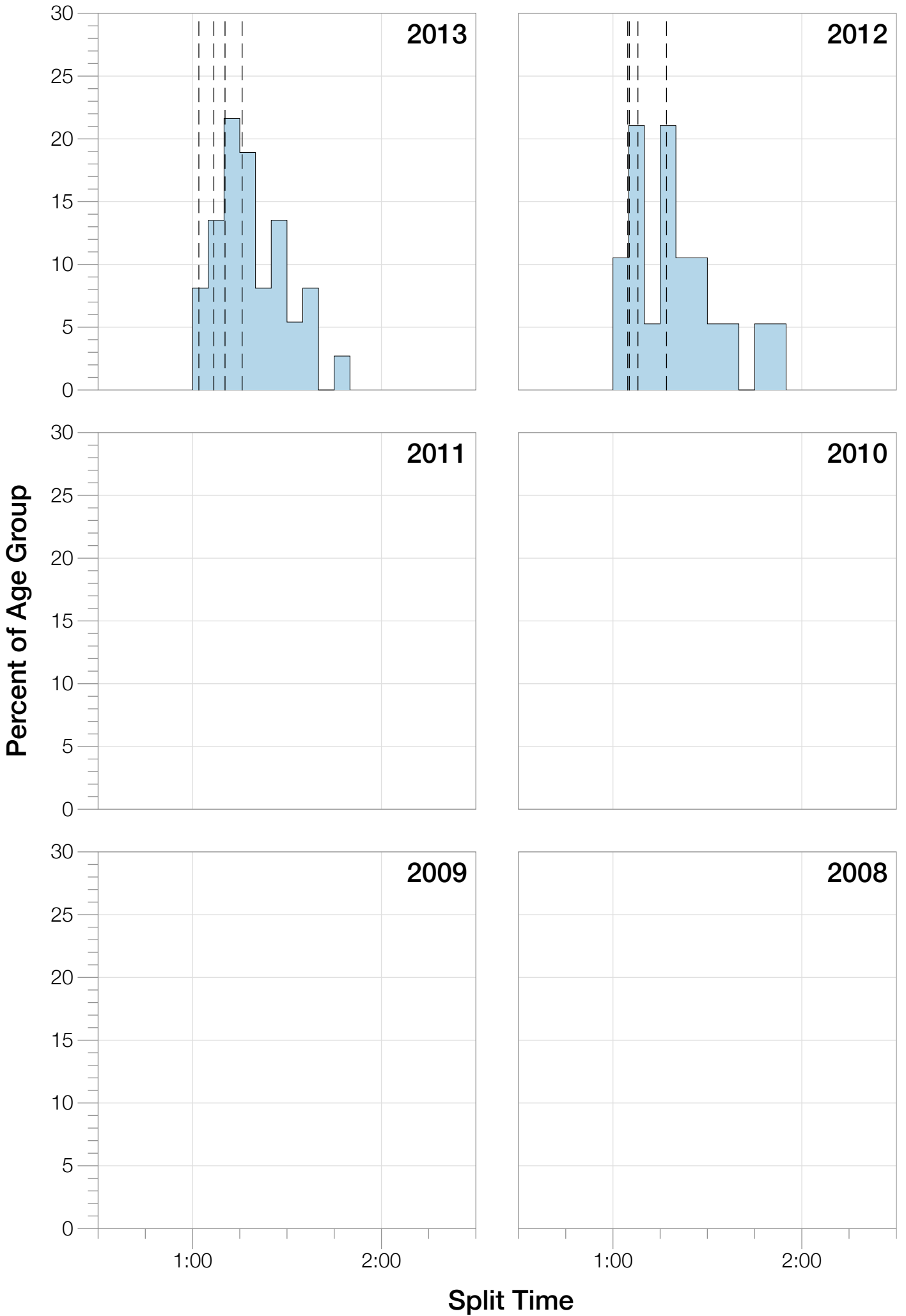


# Ironman Cairns F40-44 Stats

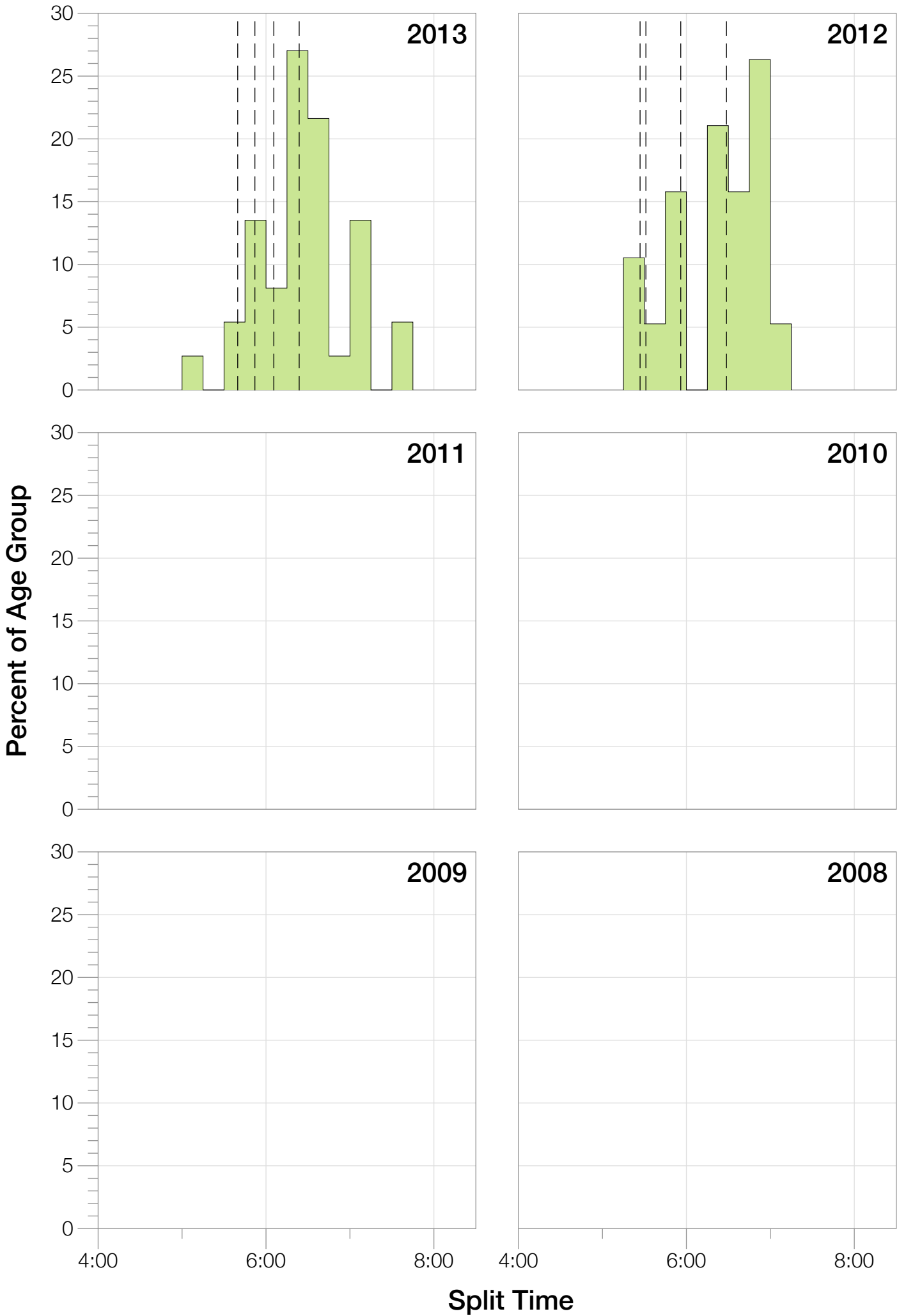
## F40-44 Summary Statistics

<b>Year</b>	<b>Finishers</b>	<b>F40-44 Finishers</b>	<b>Male Winner's Time</b>	<b>Female Winner's Time</b>	<b>F40-44 Winner's Time</b>
2012	753	19	8:15:04	9:21:00	10:11:41
2013	1141	37	8:17:43	9:19:51	10:04:15
<b>Average</b>	<b>947</b>	<b>28</b>	<b>8:16:23</b>	<b>9:20:25</b>	<b>10:07:58</b>

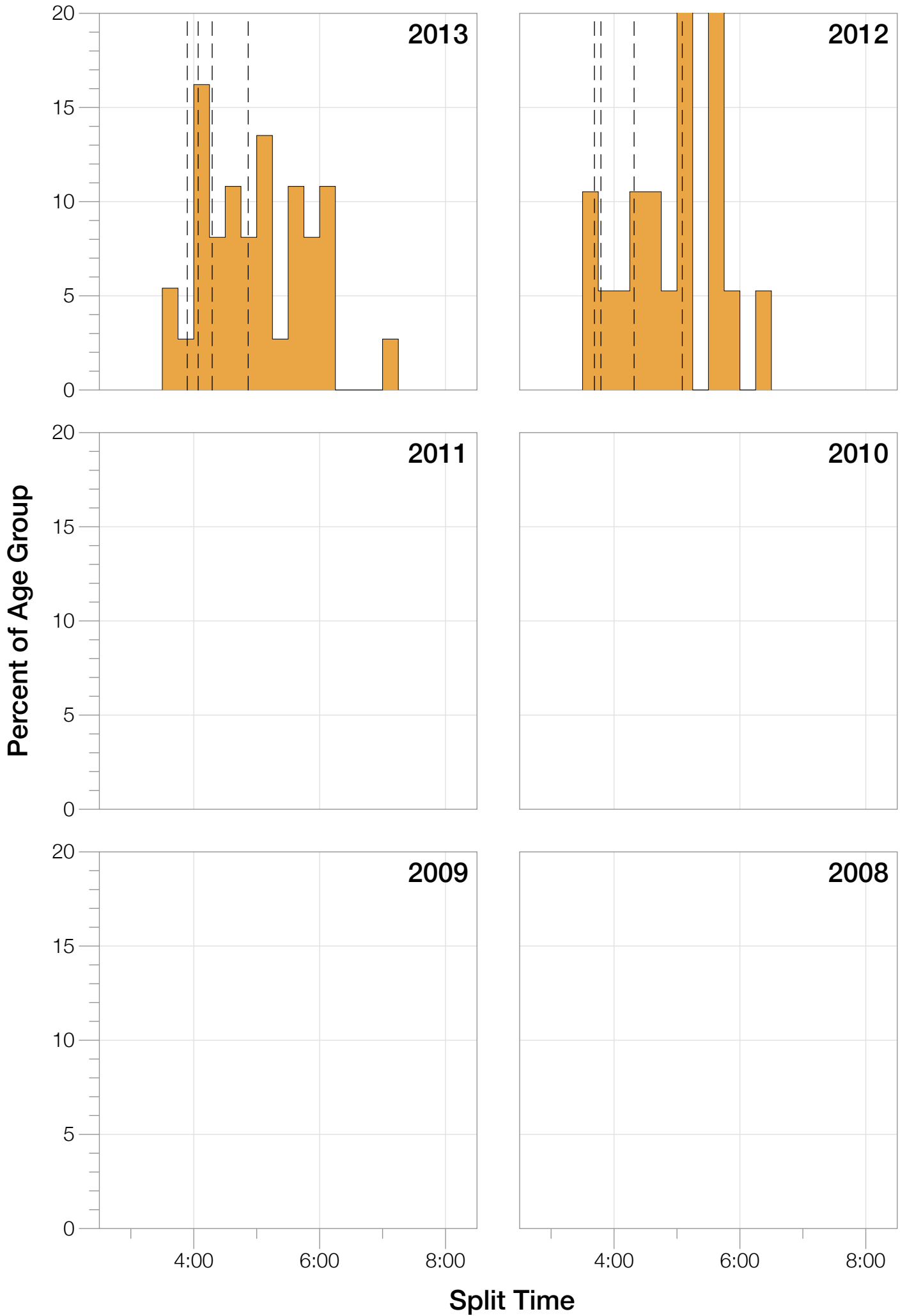
# F40-44 Swim



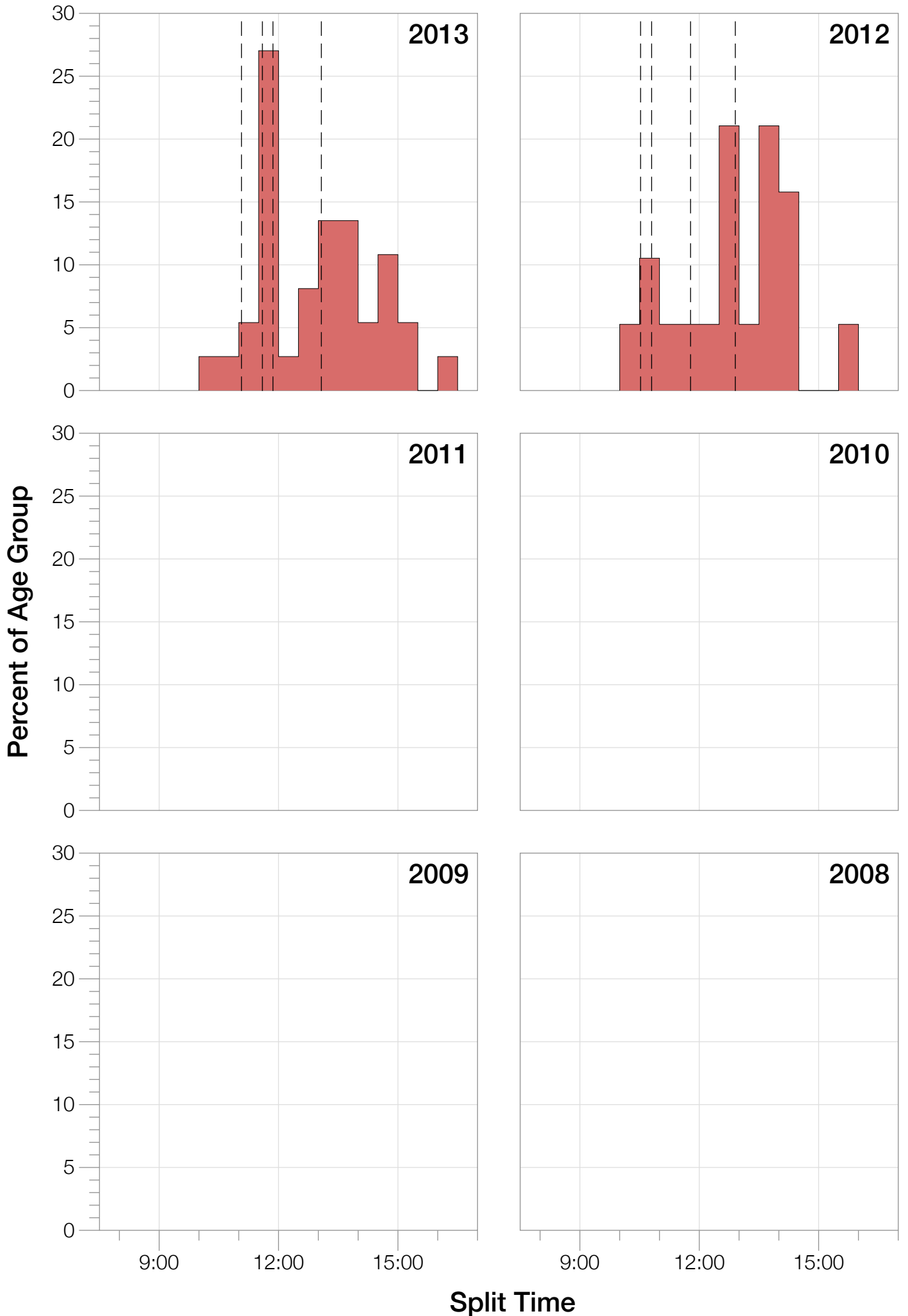
# F40-44 Bike



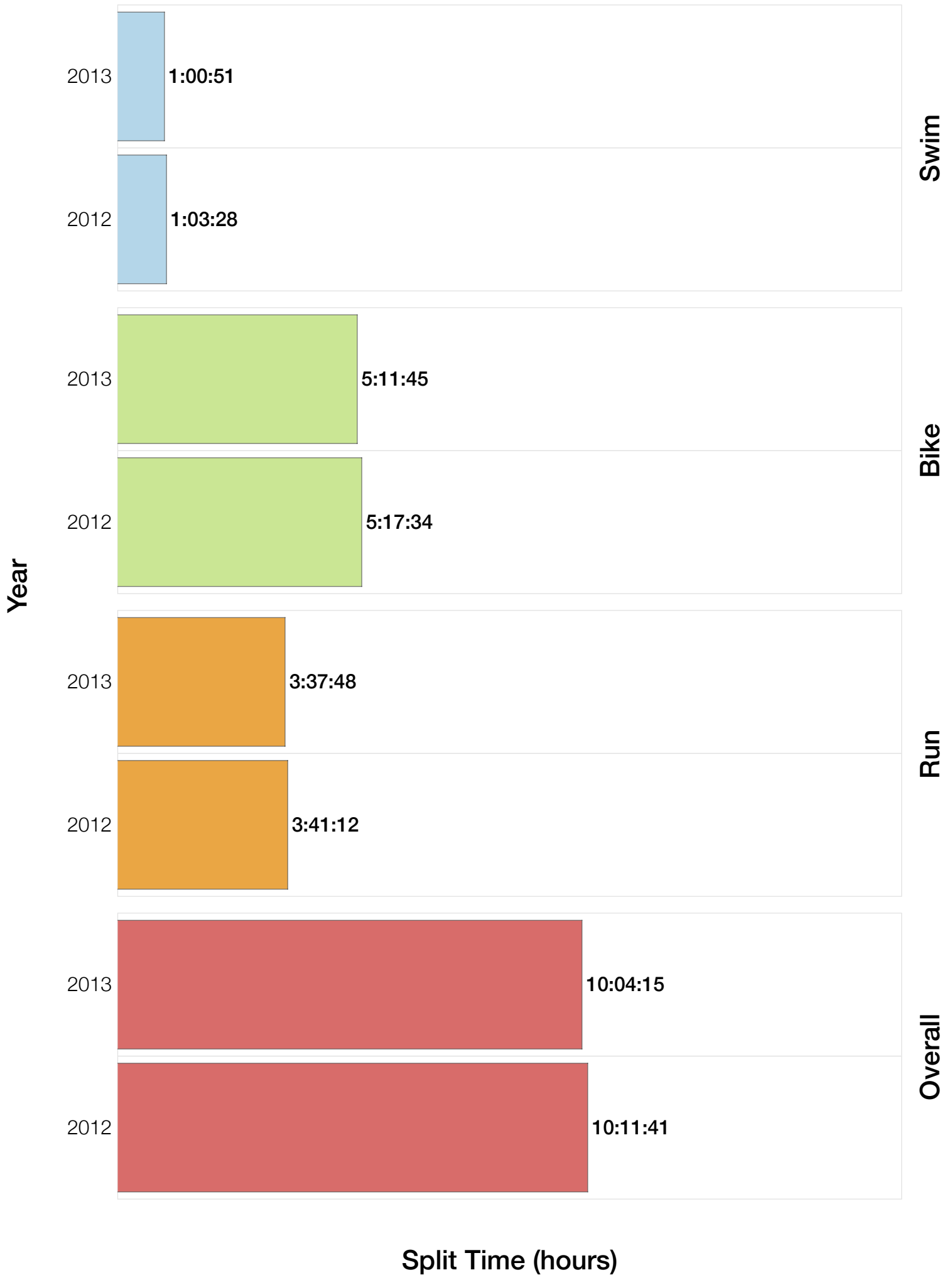
# F40-44 Run



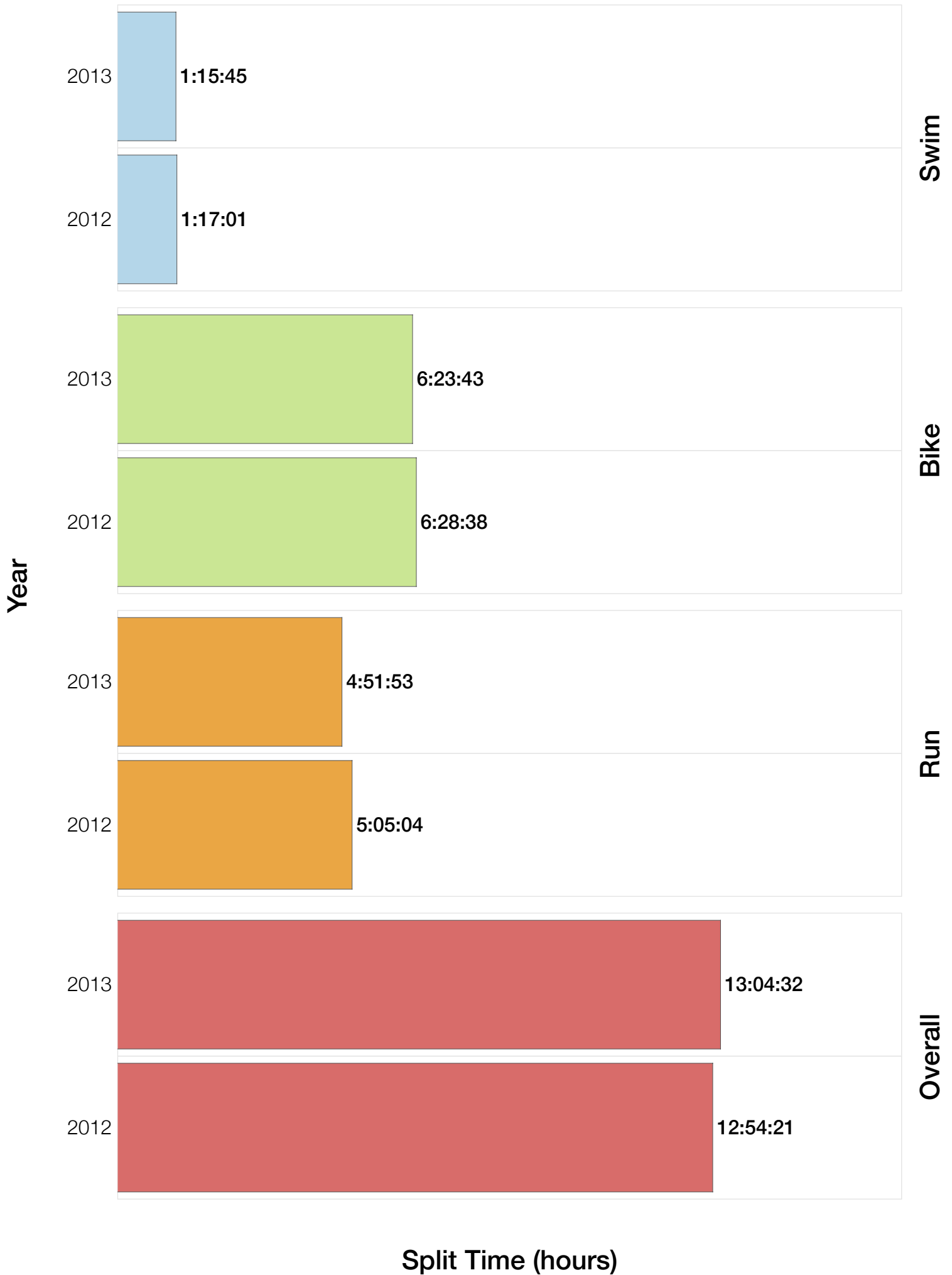
# F40-44 Overall



# F40-44 Fastest Splits

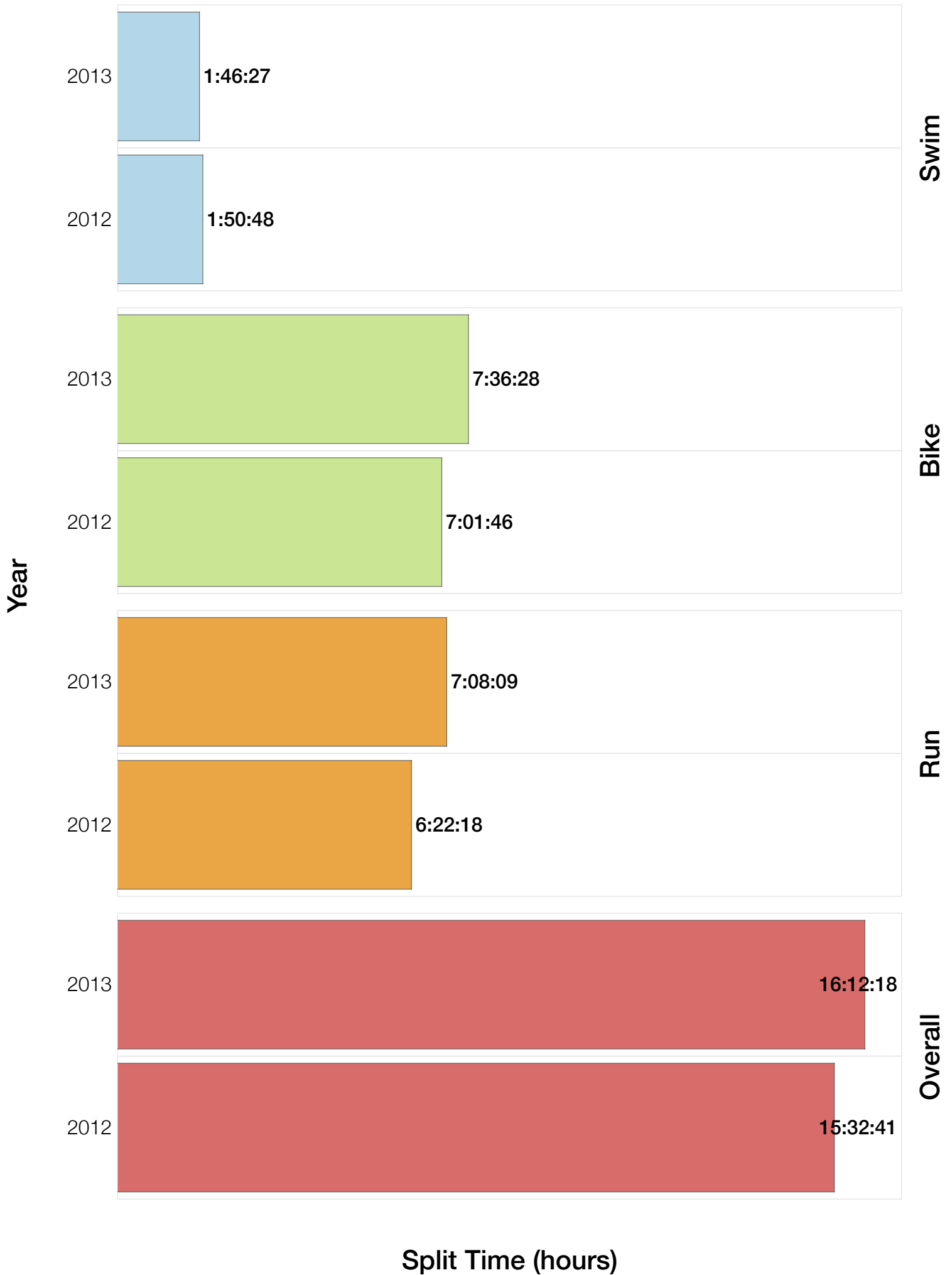


# F40-44 Median Splits



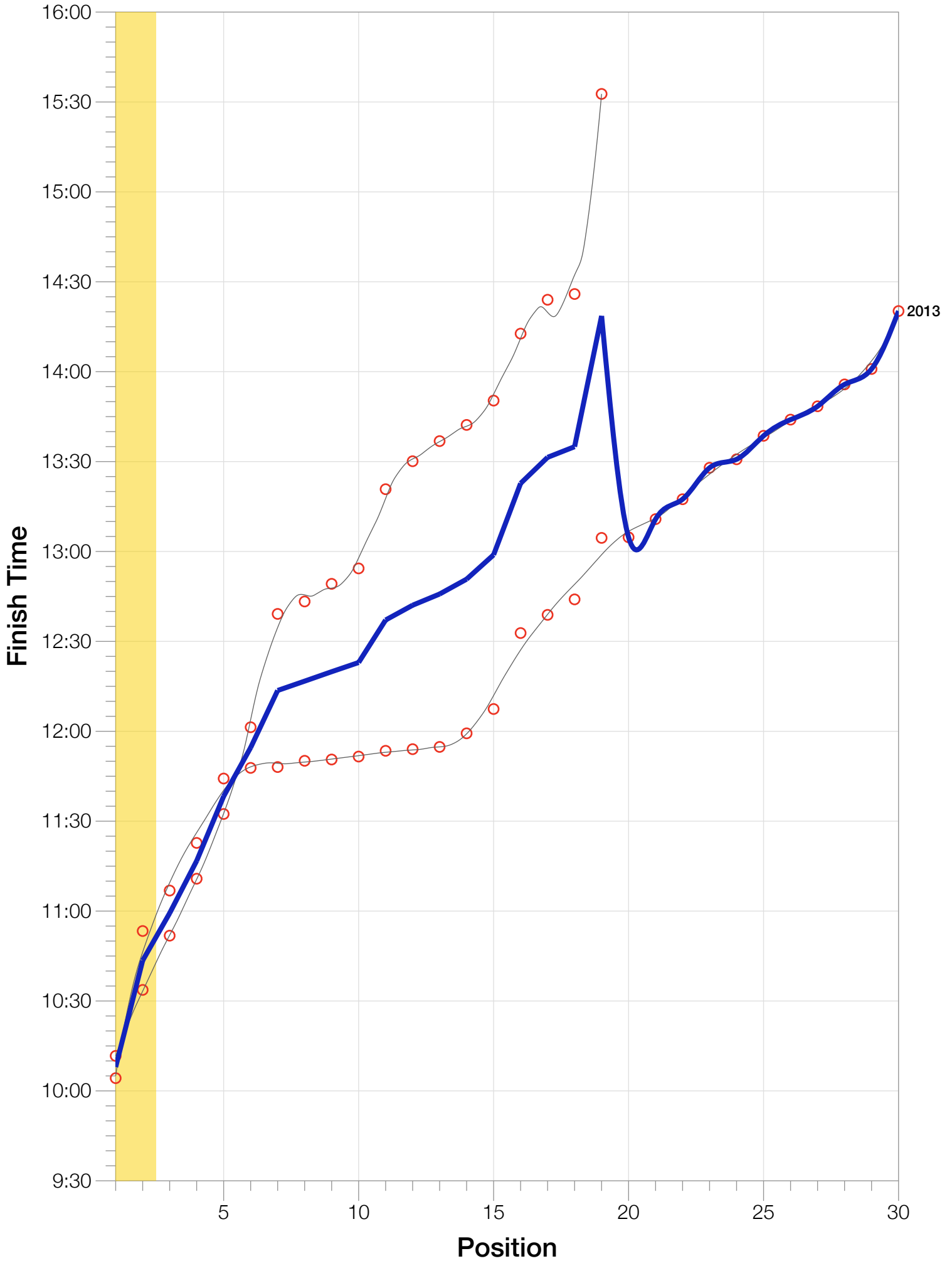


# F40-44 Slowest Splits



# F40-44 Top 30 Finishing Splits

Estimated Kona Slot      Average Finishing Time      Finishing Time



# F40-44 Top 10 and Kona Times and Splits

## Summary Statistics

Position	Swim Time	Bike Time	Run Time	Overall Time
<b>Average Male Winner</b>	<b>0:48:51</b>	<b>4:27:48</b>	<b>2:54:59</b>	<b>8:16:23</b>
<b>Average Female Winner</b>	<b>0:55:22</b>	<b>5:07:51</b>	<b>3:11:45</b>	<b>9:20:25</b>
<b>Average 1st Age Grouper</b>	<b>1:06:26</b>	<b>5:14:39</b>	<b>3:39:33</b>	<b>10:07:58</b>
<b>Average 2nd Age Grouper</b>	<b>1:11:44</b>	<b>5:34:03</b>	<b>3:48:49</b>	<b>10:43:31</b>
Average 3rd Age Grouper	1:05:52	5:47:31	3:55:51	10:59:19
Average 4th Age Grouper	1:15:05	5:49:08	4:02:51	11:16:46
Average 5th Age Grouper	1:26:53	5:56:28	4:05:57	11:38:19
Average 6th Age Grouper	1:24:55	6:09:04	4:11:36	11:54:34
Average 7th Age Grouper	1:03:09	6:30:42	4:29:10	12:13:37
Average 8th Age Grouper	1:16:40	6:24:59	4:21:32	12:16:44
Average 9th Age Grouper	1:13:59	6:09:25	4:42:54	12:19:53
Average 10th Age Grouper	1:16:37	6:07:20	4:45:03	12:22:57
<b>Kona Qualifier Average</b>	<b>1:09:05</b>	<b>5:24:21</b>	<b>3:44:11</b>	<b>10:25:44</b>
<b>Top 10 Age Grouper Average</b>	<b>1:14:08</b>	<b>5:58:20</b>	<b>4:12:19</b>	<b>11:35:22</b>

## Cairns 2013

Position	Swim Time	Bike Time	Run Time	Overall Time
<b>Male Winner</b>	<b>0:49:47</b>	<b>4:21:52</b>	<b>3:01:32</b>	<b>8:17:43</b>
<b>Female Winner</b>	<b>0:54:13</b>	<b>5:10:23</b>	<b>3:09:38</b>	<b>9:19:51</b>
<b>1st Age Grouper</b>	<b>1:07:34</b>	<b>5:11:45</b>	<b>3:37:48</b>	<b>10:04:15</b>
<b>2nd Age Grouper</b>	<b>1:07:26</b>	<b>5:40:11</b>	<b>3:56:27</b>	<b>10:53:21</b>
3rd Age Grouper	1:08:16	5:48:28	4:02:39	11:06:51
4th Age Grouper	1:20:23	6:06:27	3:43:18	11:22:45
5th Age Grouper	1:28:22	5:59:37	4:05:13	11:44:14
6th Age Grouper	1:11:18	6:19:32	4:07:22	11:47:47
7th Age Grouper	1:01:29	6:20:17	4:13:31	11:48:04
8th Age Grouper	1:10:15	6:21:21	4:07:00	11:50:09
9th Age Grouper	1:21:54	6:00:55	4:19:14	11:50:35
10th Age Grouper	1:09:39	5:54:58	4:31:52	11:51:34
<b>Kona Qualifier Average</b>	<b>1:07:30</b>	<b>5:25:58</b>	<b>3:47:07</b>	<b>10:28:48</b>
<b>Top 10 Age Grouper Average</b>	<b>1:12:39</b>	<b>5:58:21</b>	<b>4:04:26</b>	<b>11:25:57</b>

## Cairns 2012

Position	Swim Time	Bike Time	Run Time	Overall Time
<b>Male Winner</b>	<b>0:47:56</b>	<b>4:33:45</b>	<b>2:48:26</b>	<b>8:15:04</b>
<b>Female Winner</b>	<b>0:56:31</b>	<b>5:05:20</b>	<b>3:13:52</b>	<b>9:21:00</b>
<b>1st Age Grouper</b>	<b>1:05:19</b>	<b>5:17:34</b>	<b>3:41:19</b>	<b>10:11:41</b>
<b>2nd Age Grouper</b>	<b>1:16:02</b>	<b>5:27:56</b>	<b>3:41:12</b>	<b>10:33:42</b>
3rd Age Grouper	1:03:28	5:46:35	3:49:03	10:51:48
4th Age Grouper	1:09:47	5:31:50	4:22:25	11:10:48
5th Age Grouper	1:25:25	5:53:19	4:06:41	11:32:24
6th Age Grouper	1:38:32	5:58:37	4:15:51	12:01:21
7th Age Grouper	1:04:50	6:41:07	4:44:50	12:39:10
8th Age Grouper	1:23:06	6:28:38	4:36:04	12:43:19
9th Age Grouper	1:06:05	6:17:56	5:06:34	12:49:12
10th Age Grouper	1:23:36	6:19:43	4:58:15	12:54:21
<b>Kona Qualifier Average</b>	<b>1:10:40</b>	<b>5:22:45</b>	<b>3:41:15</b>	<b>10:22:41</b>
<b>Top 10 Age Grouper Average</b>	<b>1:15:37</b>	<b>5:58:19</b>	<b>4:20:13</b>	<b>11:44:46</b>