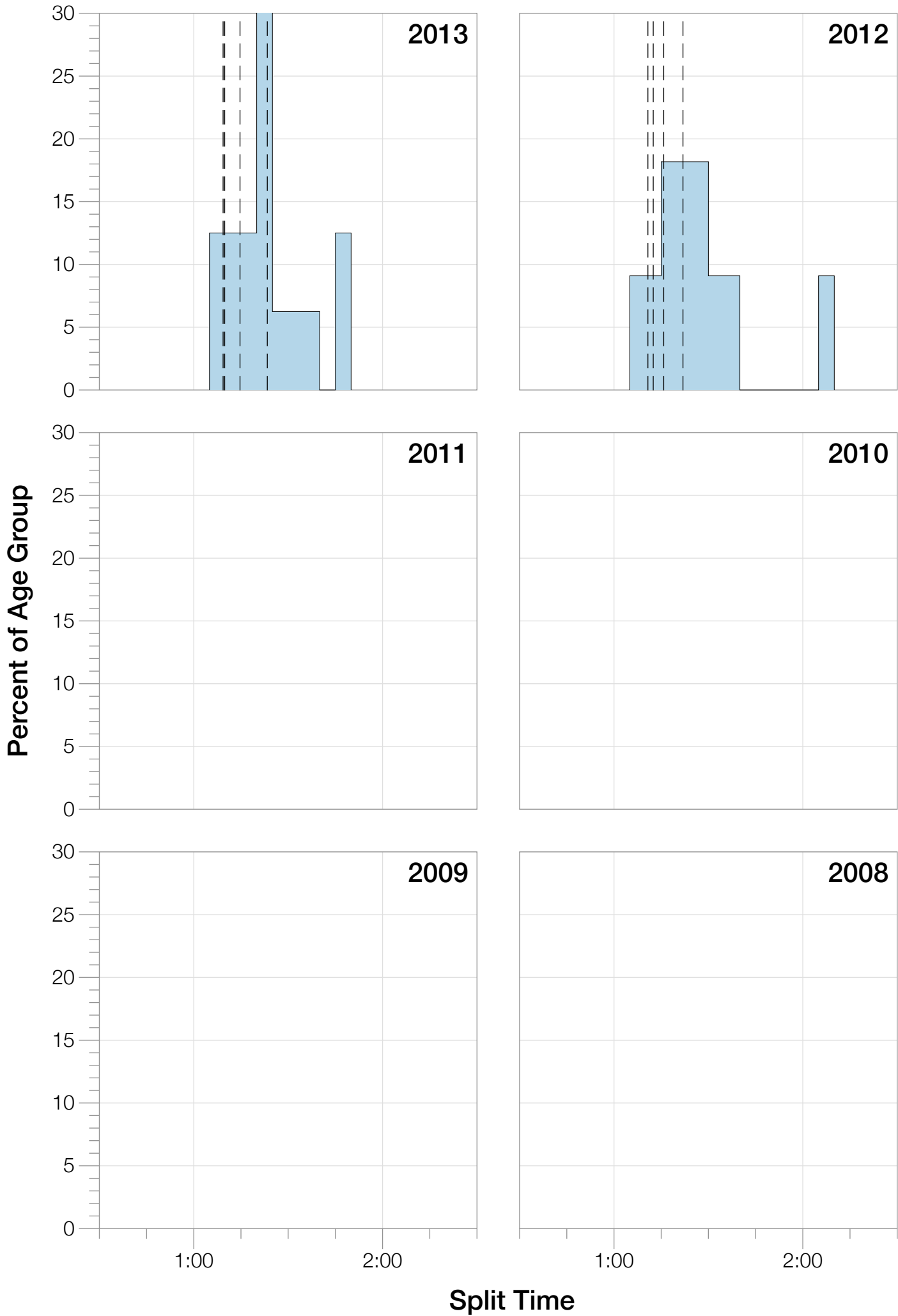


Ironman Cairns F50-54 Stats

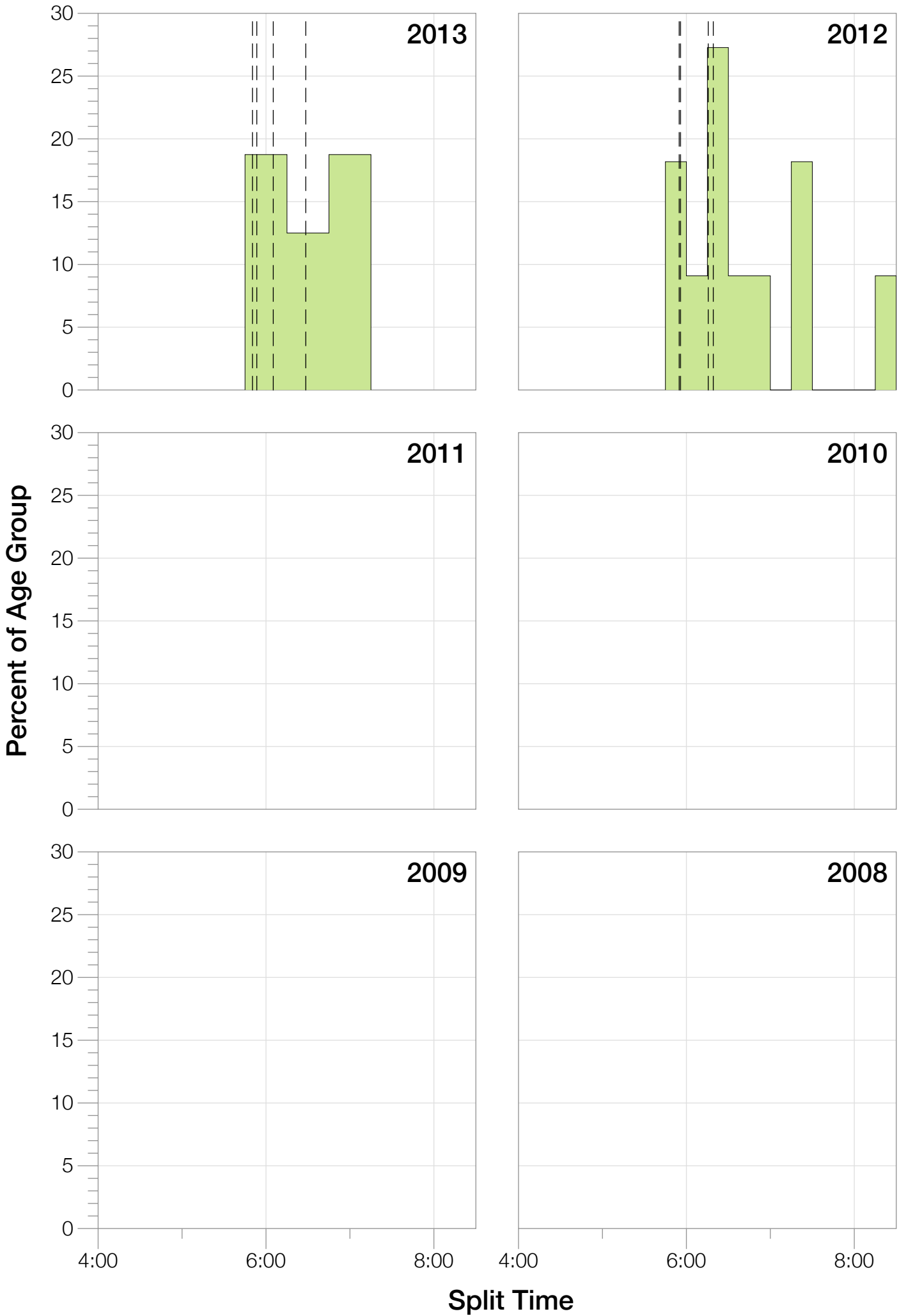
F50-54 Summary Statistics

Year	Finishers	F50-54 Finishers	Male Winner's Time	Female Winner's Time	F50-54 Winner's Time
2012	753	11	8:15:04	9:21:00	12:15:01
2013	1141	16	8:17:43	9:19:51	11:04:24
Average	947	14	8:16:23	9:20:25	11:39:42

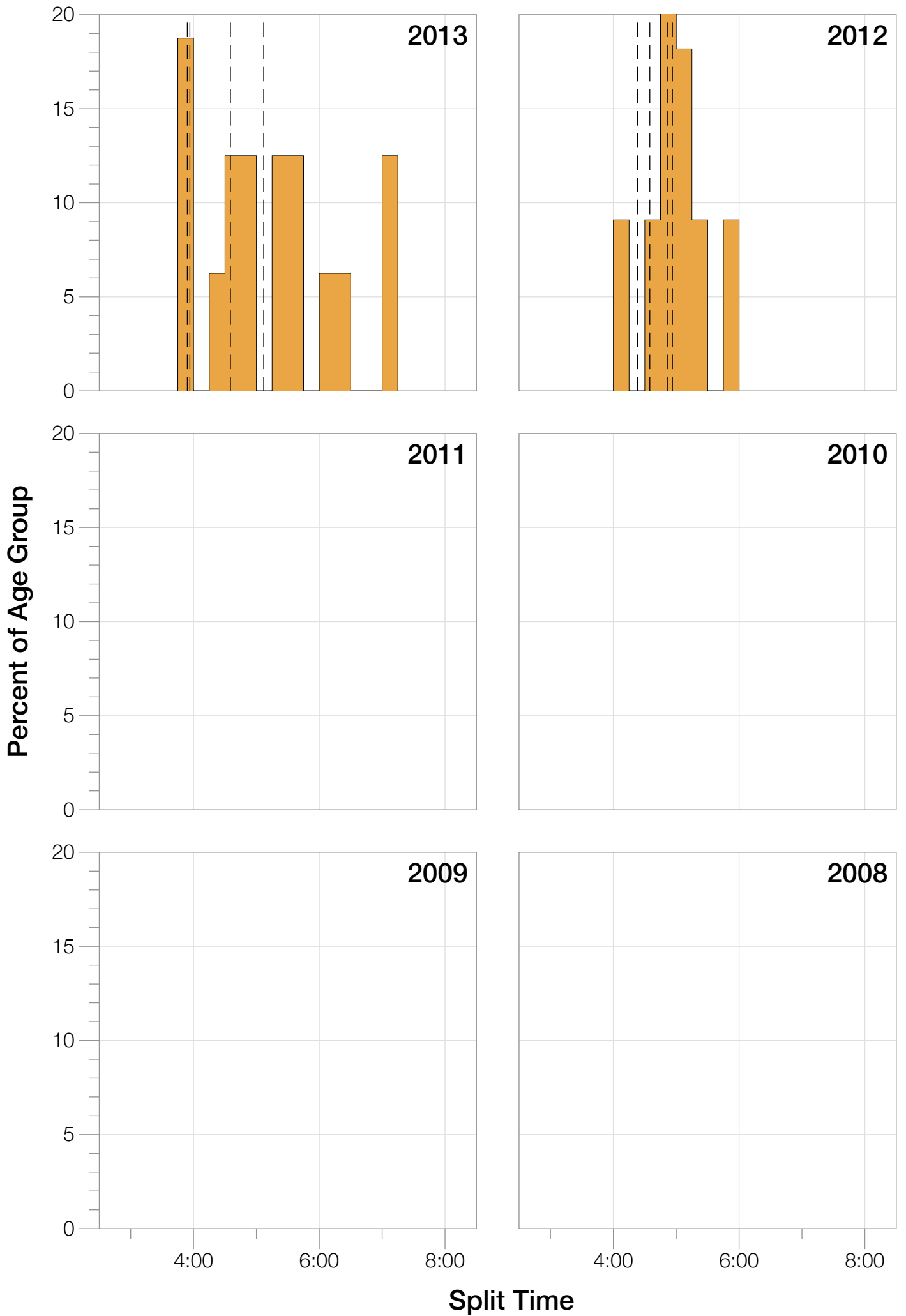
F50-54 Swim



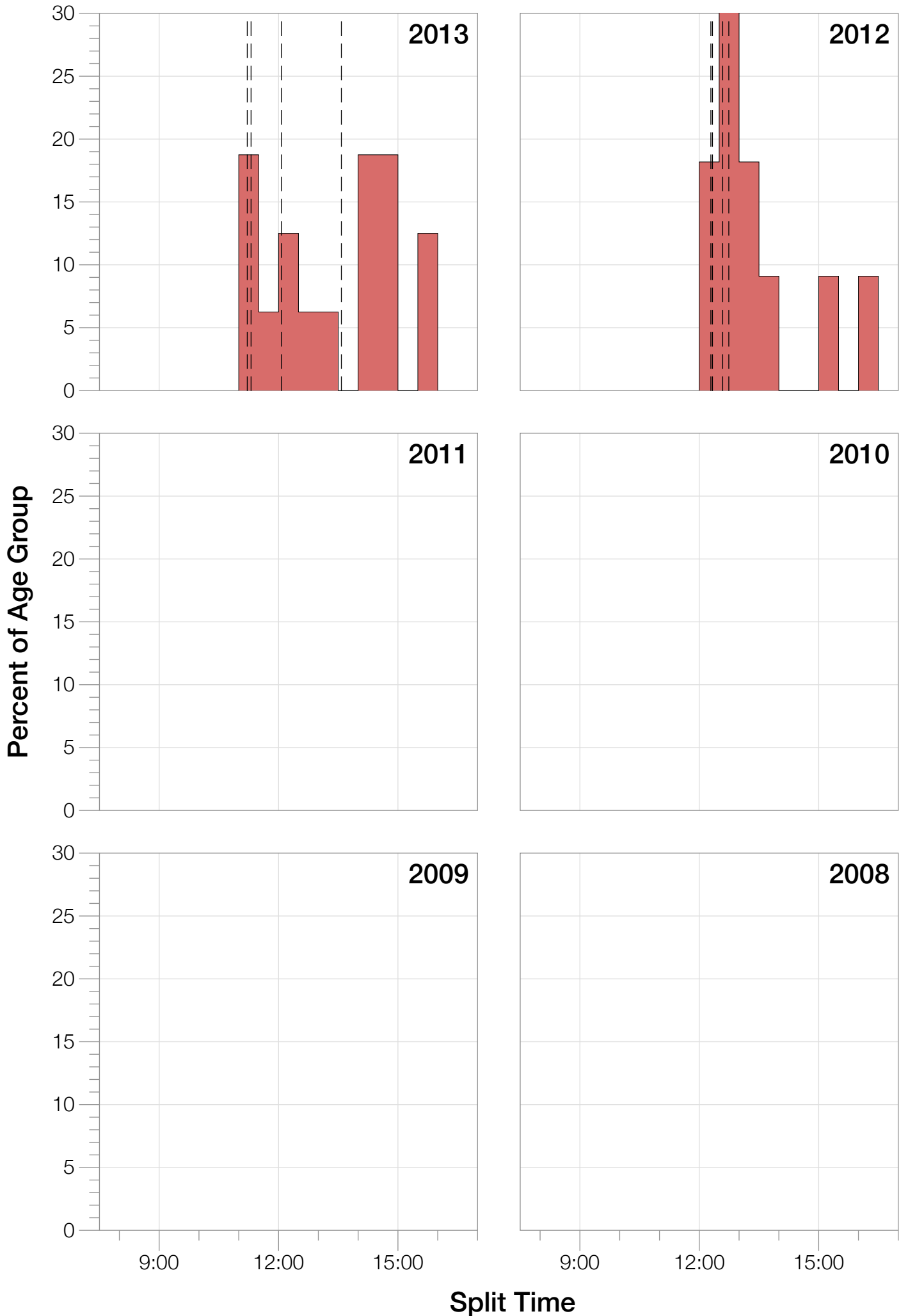
F50-54 Bike



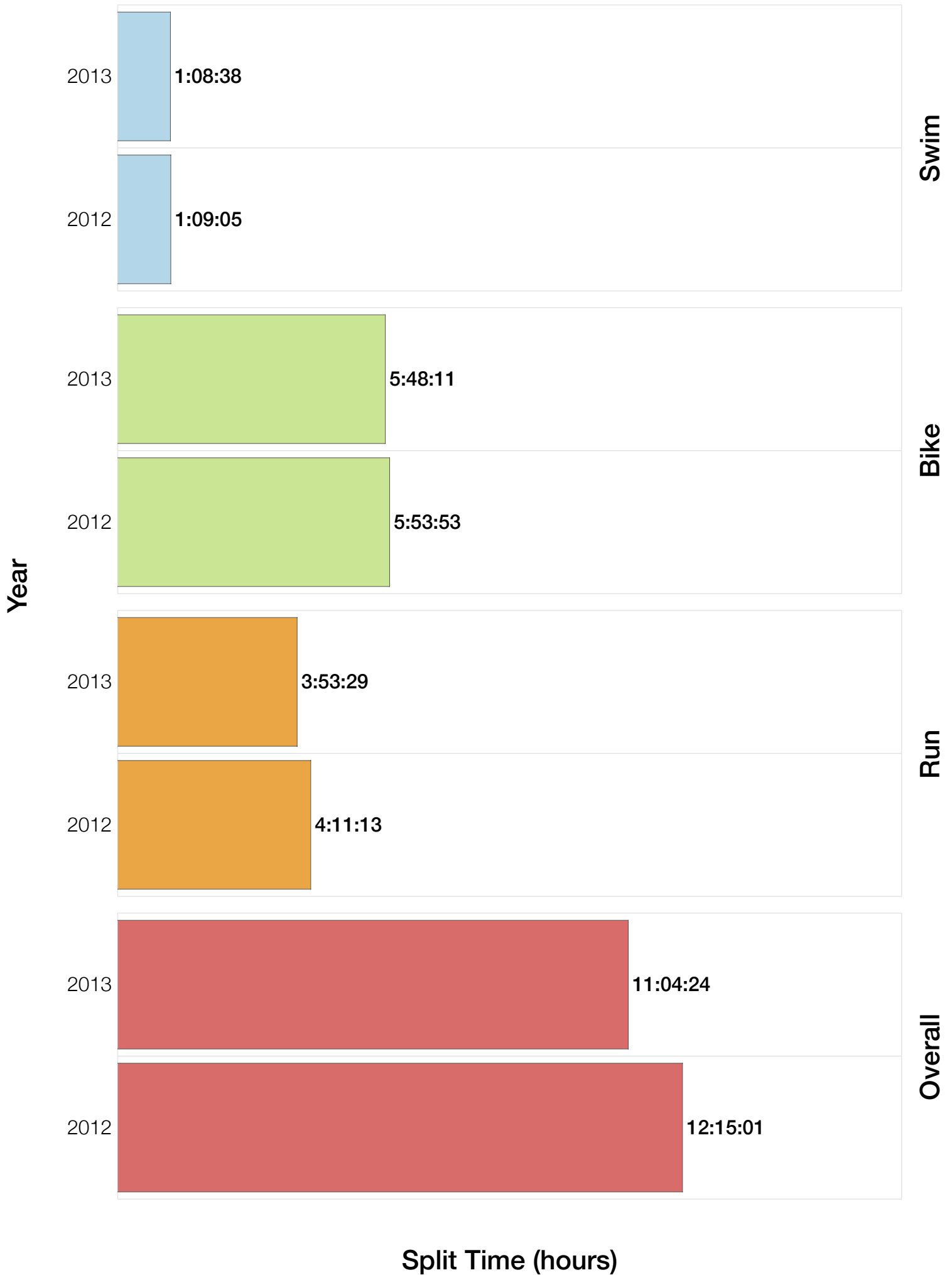
F50-54 Run



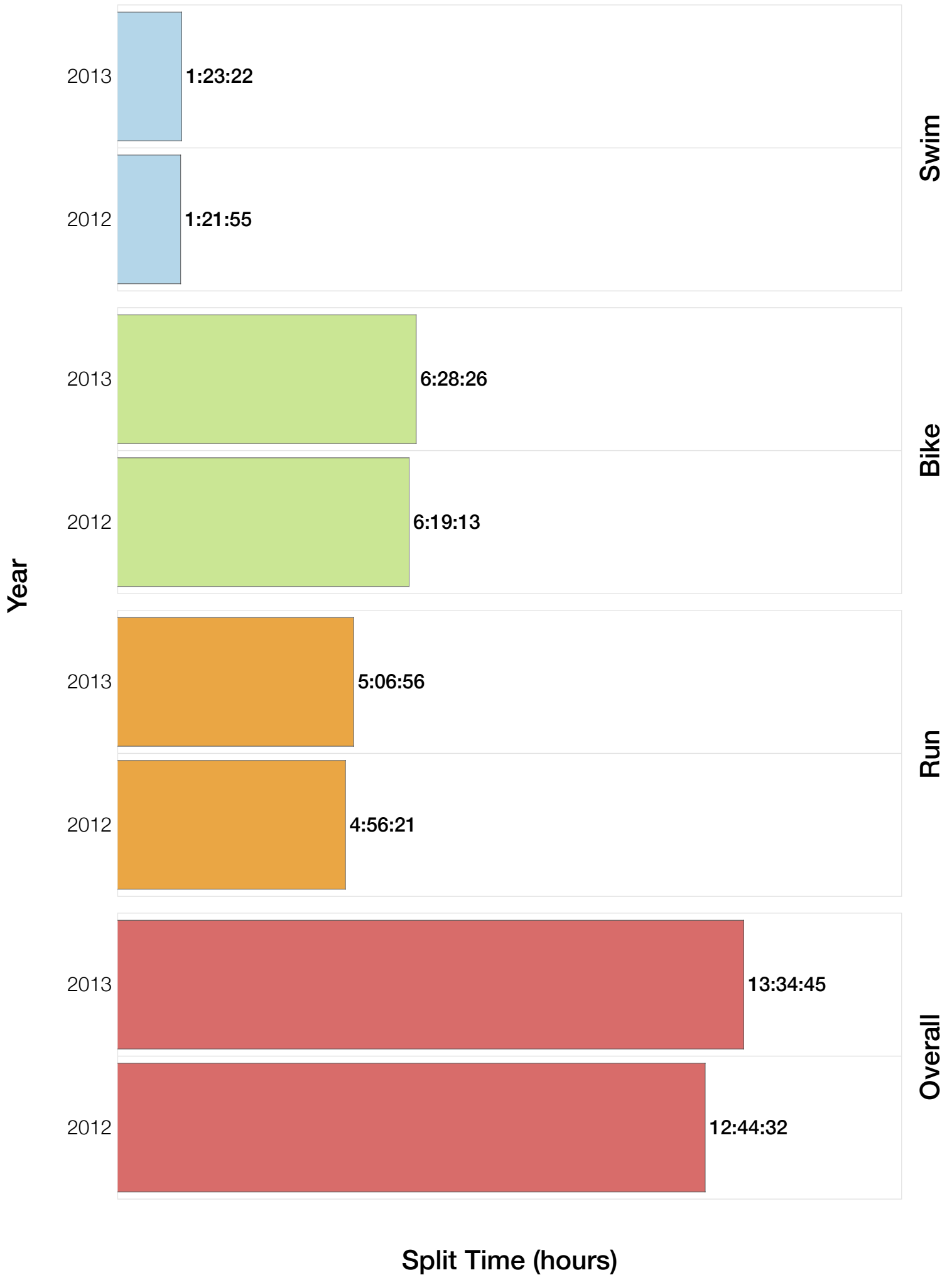
F50-54 Overall



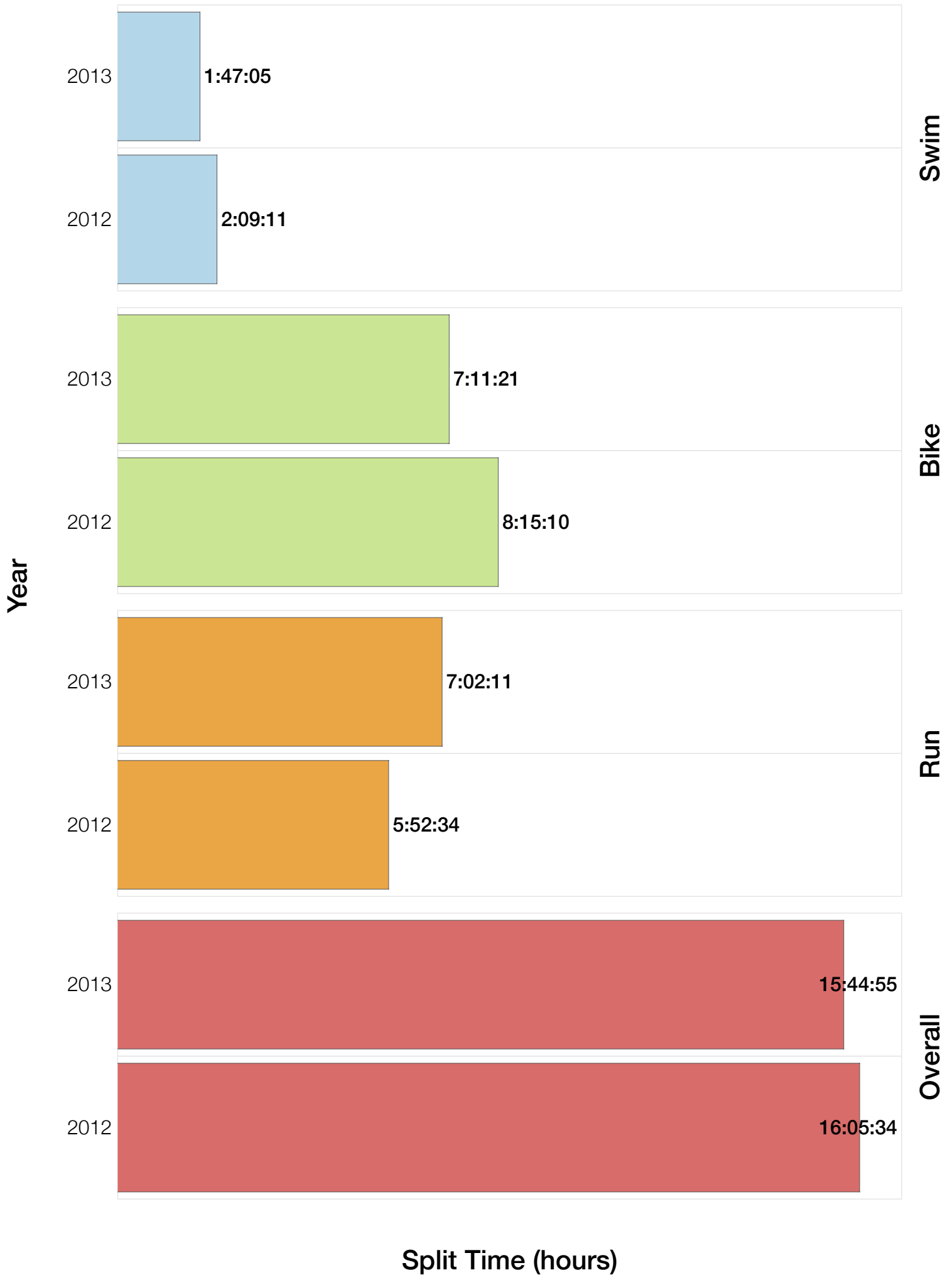
F50-54 Fastest Splits



F50-54 Median Splits

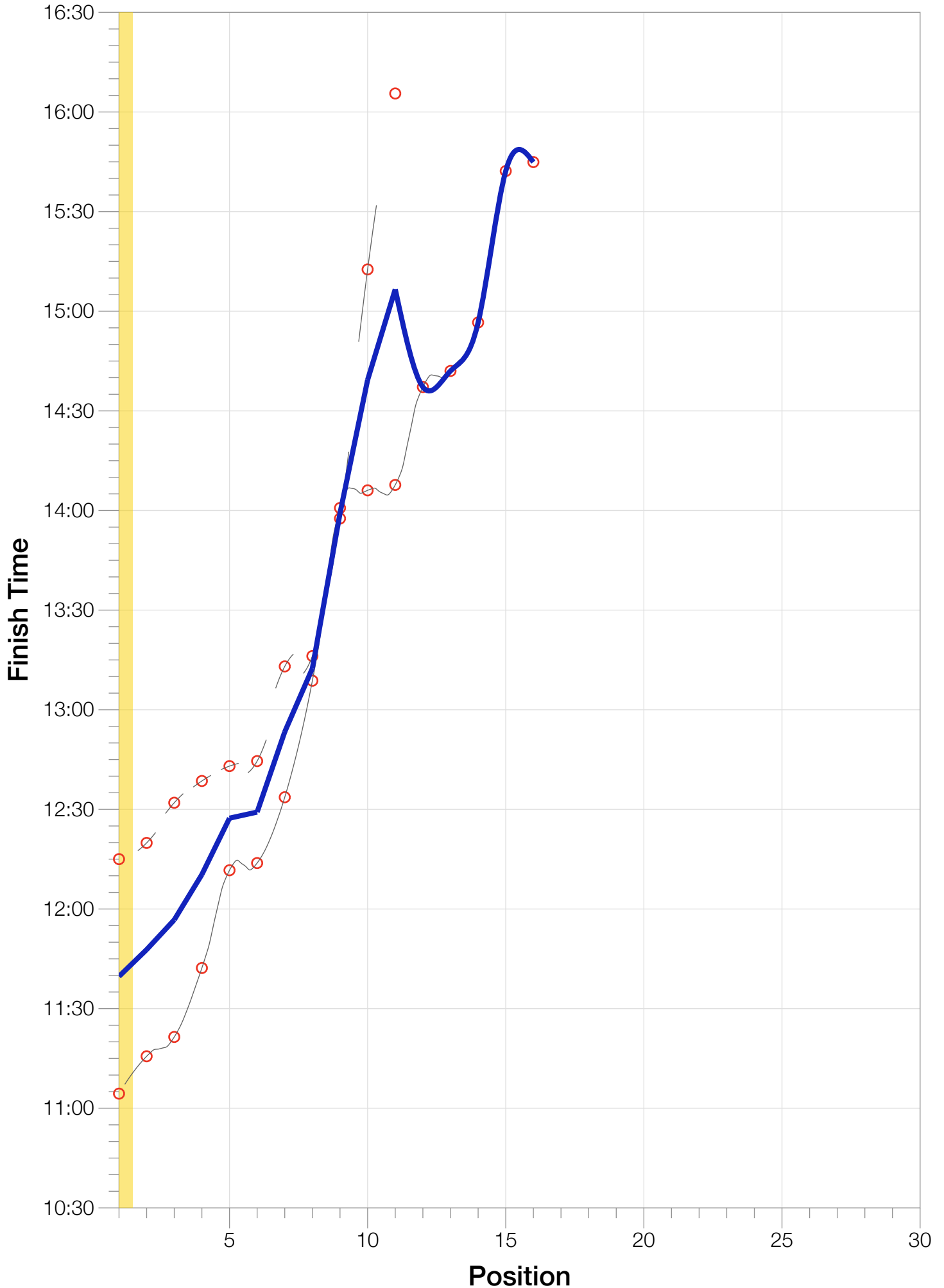


F50-54 Slowest Splits



F50-54 Top 30 Finishing Splits

Estimated Kona Slot Average Finishing Time Finishing Time



F50-54 Top 10 and Kona Times and Splits

Summary Statistics

Position	Swim Time	Bike Time	Run Time	Overall Time
Average Male Winner	0:48:51	4:27:48	2:54:59	8:16:23
Average Female Winner	0:55:22	5:07:51	3:11:45	9:20:25
Average 1st Age Grouper	1:18:33	6:03:42	4:04:58	11:39:42
Average 2nd Age Grouper	1:10:33	5:58:16	4:28:28	11:47:46
Average 3rd Age Grouper	1:20:03	6:04:59	4:20:43	11:56:44
Average 4th Age Grouper	1:09:47	6:06:53	4:40:07	12:10:23
Average 5th Age Grouper	1:16:00	6:11:51	4:47:44	12:27:21
Average 6th Age Grouper	1:21:24	6:00:56	4:54:44	12:29:11
Average 7th Age Grouper	1:20:58	6:27:44	4:51:48	12:53:21
Average 8th Age Grouper	1:28:50	6:43:38	4:43:37	13:12:27
Average 9th Age Grouper	1:19:35	7:01:57	5:17:35	13:59:10
Average 10th Age Grouper	1:57:31	7:04:41	5:24:35	14:39:20
Kona Qualifier Average	1:18:33	6:03:42	4:04:58	11:39:42
Top 10 Age Grouper Average	1:22:19	6:22:27	4:45:26	12:43:32

Cairns 2013

Position	Swim Time	Bike Time	Run Time	Overall Time
Male Winner	0:49:47	4:21:52	3:01:32	8:17:43
Female Winner	0:54:13	5:10:23	3:09:38	9:19:51
1st Age Grouper	1:09:33	5:48:11	3:58:44	11:04:24
2nd Age Grouper	1:08:38	6:02:39	3:54:15	11:15:39
3rd Age Grouper	1:24:17	5:51:02	3:53:29	11:21:28
4th Age Grouper	1:10:29	5:55:48	4:23:54	11:42:14
5th Age Grouper	1:10:06	6:10:30	4:39:09	12:11:40
6th Age Grouper	1:16:06	6:06:02	4:39:00	12:13:50
7th Age Grouper	1:20:01	6:15:23	4:45:28	12:33:39
8th Age Grouper	1:23:48	6:40:11	4:52:27	13:08:45
9th Age Grouper	1:23:23	6:36:52	5:40:11	14:00:45
10th Age Grouper	1:45:52	6:46:55	5:21:26	14:06:04
Kona Qualifier Average	1:09:33	5:48:11	3:58:44	11:04:24
Top 10 Age Grouper Average	1:19:13	6:13:21	4:36:48	12:21:50

Cairns 2012

Position	Swim Time	Bike Time	Run Time	Overall Time
Male Winner	0:47:56	4:33:45	2:48:26	8:15:04
Female Winner	0:56:31	5:05:20	3:13:52	9:21:00
1st Age Grouper	1:27:34	6:19:13	4:11:13	12:15:01
2nd Age Grouper	1:12:28	5:53:53	5:02:41	12:19:54
3rd Age Grouper	1:15:49	6:18:57	4:47:58	12:32:00
4th Age Grouper	1:09:05	6:17:59	4:56:21	12:38:33
5th Age Grouper	1:21:55	6:13:13	4:56:19	12:43:02
6th Age Grouper	1:26:42	5:55:50	5:10:29	12:44:32
7th Age Grouper	1:21:55	6:40:06	4:58:09	13:13:03
8th Age Grouper	1:33:52	6:47:05	4:34:48	13:16:10
9th Age Grouper	1:15:47	7:27:02	4:55:00	13:57:35
10th Age Grouper	2:09:11	7:22:28	5:27:45	15:12:36
Kona Qualifier Average	1:27:34	6:19:13	4:11:13	12:15:01
Top 10 Age Grouper Average	1:25:25	6:31:34	4:54:04	13:05:14