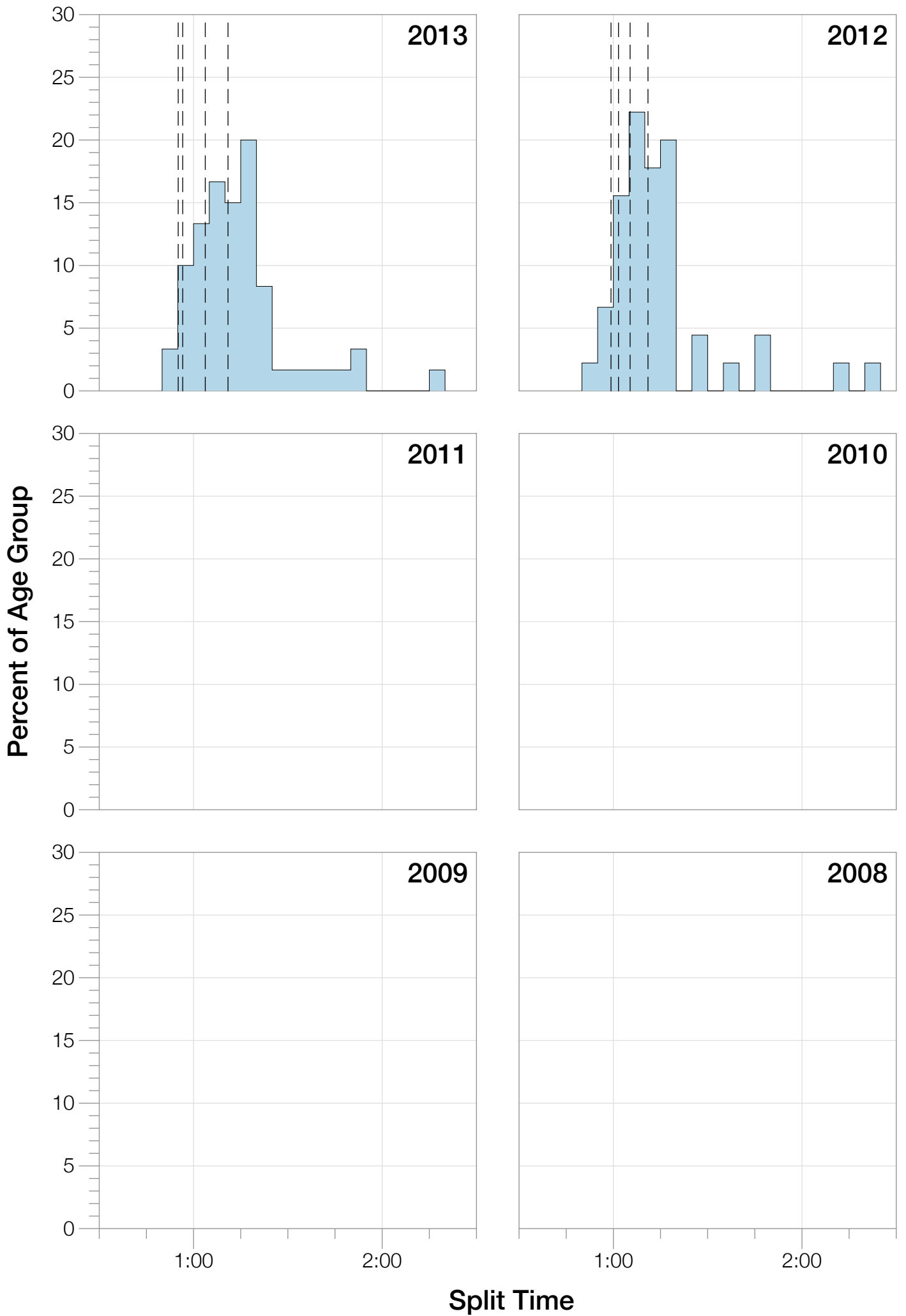


Ironman Cairns M25-29 Stats

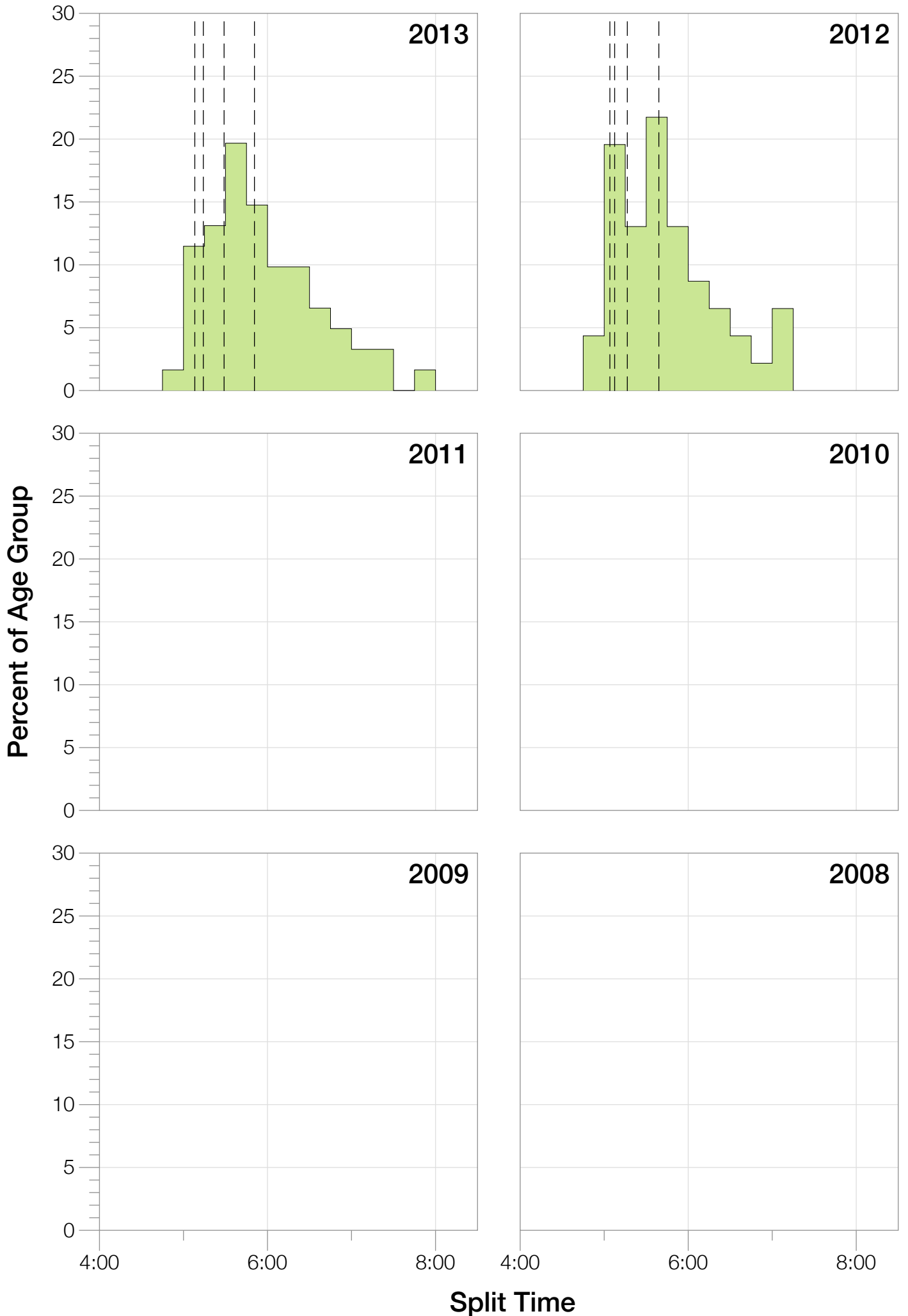
M25-29 Summary Statistics

Year	Finishers	M25-29 Finishers	Male Winner's Time	Female Winner's Time	M25-29 Winner's Time
2012	753	46	8:15:04	9:21:00	9:22:25
2013	1141	61	8:17:43	9:19:51	9:14:49
Average	947	54	8:16:23	9:20:25	9:18:37

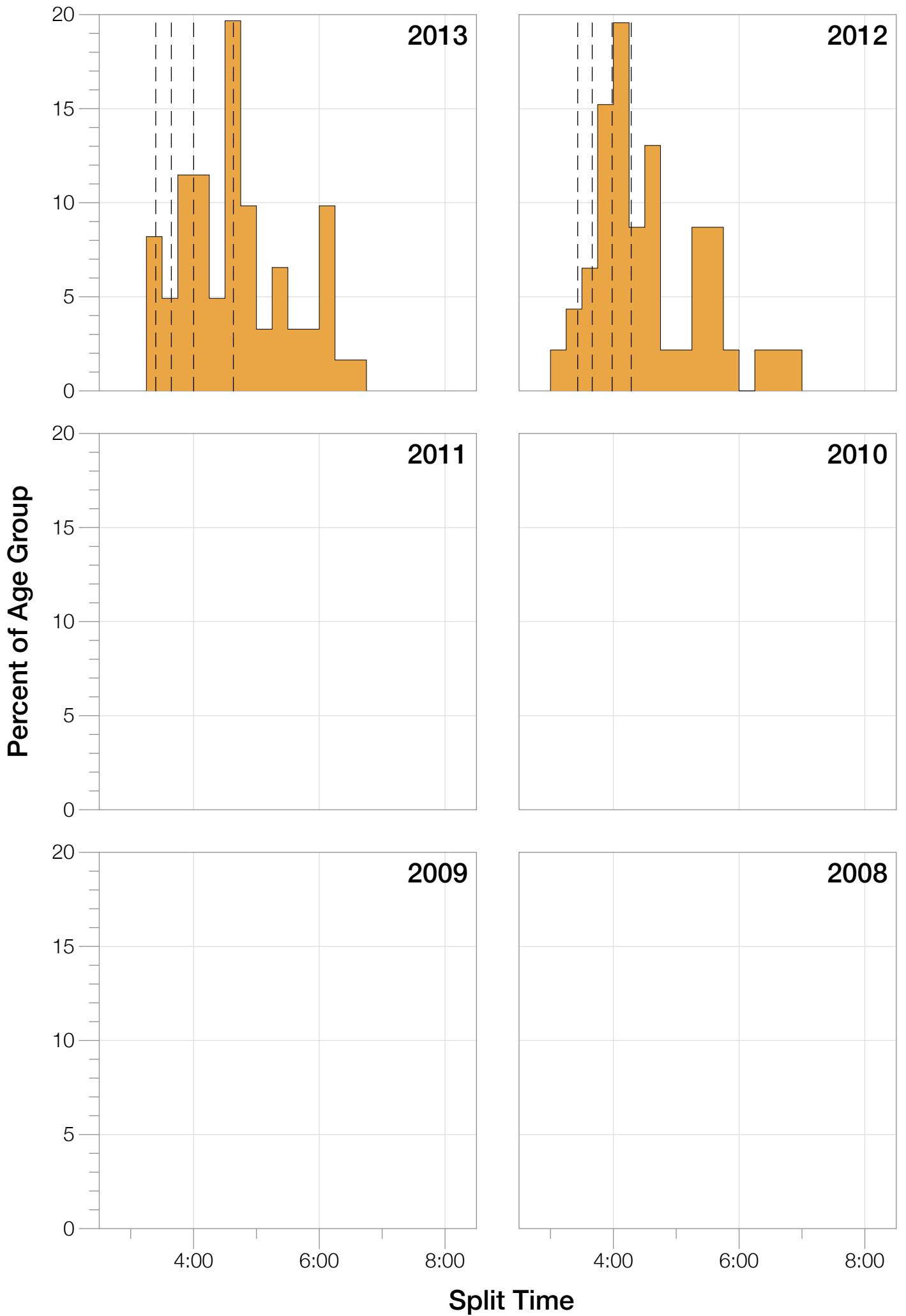
M25-29 Swim



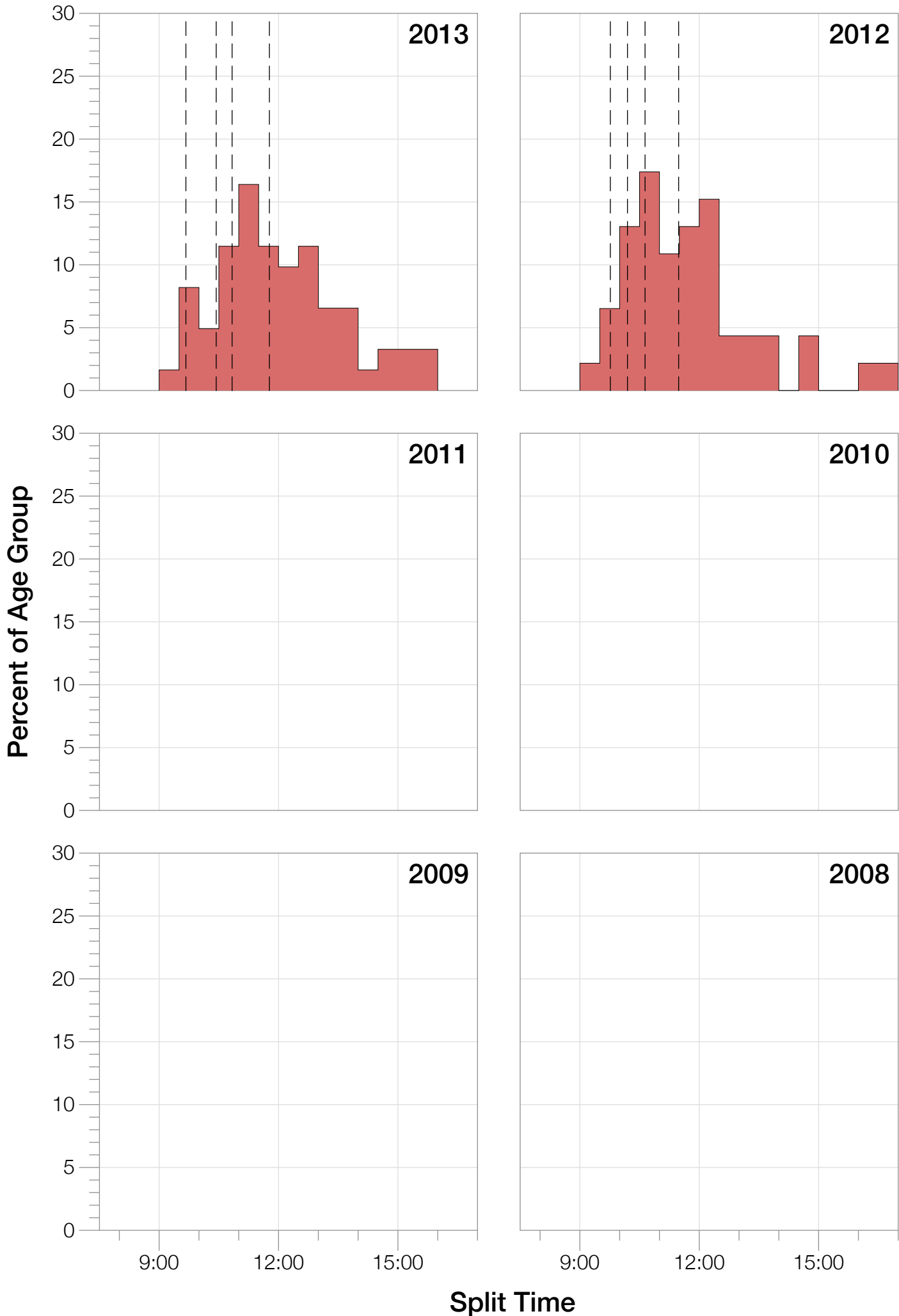
M25-29 Bike



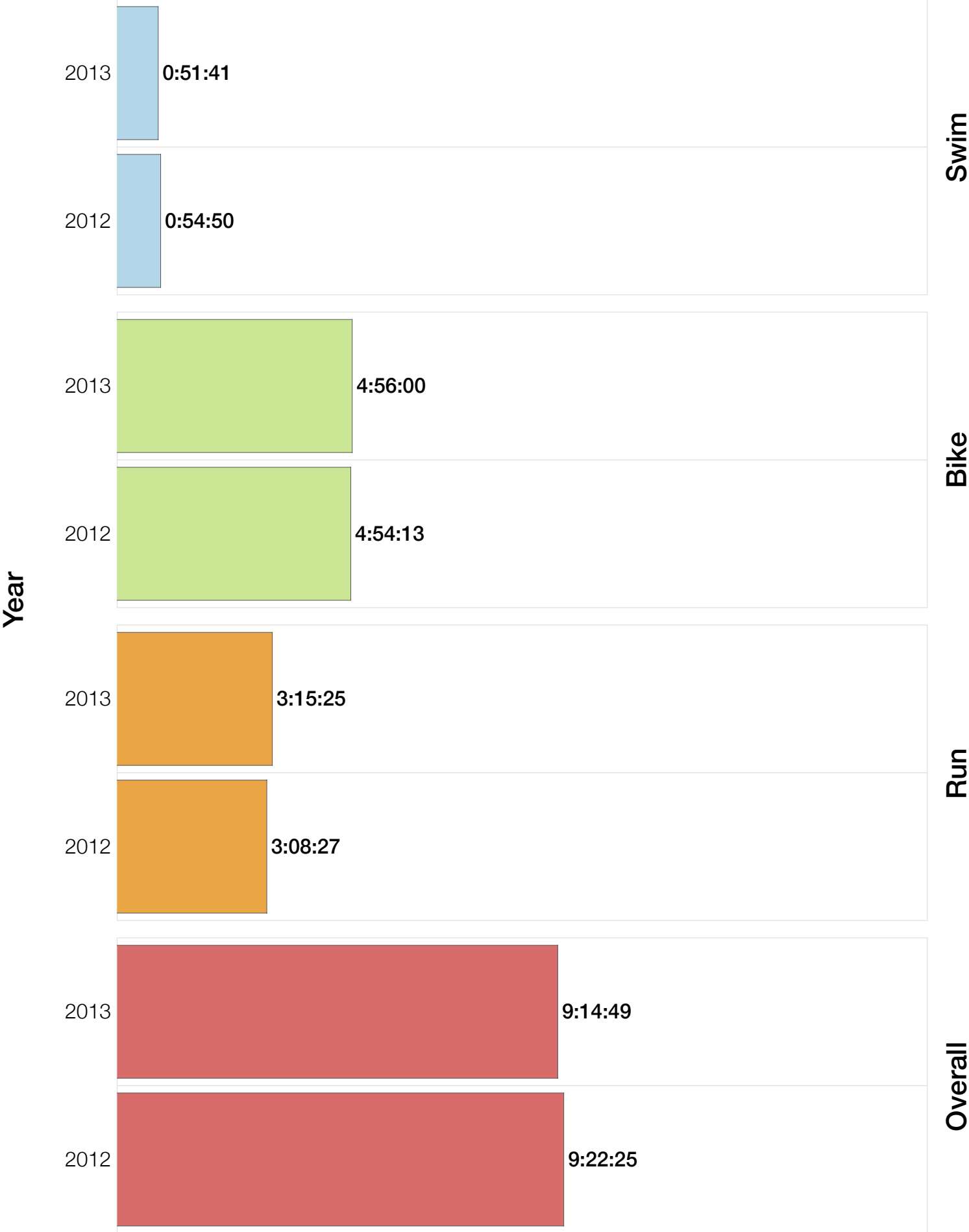
M25-29 Run



M25-29 Overall

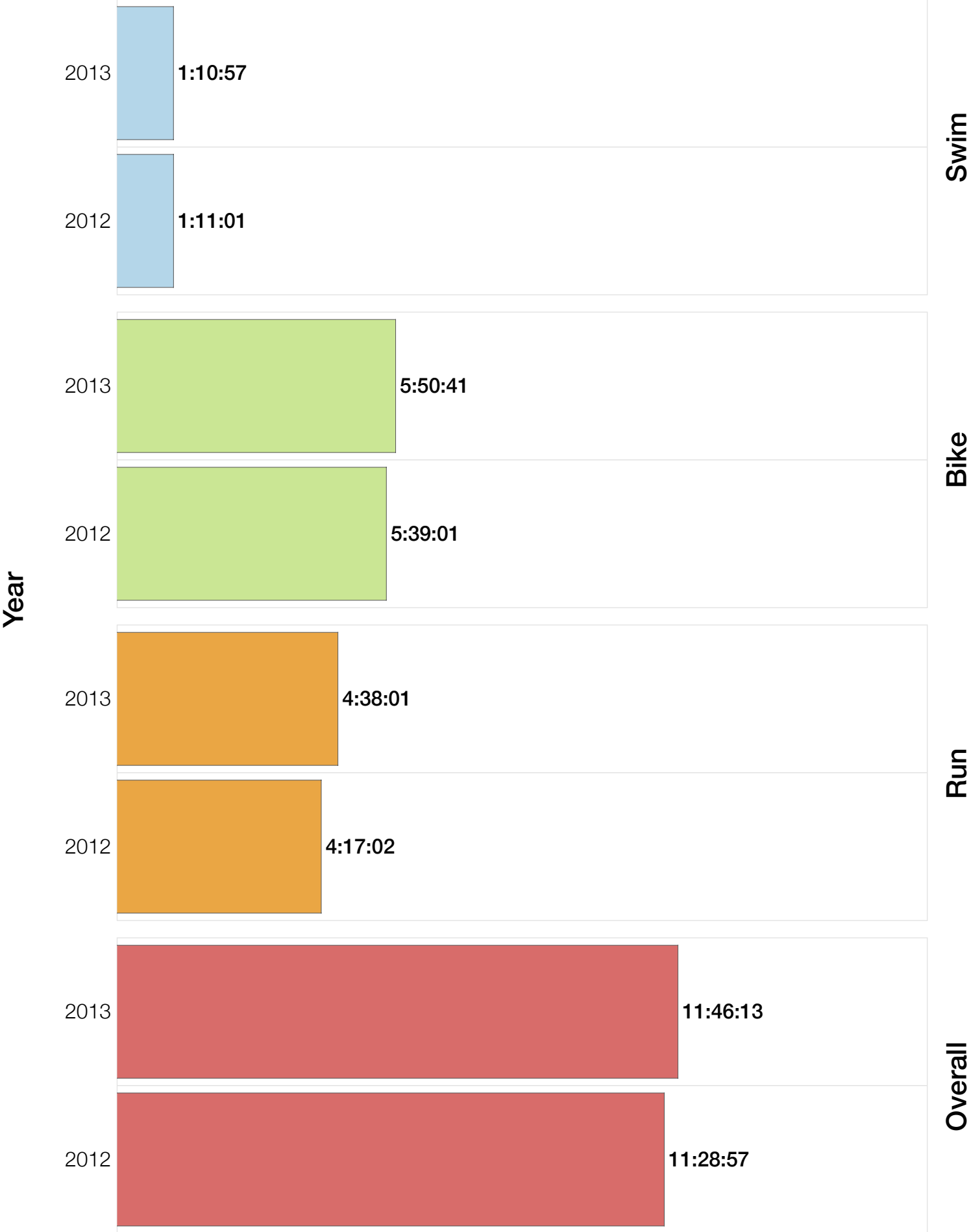


M25-29 Fastest Splits



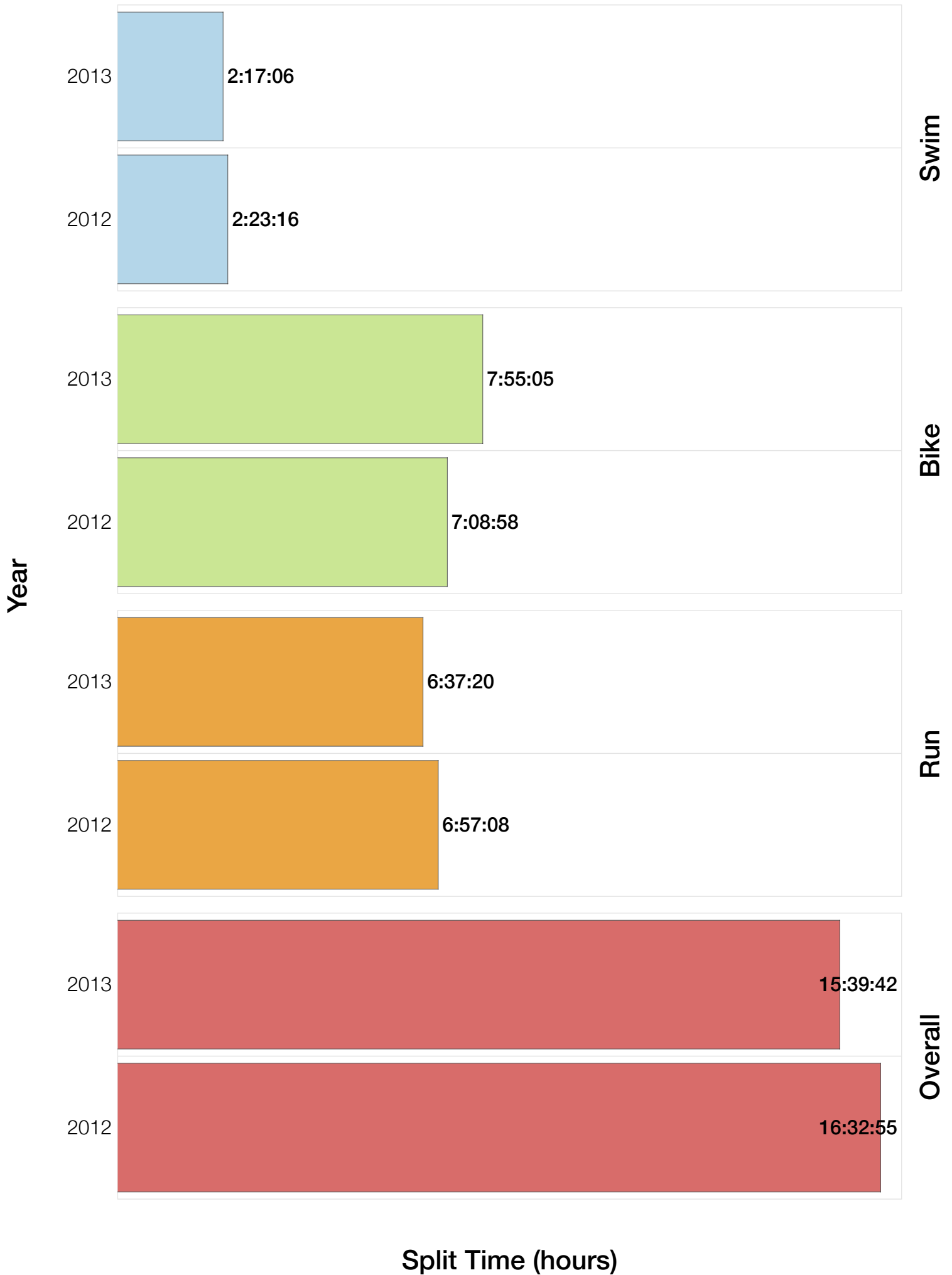
Split Time (hours)

M25-29 Median Splits



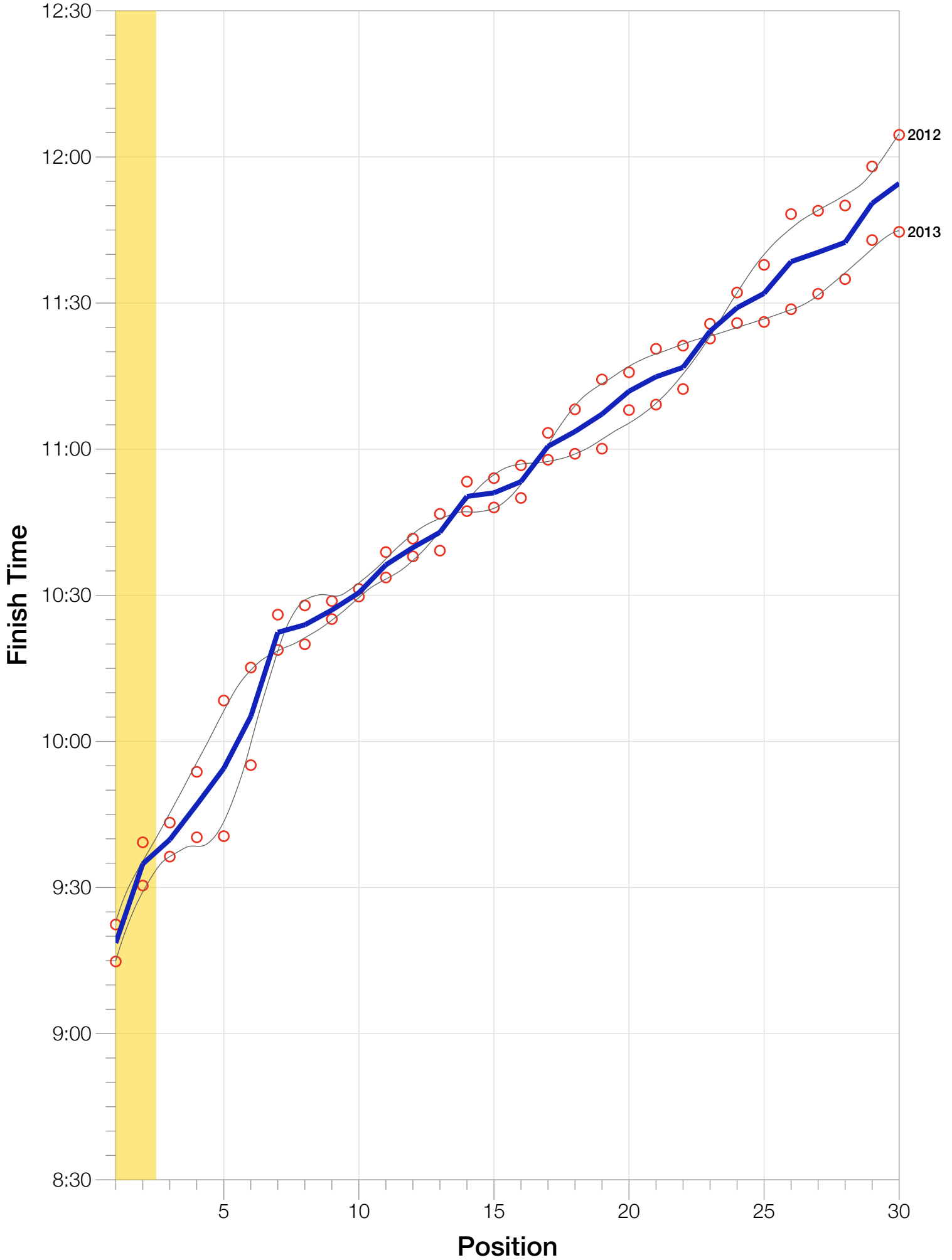
Split Time (hours)

M25-29 Slowest Splits



M25-29 Top 30 Finishing Splits

Estimated Kona Slot Average Finishing Time Finishing Time



M25-29 Top 10 and Kona Times and Splits

Summary Statistics

Position	Swim Time	Bike Time	Run Time	Overall Time
Average Male Winner	0:48:51	4:27:48	2:54:59	8:16:23
Average Female Winner	0:55:22	5:07:51	3:11:45	9:20:25
Average 1st Age Grouper	0:57:56	4:57:36	3:16:41	9:18:37
Average 2nd Age Grouper	0:56:39	5:03:58	3:29:07	9:34:51
Average 3rd Age Grouper	1:06:18	5:13:50	3:11:56	9:39:50
Average 4th Age Grouper	1:01:48	5:01:09	3:36:14	9:47:02
Average 5th Age Grouper	1:04:42	5:12:47	3:30:35	9:54:28
Average 6th Age Grouper	1:04:36	5:13:52	3:40:36	10:05:09
Average 7th Age Grouper	1:02:08	5:18:59	3:51:01	10:22:24
Average 8th Age Grouper	1:05:51	5:32:35	3:37:25	10:23:56
Average 9th Age Grouper	1:09:08	5:10:27	4:00:02	10:26:58
Average 10th Age Grouper	1:06:36	5:24:50	3:52:44	10:30:31
Kona Qualifier Average	0:57:30	5:00:47	3:22:54	9:26:44
Top 10 Age Grouper Average	1:03:56	5:13:00	3:36:38	10:00:22

Cairns 2013

Position	Swim Time	Bike Time	Run Time	Overall Time
Male Winner	0:49:47	4:21:52	3:01:32	8:17:43
Female Winner	0:54:13	5:10:23	3:09:38	9:19:51
1st Age Grouper	0:54:02	4:56:00	3:17:46	9:14:49
2nd Age Grouper	0:56:39	5:04:48	3:23:14	9:30:25
3rd Age Grouper	0:59:47	5:13:42	3:15:25	9:36:21
4th Age Grouper	1:00:45	5:08:05	3:24:34	9:40:19
5th Age Grouper	0:55:07	5:14:46	3:23:55	9:40:33
6th Age Grouper	1:06:05	5:04:29	3:38:49	9:55:08
7th Age Grouper	1:09:07	5:23:50	3:46:02	10:26:02
8th Age Grouper	1:02:02	5:25:44	3:51:53	10:27:55
9th Age Grouper	1:12:57	5:14:10	3:54:07	10:28:49
10th Age Grouper	1:00:35	5:27:50	3:58:01	10:31:19
Kona Qualifier Average	0:55:20	5:00:24	3:20:30	9:22:37
Top 10 Age Grouper Average	1:01:42	5:13:20	3:35:22	9:57:10

Cairns 2012

Position	Swim Time	Bike Time	Run Time	Overall Time
Male Winner	0:47:56	4:33:45	2:48:26	8:15:04
Female Winner	0:56:31	5:05:20	3:13:52	9:21:00
1st Age Grouper	1:01:51	4:59:12	3:15:36	9:22:25
2nd Age Grouper		5:03:09	3:35:00	9:39:17
3rd Age Grouper	1:12:50	5:13:59	3:08:27	9:43:19
4th Age Grouper	1:02:51	4:54:13	3:47:55	9:53:45
5th Age Grouper	1:14:17	5:10:48	3:37:16	10:08:24
6th Age Grouper	1:03:07	5:23:16	3:42:24	10:15:10
7th Age Grouper	0:55:09	5:14:08	3:56:01	10:18:47
8th Age Grouper	1:09:41	5:39:26	3:22:57	10:19:57
9th Age Grouper	1:05:20	5:06:44	4:05:58	10:25:07
10th Age Grouper	1:12:37	5:21:51	3:47:27	10:29:44
Kona Qualifier Average	1:01:51	5:01:10	3:25:18	9:30:51
Top 10 Age Grouper Average	1:06:24	5:12:40	3:37:54	10:03:35