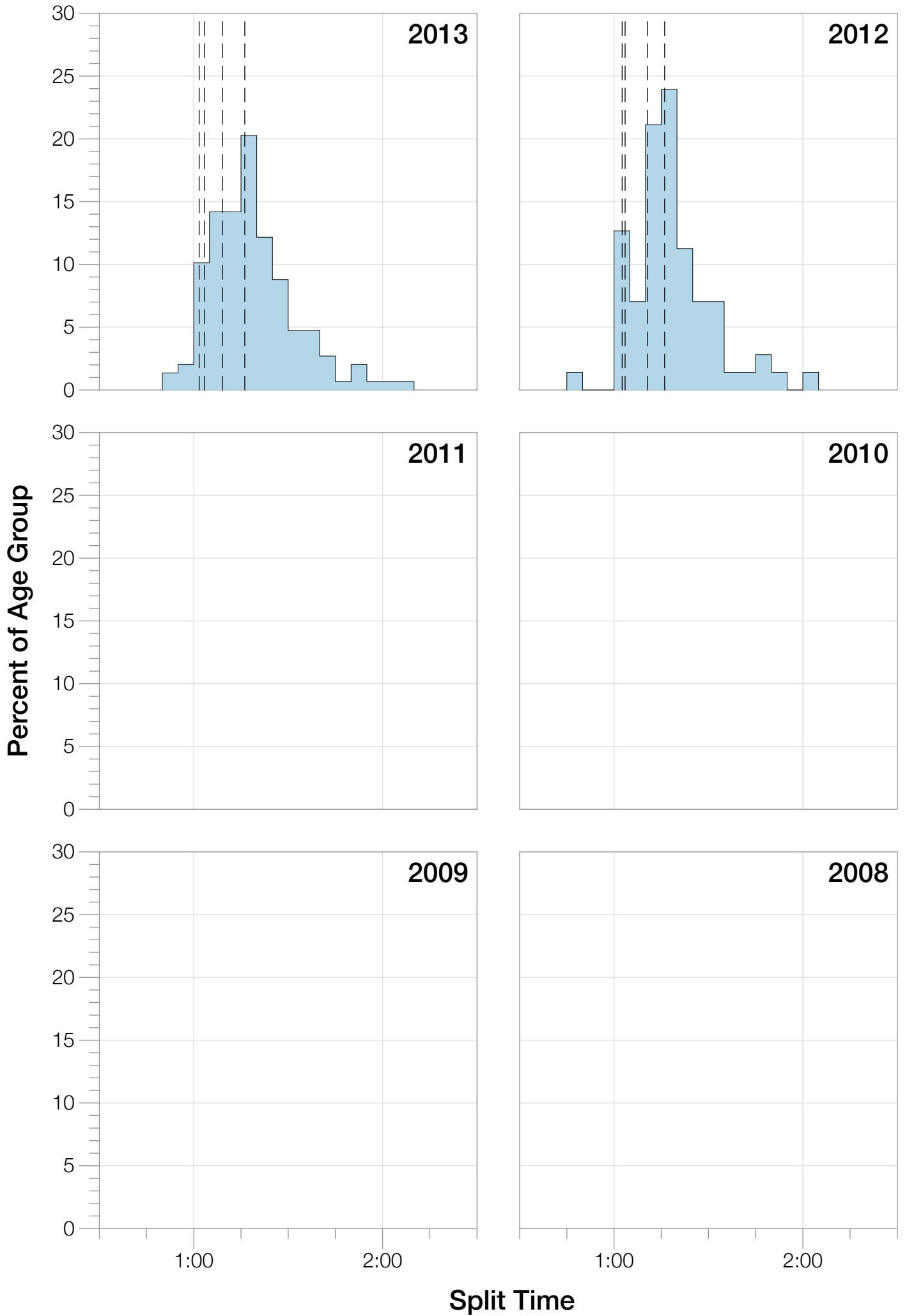


Ironman Cairns M45-49 Stats

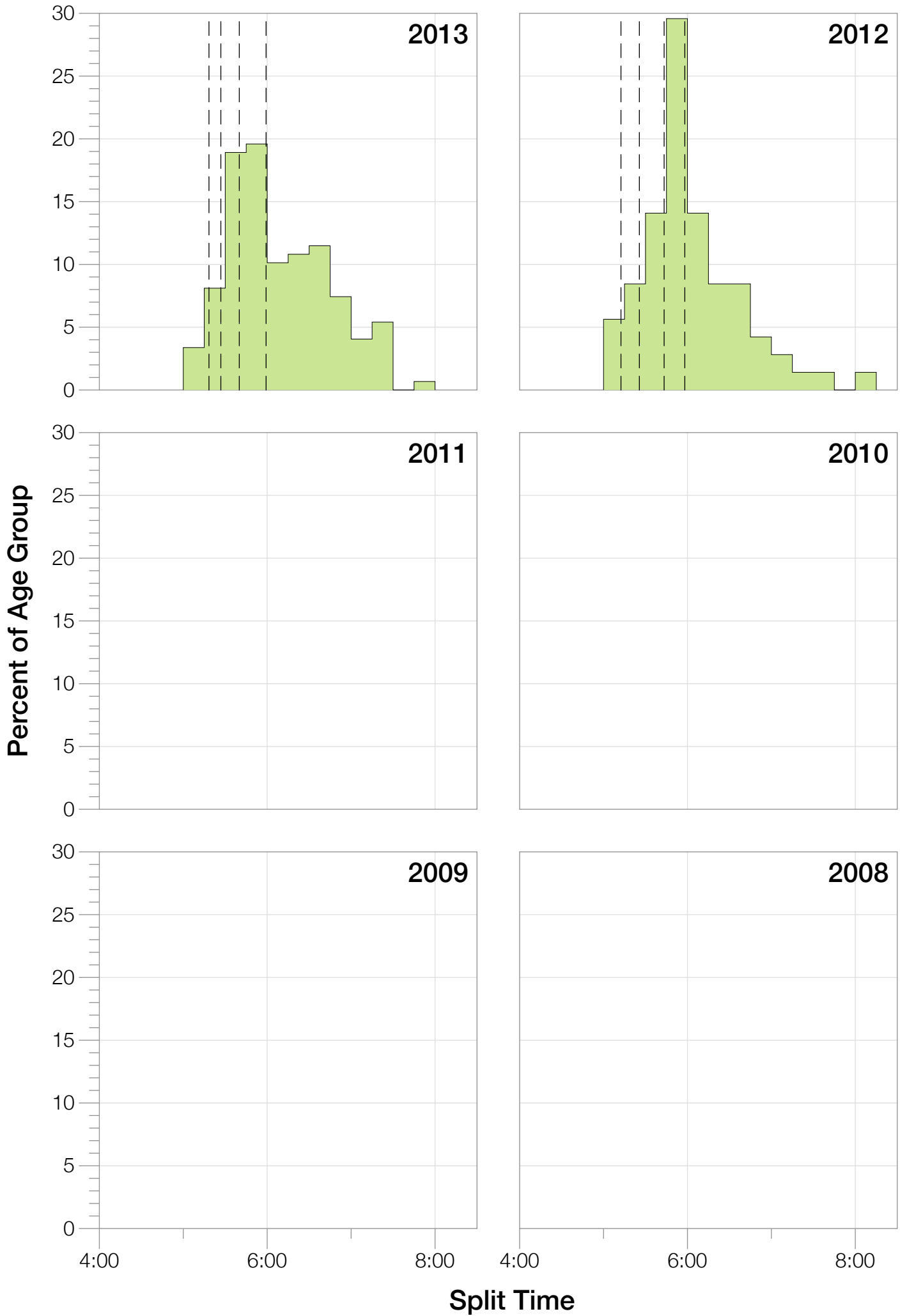
M45-49 Summary Statistics

Year	Finishers	M45-49 Finishers	Male Winner's Time	Female Winner's Time	M45-49 Winner's Time
2012	753	73	8:15:04	9:21:00	9:50:23
2013	1141	148	8:17:43	9:19:51	9:50:57
Average	947	111	8:16:23	9:20:25	9:50:40

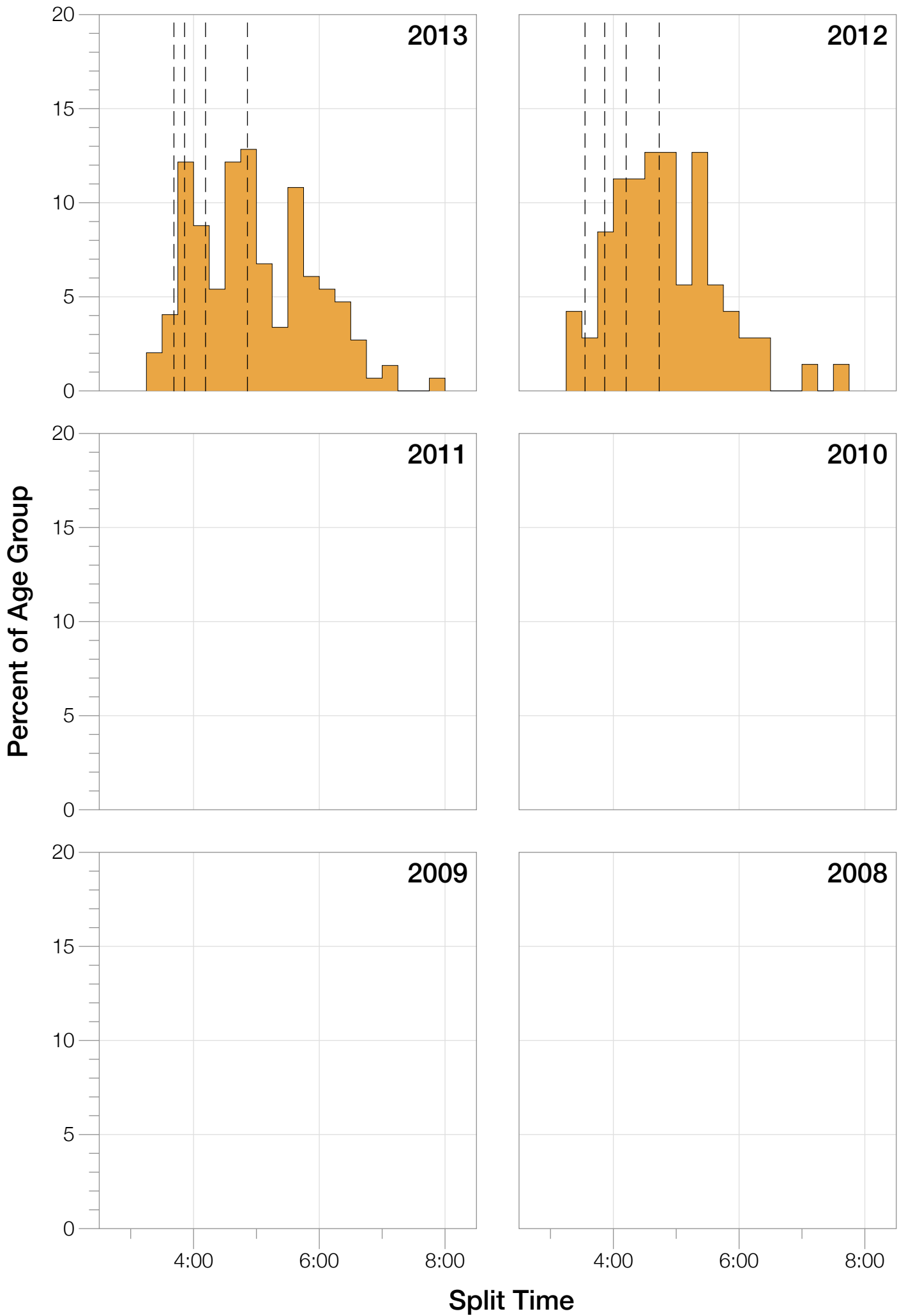
M45-49 Swim



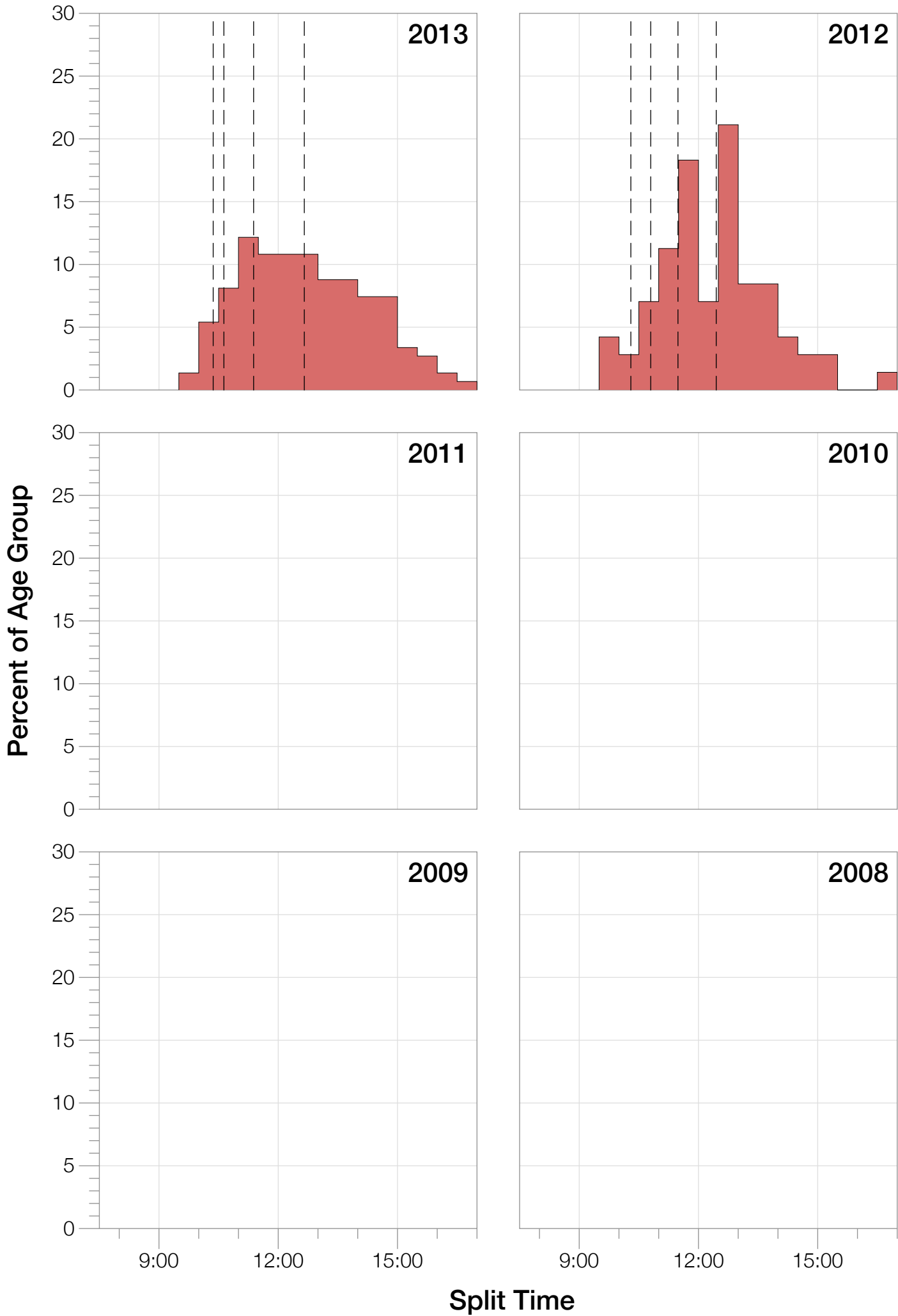
M45-49 Bike



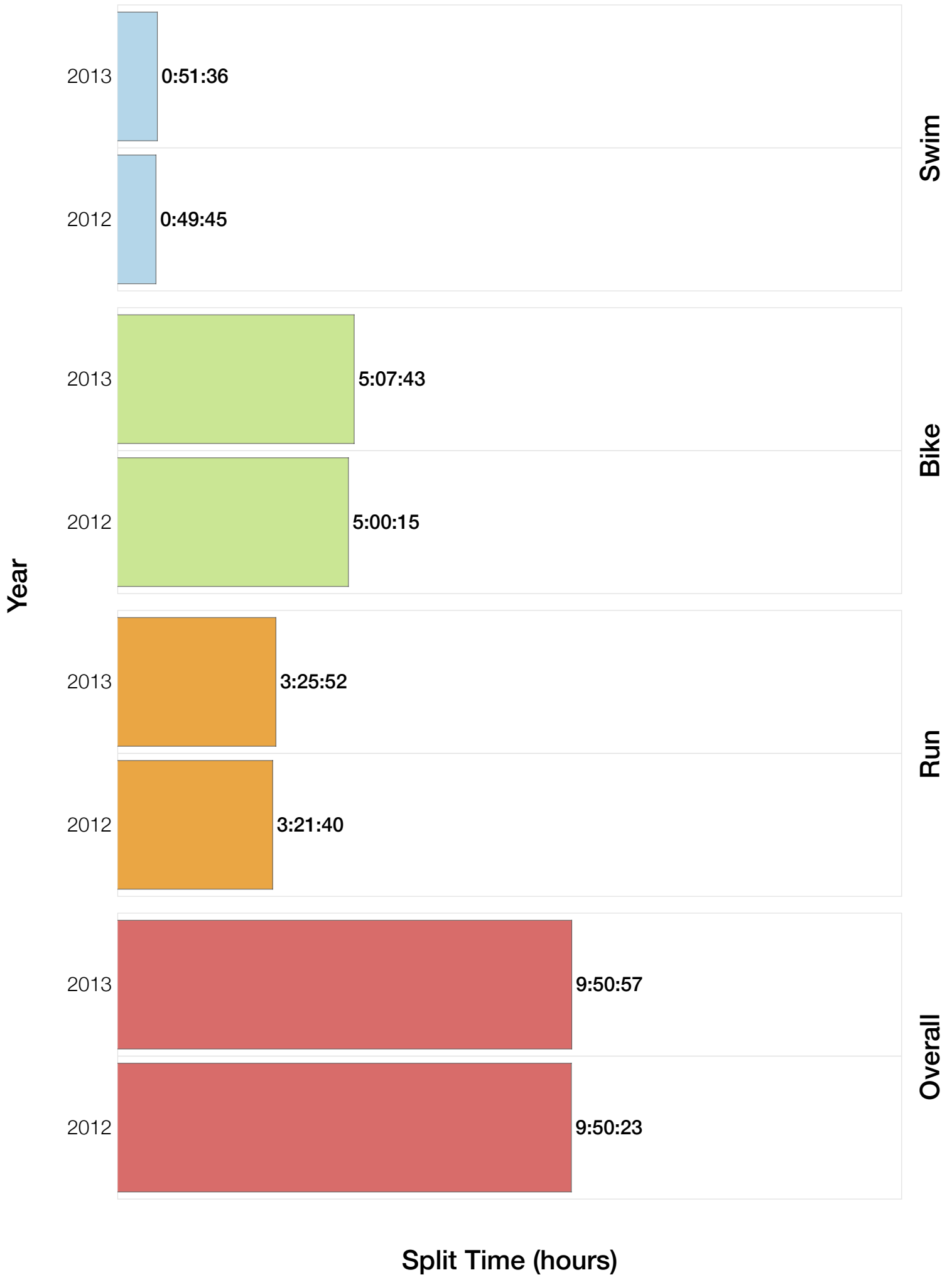
M45-49 Run



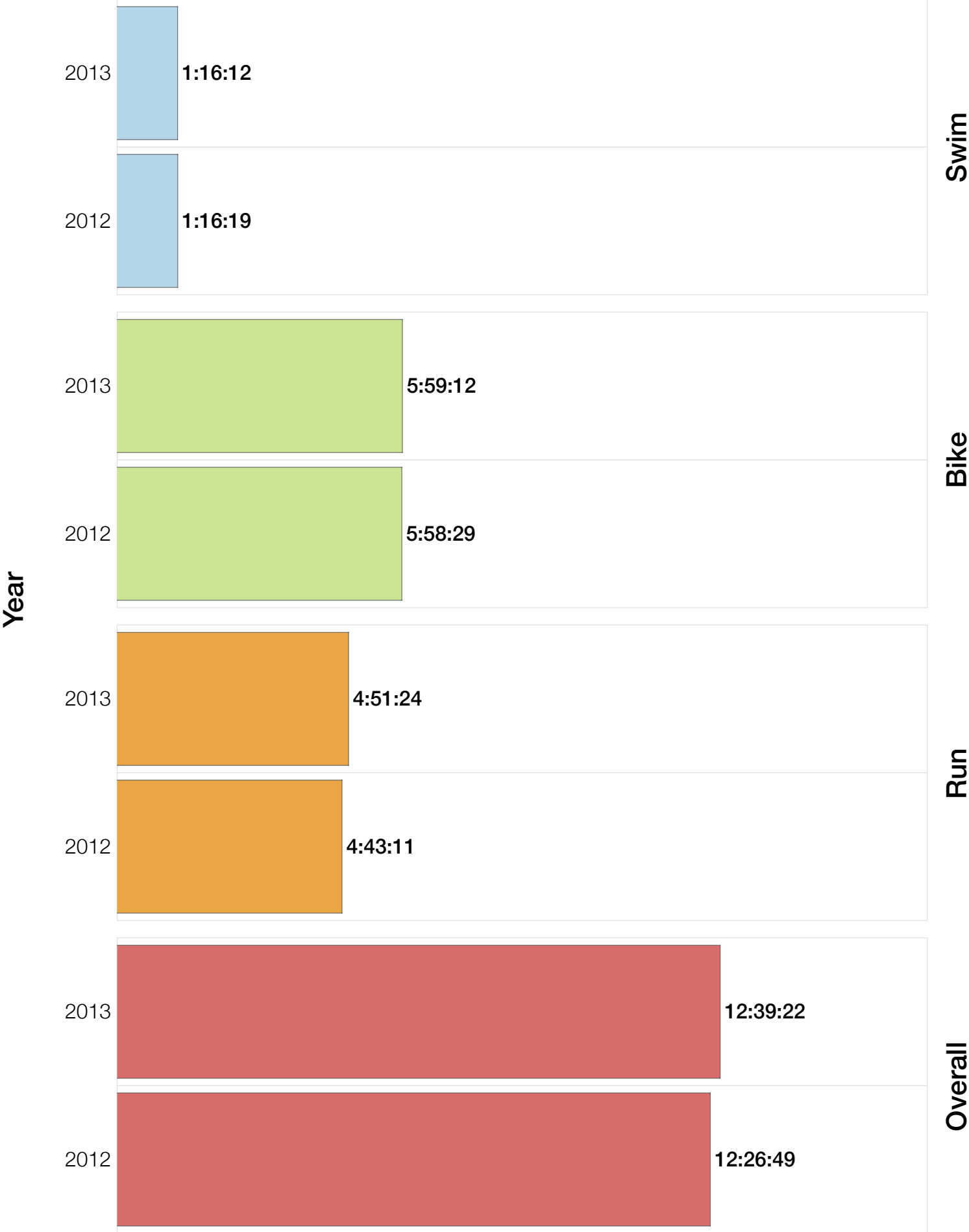
M45-49 Overall



M45-49 Fastest Splits

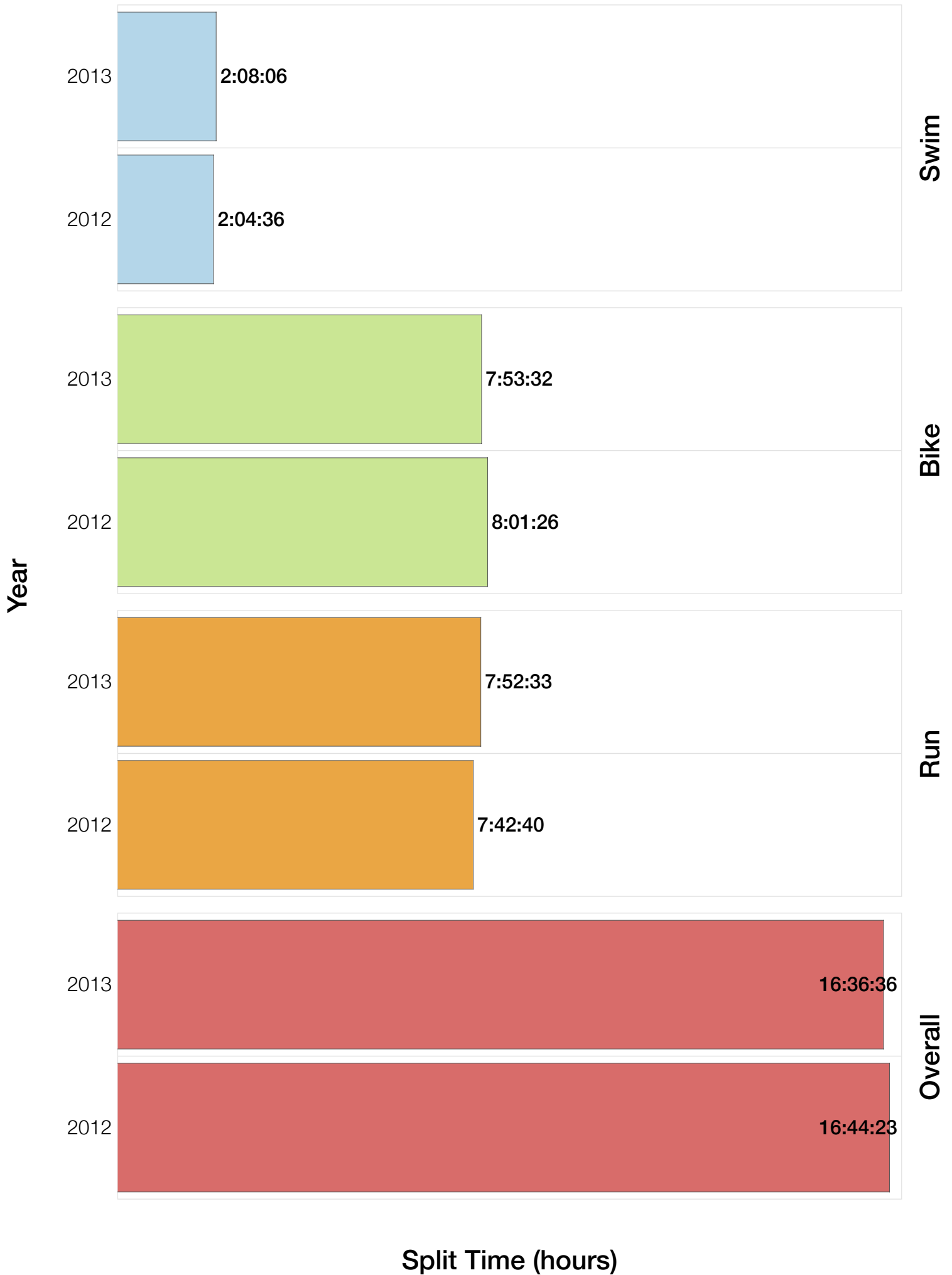


M45-49 Median Splits



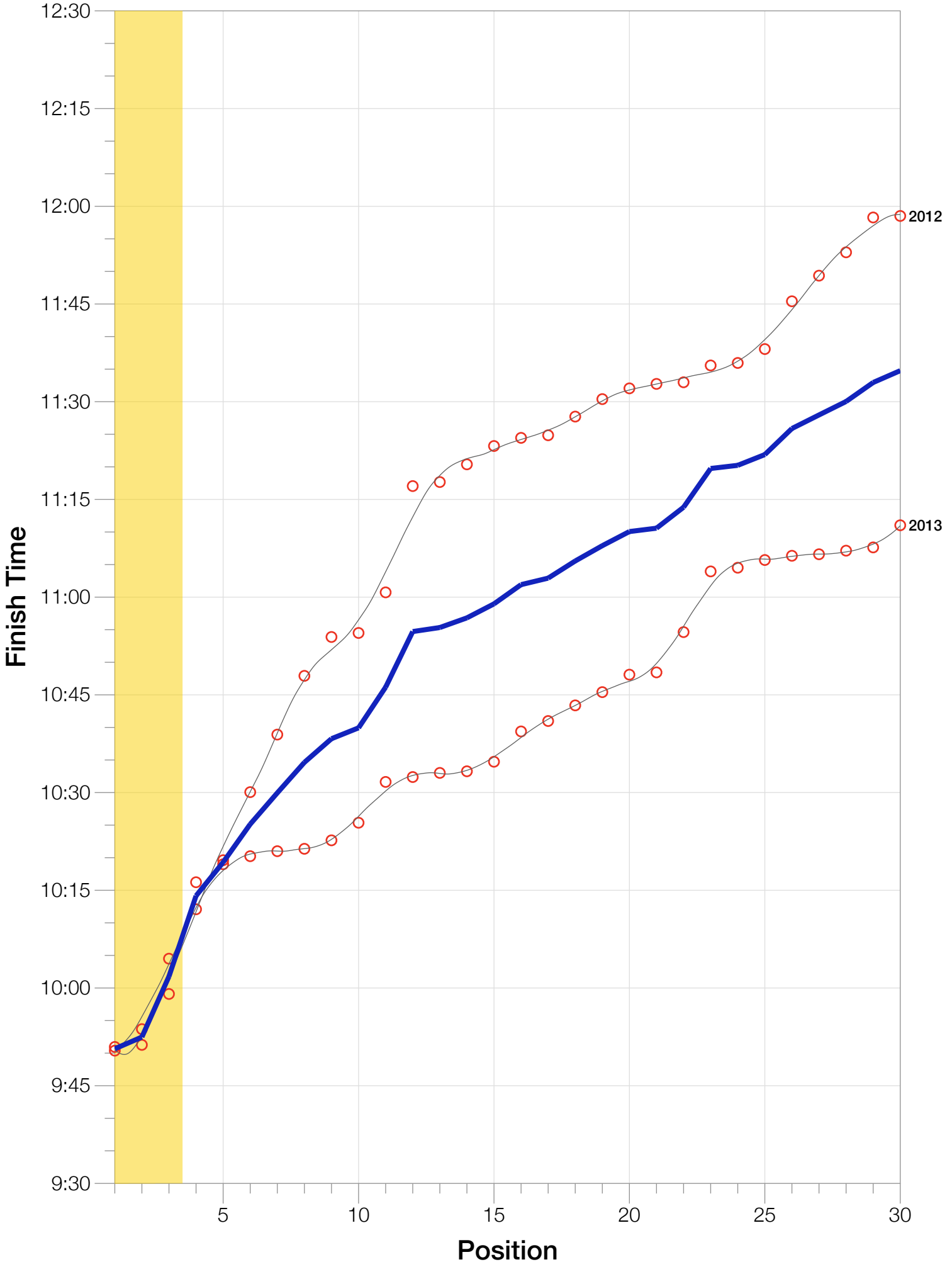
Split Time (hours)

M45-49 Slowest Splits



M45-49 Top 30 Finishing Splits

Estimated Kona Slot Average Finishing Time Finishing Time



M45-49 Top 10 and Kona Times and Splits

Summary Statistics

Position	Swim Time	Bike Time	Run Time	Overall Time
Average Male Winner	0:48:51	4:27:48	2:54:59	8:16:23
Average Female Winner	0:55:22	5:07:51	3:11:45	9:20:25
Average 1st Age Grouper	1:03:27	5:10:17	3:29:15	9:50:40
Average 2nd Age Grouper	1:07:35	5:06:47	3:28:27	9:52:28
Average 3rd Age Grouper	0:57:28	5:22:16	3:34:29	10:01:47
Average 4th Age Grouper	0:53:29	5:29:46	3:43:32	10:14:09
Average 5th Age Grouper	1:09:12	5:22:19	3:36:42	10:19:18
Average 6th Age Grouper	1:08:30	5:25:12	3:42:52	10:25:09
Average 7th Age Grouper	1:20:16	5:17:05	3:45:14	10:29:57
Average 8th Age Grouper	1:09:19	5:35:13	3:37:42	10:34:38
Average 9th Age Grouper	1:08:57	5:11:50	4:05:42	10:38:16
Average 10th Age Grouper	1:09:17	5:17:16	4:04:40	10:39:56
Kona Qualifier Average	1:02:50	5:13:07	3:30:44	9:54:58
Top 10 Age Grouper Average	1:06:45	5:19:48	3:42:51	10:18:38

Cairns 2013

Position	Swim Time	Bike Time	Run Time	Overall Time
Male Winner	0:49:47	4:21:52	3:01:32	8:17:43
Female Winner	0:54:13	5:10:23	3:09:38	9:19:51
1st Age Grouper	1:03:36	5:10:49	3:29:51	9:50:57
2nd Age Grouper	1:06:41	5:13:20	3:25:52	9:53:41
3rd Age Grouper	0:51:36	5:18:56	3:46:00	10:04:30
4th Age Grouper	0:57:14	5:40:12	3:27:24	10:12:05
5th Age Grouper	1:05:56	5:11:13	3:51:45	10:19:00
6th Age Grouper	1:13:29	5:24:04	3:33:58	10:20:14
7th Age Grouper	1:15:41	5:18:03	3:39:33	10:21:00
8th Age Grouper	1:01:55	5:26:21	3:40:33	10:21:22
9th Age Grouper	1:07:46	5:14:56	3:49:56	10:22:40
10th Age Grouper	1:12:50	5:07:43	3:58:22	10:25:22
Kona Qualifier Average	1:00:37	5:14:21	3:33:54	9:56:22
Top 10 Age Grouper Average	1:05:40	5:18:33	3:40:19	10:13:05

Cairns 2012

Position	Swim Time	Bike Time	Run Time	Overall Time
Male Winner	0:47:56	4:33:45	2:48:26	8:15:04
Female Winner	0:56:31	5:05:20	3:13:52	9:21:00
1st Age Grouper	1:03:19	5:09:46	3:28:40	9:50:23
2nd Age Grouper	1:08:30	5:00:15	3:31:03	9:51:16
3rd Age Grouper	1:03:21	5:25:37	3:22:58	9:59:05
4th Age Grouper	0:49:45	5:19:21	3:59:41	10:16:14
5th Age Grouper	1:12:28	5:33:25	3:21:40	10:19:37
6th Age Grouper	1:03:31	5:26:21	3:51:46	10:30:04
7th Age Grouper	1:24:52	5:16:07	3:50:56	10:38:54
8th Age Grouper	1:16:43	5:44:06	3:34:52	10:47:55
9th Age Grouper	1:10:08	5:08:44	4:21:29	10:53:53
10th Age Grouper	1:05:44	5:26:50	4:10:58	10:54:30
Kona Qualifier Average	1:05:03	5:11:52	3:27:33	9:53:34
Top 10 Age Grouper Average	1:07:50	5:21:03	3:45:24	10:24:11