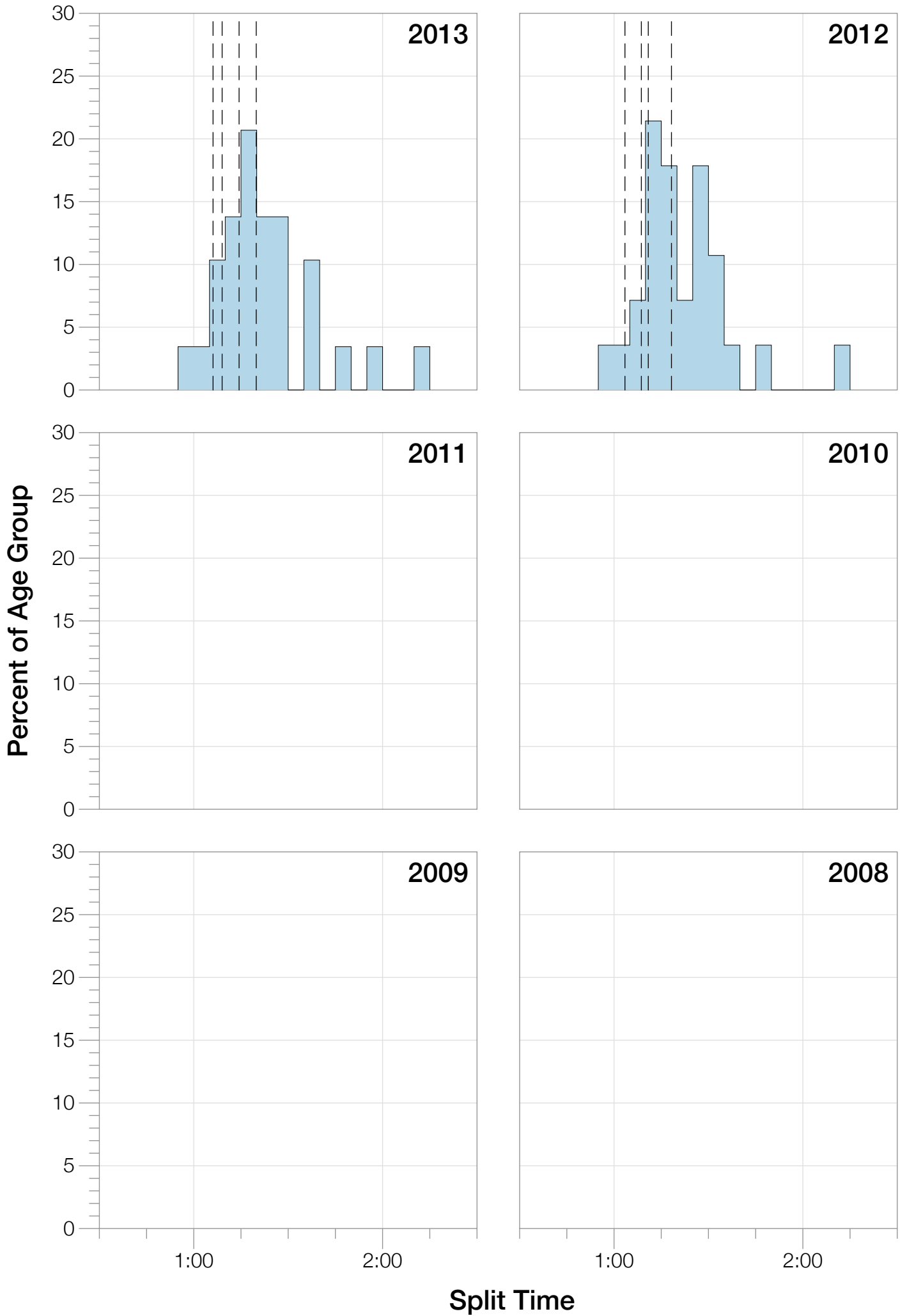


Ironman Cairns M55-59 Stats

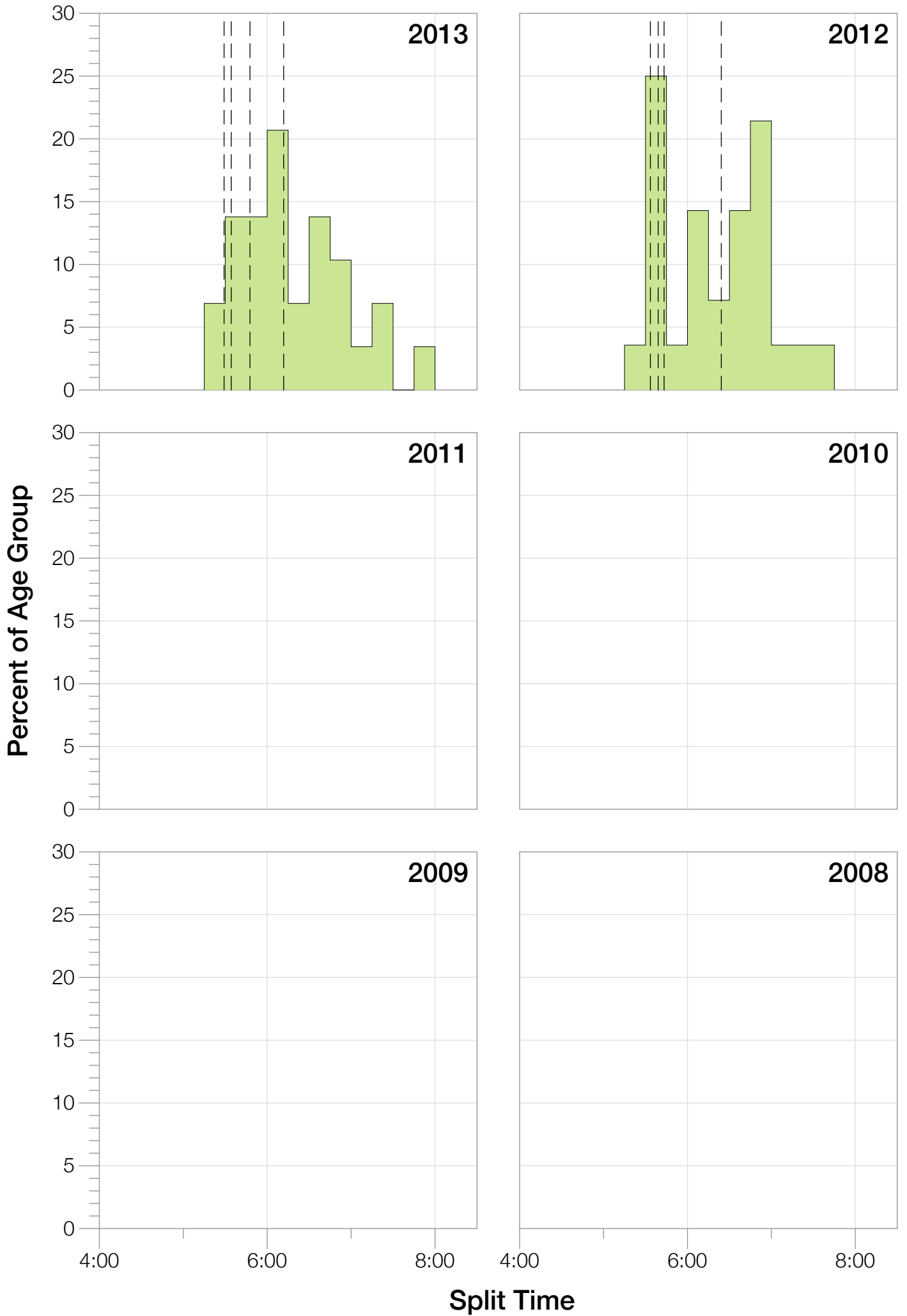
M55-59 Summary Statistics

Year	Finishers	M55-59 Finishers	Male Winner's Time	Female Winner's Time	M55-59 Winner's Time
2012	753	28	8:15:04	9:21:00	10:40:54
2013	1141	29	8:17:43	9:19:51	10:42:41
Average	947	29	8:16:23	9:20:25	10:41:47

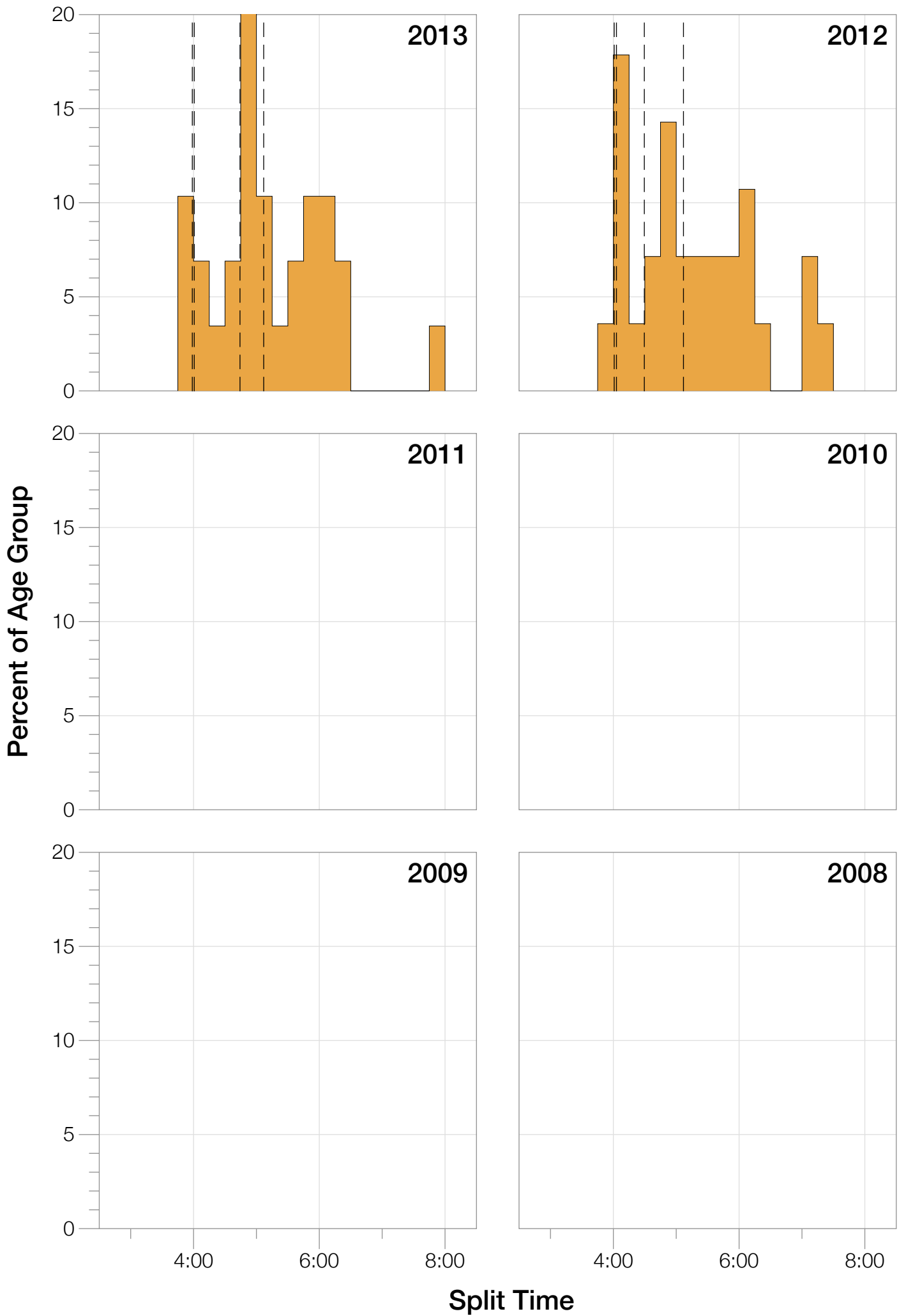
M55-59 Swim



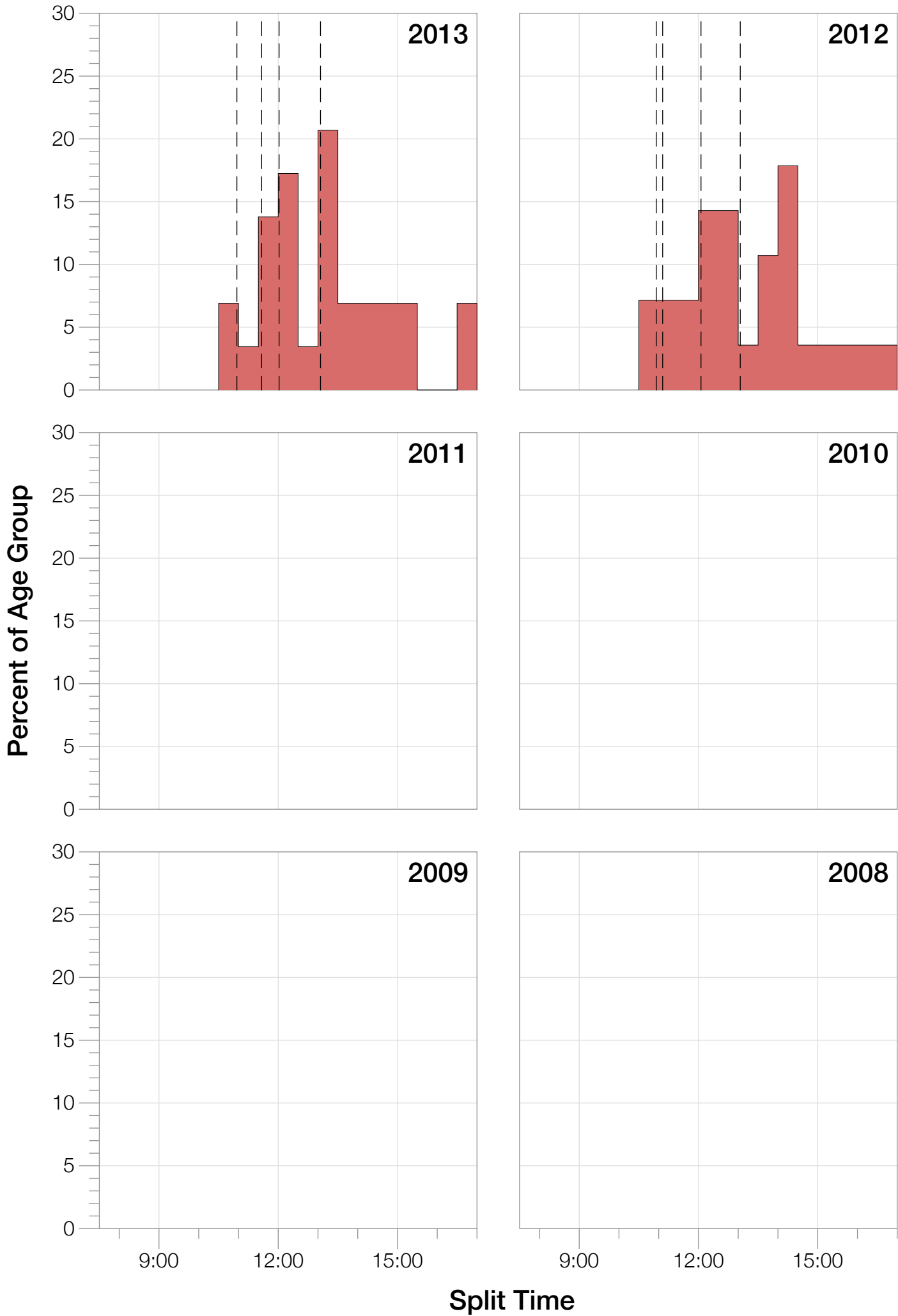
M55-59 Bike



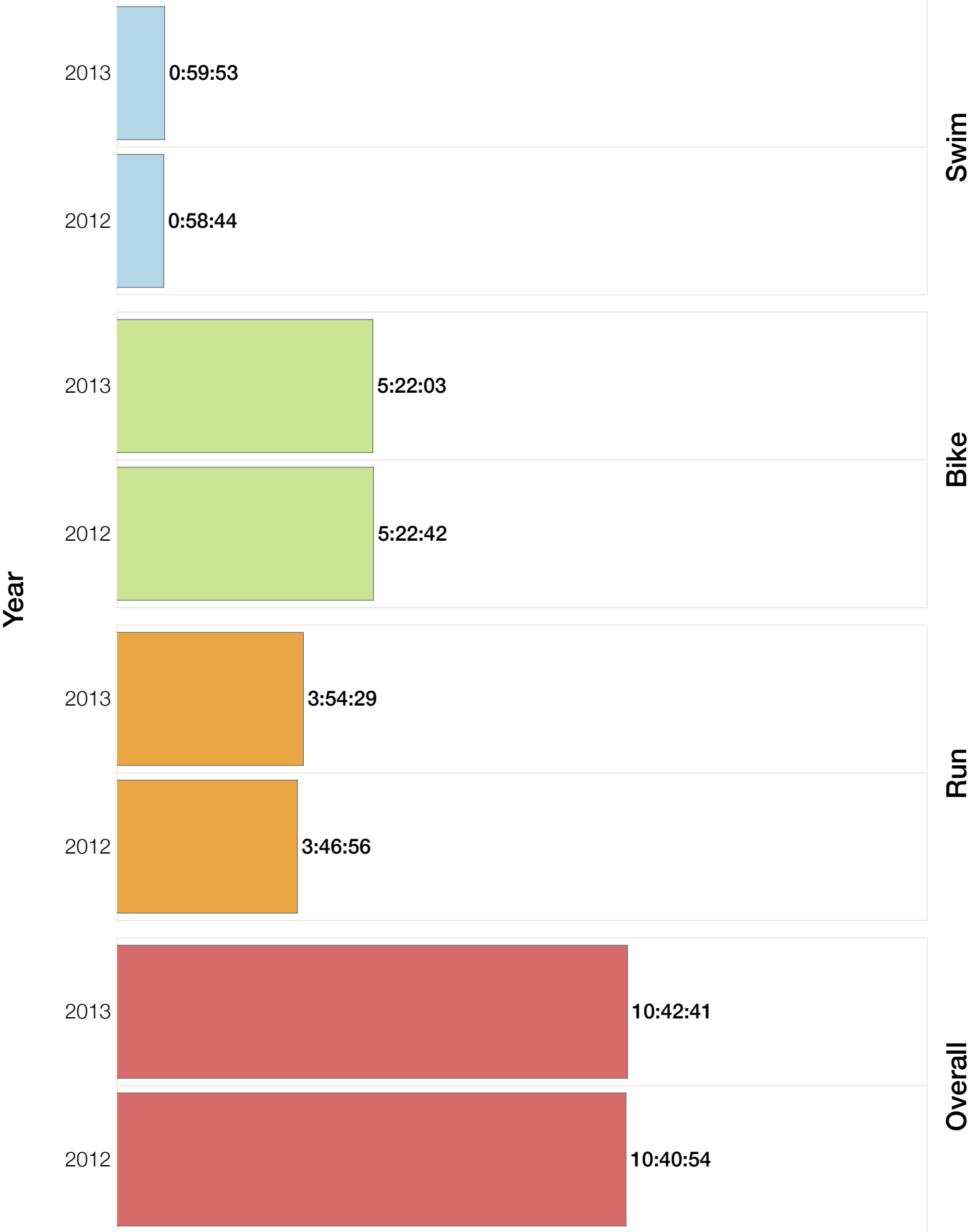
M55-59 Run



M55-59 Overall

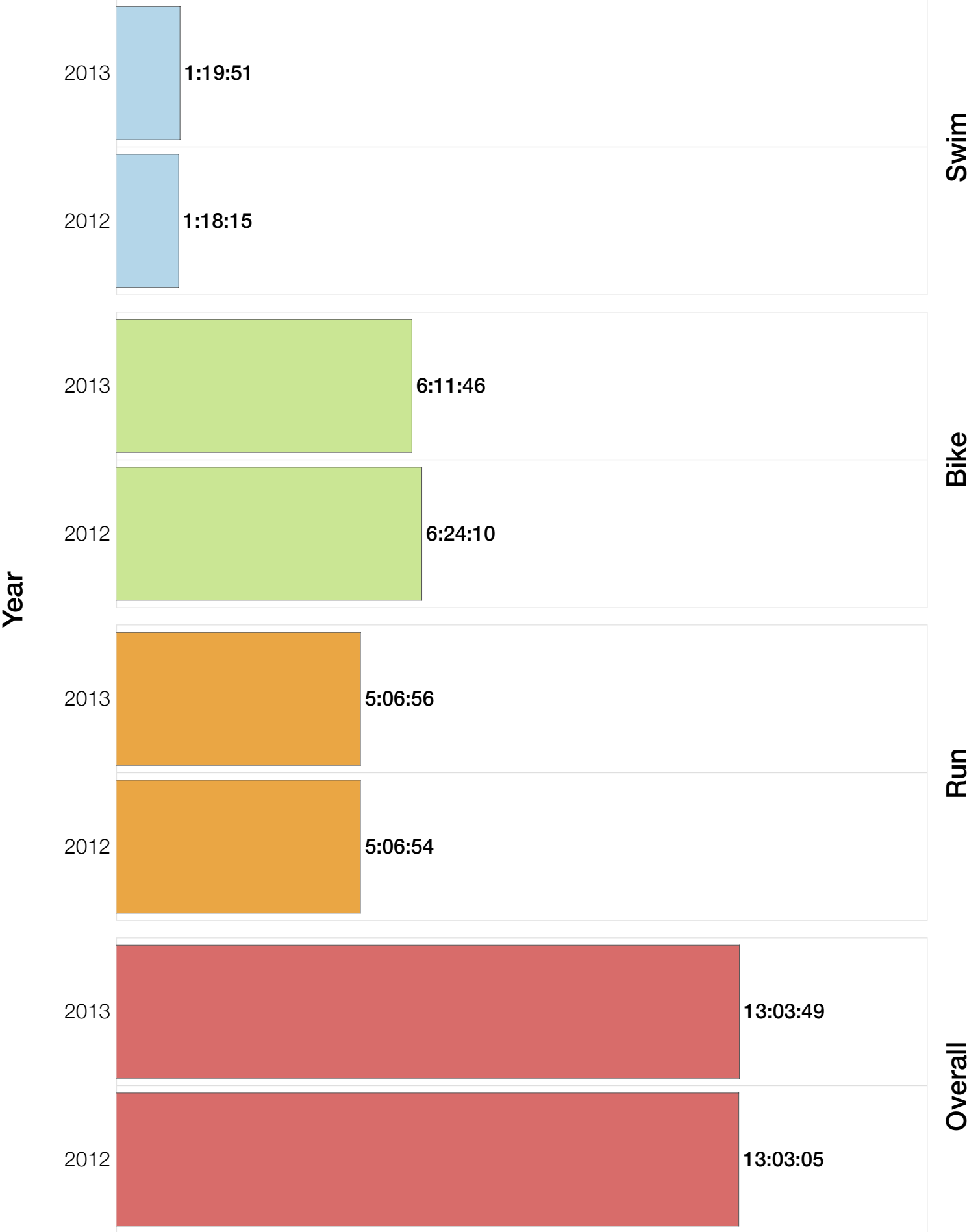


M55-59 Fastest Splits



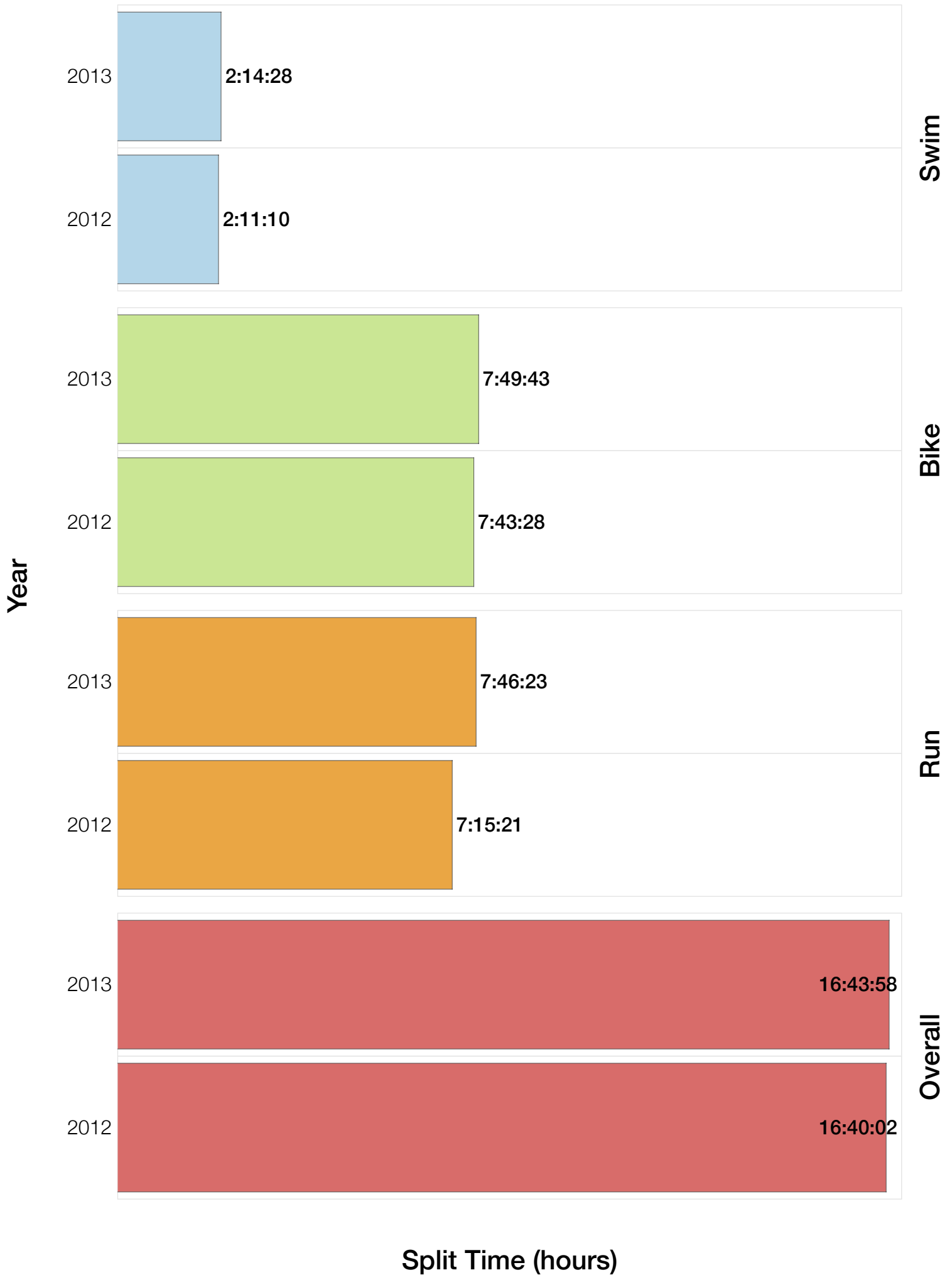
Split Time (hours)

M55-59 Median Splits

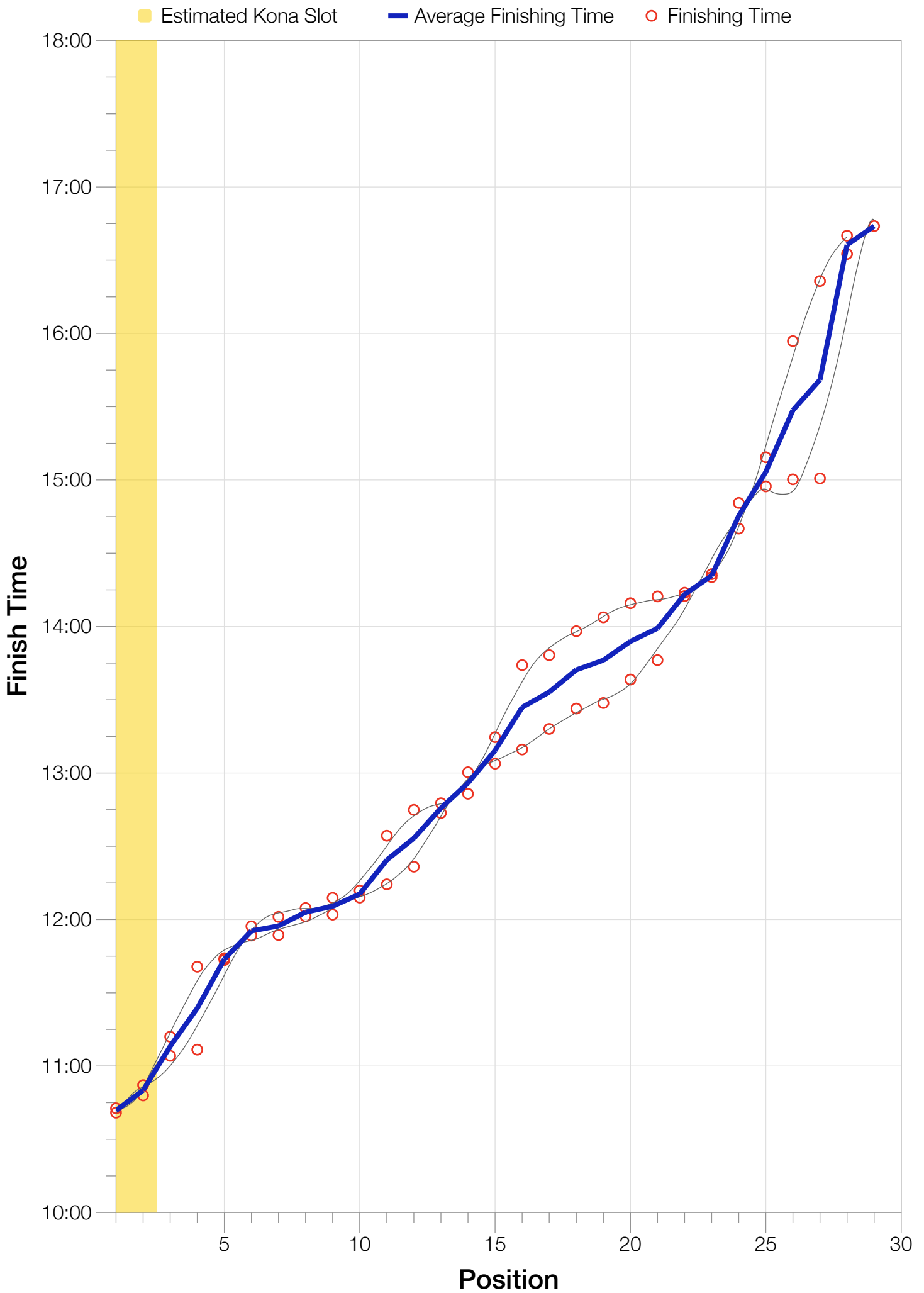


Split Time (hours)

M55-59 Slowest Splits



M55-59 Top 30 Finishing Splits



M55-59 Top 10 and Kona Times and Splits

Summary Statistics

Position	Swim Time	Bike Time	Run Time	Overall Time
Average Male Winner	0:48:51	4:27:48	2:54:59	8:16:23
Average Female Winner	0:55:22	5:07:51	3:11:45	9:20:25
Average 1st Age Grouper	1:07:14	5:29:12	3:53:53	10:41:47
Average 2nd Age Grouper	1:13:23	5:27:00	3:59:39	10:50:04
Average 3rd Age Grouper	1:16:06	5:39:06	4:00:13	11:08:06
Average 4th Age Grouper	1:12:49	5:58:04	4:02:46	11:23:41
Average 5th Age Grouper	1:12:32	5:31:27	4:47:47	11:43:46
Average 6th Age Grouper	1:13:16	5:40:03	4:52:08	11:55:20
Average 7th Age Grouper	1:13:35	5:55:32	4:32:06	11:57:22
Average 8th Age Grouper	0:59:18	5:55:56	4:54:05	12:03:00
Average 9th Age Grouper	1:17:23	5:54:45	4:41:05	12:05:26
Average 10th Age Grouper	1:30:21	6:19:26	4:07:04	12:10:26
Kona Qualifier Average	1:10:18	5:28:06	3:56:46	10:45:55
Top 10 Age Grouper Average	1:13:35	5:47:03	4:23:04	11:35:54

Cairns 2013

Position	Swim Time	Bike Time	Run Time	Overall Time
Male Winner	0:49:47	4:21:52	3:01:32	8:17:43
Female Winner	0:54:13	5:10:23	3:09:38	9:19:51
1st Age Grouper	1:04:26	5:27:44	4:00:51	10:42:41
2nd Age Grouper	1:08:40	5:31:18	3:58:07	10:47:57
3rd Age Grouper	1:21:15	5:37:29	3:59:51	11:12:01
4th Age Grouper	1:19:51	6:15:02	3:54:29	11:40:40
5th Age Grouper	1:14:24	5:22:03	4:58:05	11:44:08
6th Age Grouper	1:16:37	5:40:54	4:47:13	11:53:27
7th Age Grouper	1:09:10	5:47:40	4:47:00	11:53:40
8th Age Grouper	0:59:53	5:53:28	4:57:12	12:01:18
9th Age Grouper	1:16:35	6:05:31	4:26:57	12:02:01
10th Age Grouper	1:26:32	6:17:56	4:10:26	12:11:53
Kona Qualifier Average	1:06:33	5:29:31	3:59:29	10:45:19
Top 10 Age Grouper Average	1:13:44	5:47:54	4:24:01	11:36:58

Cairns 2012

Position	Swim Time	Bike Time	Run Time	Overall Time
Male Winner	0:47:56	4:33:45	2:48:26	8:15:04
Female Winner	0:56:31	5:05:20	3:13:52	9:21:00
1st Age Grouper	1:10:02	5:30:40	3:46:56	10:40:54
2nd Age Grouper	1:18:07	5:22:42	4:01:12	10:52:11
3rd Age Grouper	1:10:57	5:40:43	4:00:35	11:04:12
4th Age Grouper	1:05:48	5:41:06	4:11:03	11:06:43
5th Age Grouper	1:10:40	5:40:52	4:37:29	11:43:24
6th Age Grouper	1:09:55	5:39:12	4:57:03	11:57:13
7th Age Grouper	1:18:01	6:03:24	4:17:13	12:01:05
8th Age Grouper	0:58:44	5:58:24	4:50:58	12:04:42
9th Age Grouper	1:18:12	5:44:00	4:55:13	12:08:52
10th Age Grouper	1:34:10	6:20:56	4:03:43	12:08:59
Kona Qualifier Average	1:14:04	5:26:41	3:54:04	10:46:32
Top 10 Age Grouper Average	1:13:27	5:46:11	4:22:08	11:34:49