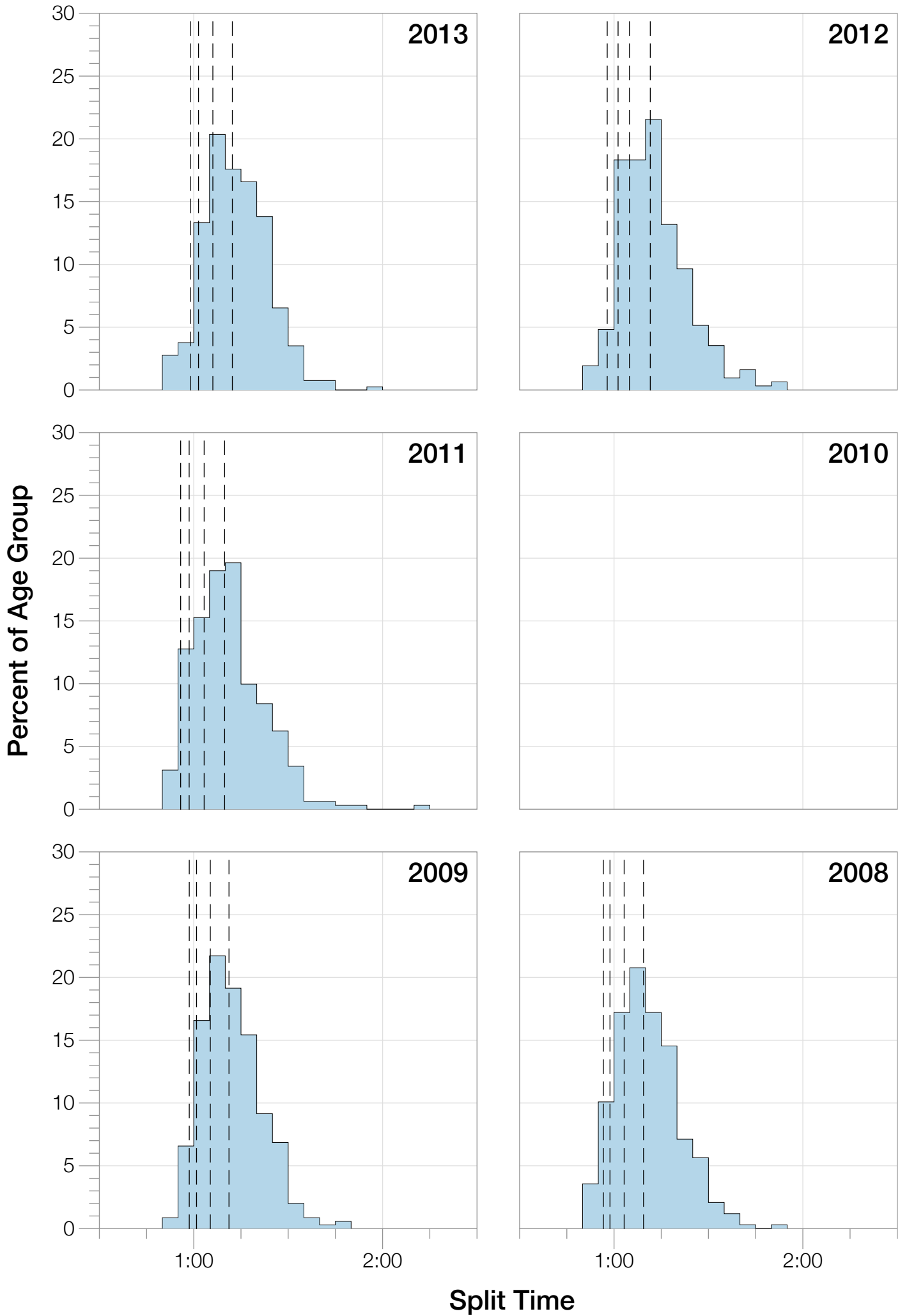


Ironman France M30-34 Stats

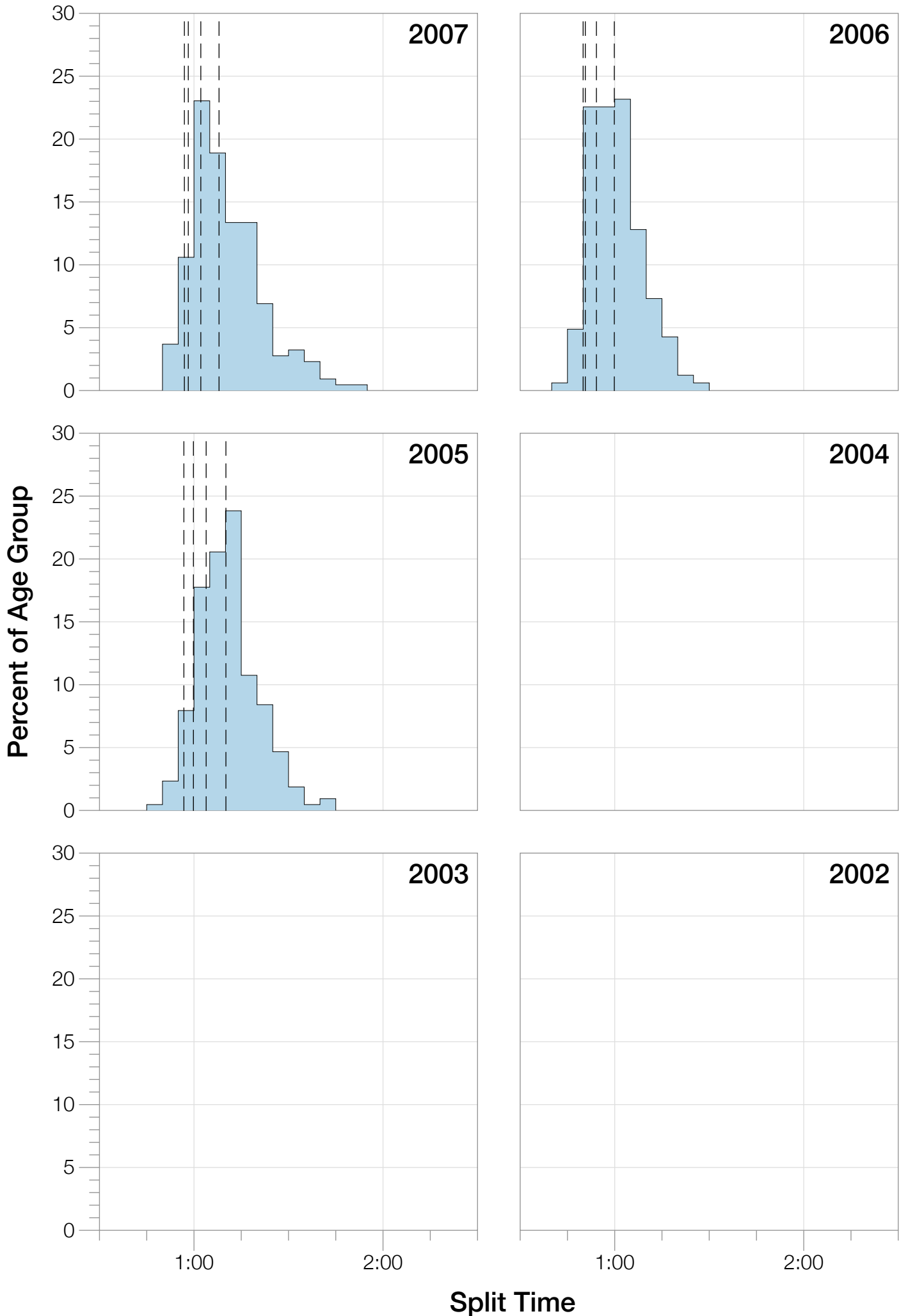
M30-34 Summary Statistics

| Year | Finishers | M30-34 Finishers | Male Winner's Time | Female Winner's Time | M30-34 Winner's Time |
|----------------|------------------|-------------------------|---------------------------|-----------------------------|-----------------------------|
| 2005 | 1103 | 216 | 8:49:06 | 10:12:29 | 9:47:36 |
| 2006 | 857 | 168 | 8:33:55 | 9:56:31 | 9:13:52 |
| 2007 | 1249 | 218 | 8:38:45 | 9:49:11 | 8:46:30 |
| 2008 | 1952 | 337 | 8:34:18 | 9:35:29 | 9:12:34 |
| 2009 | 2325 | 353 | 8:30:06 | 9:30:29 | 9:19:11 |
| 2011 | 2066 | 367 | 8:28:30 | 9:34:31 | 9:27:27 |
| 2012 | 2052 | 312 | 8:21:51 | 9:16:05 | 9:24:12 |
| 2013 | 2372 | 408 | 8:08:59 | 9:12:54 | 9:09:21 |
| Average | 1747 | 297 | 8:30:41 | 9:38:27 | 8:15:38 |

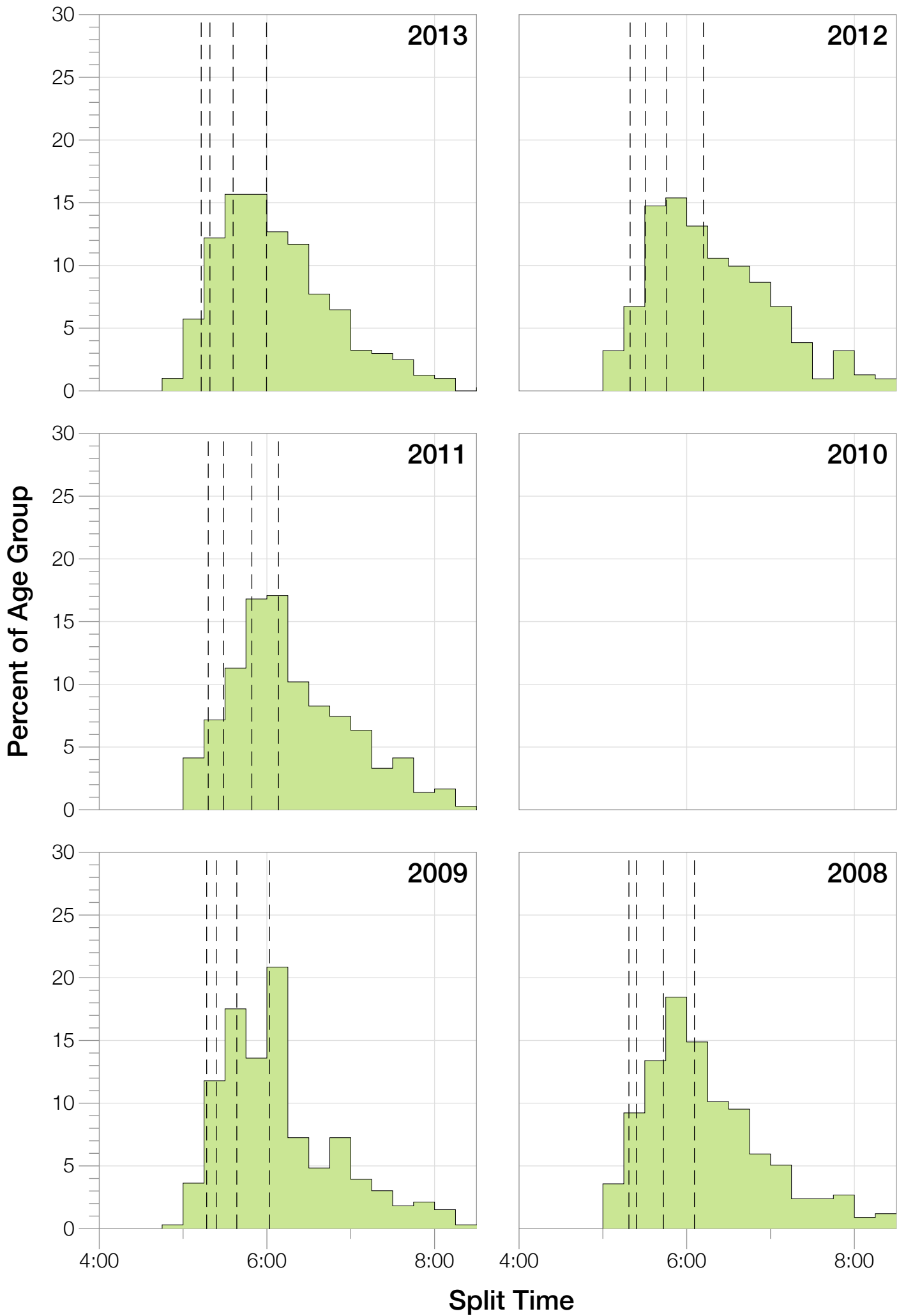
M30-34 Swim



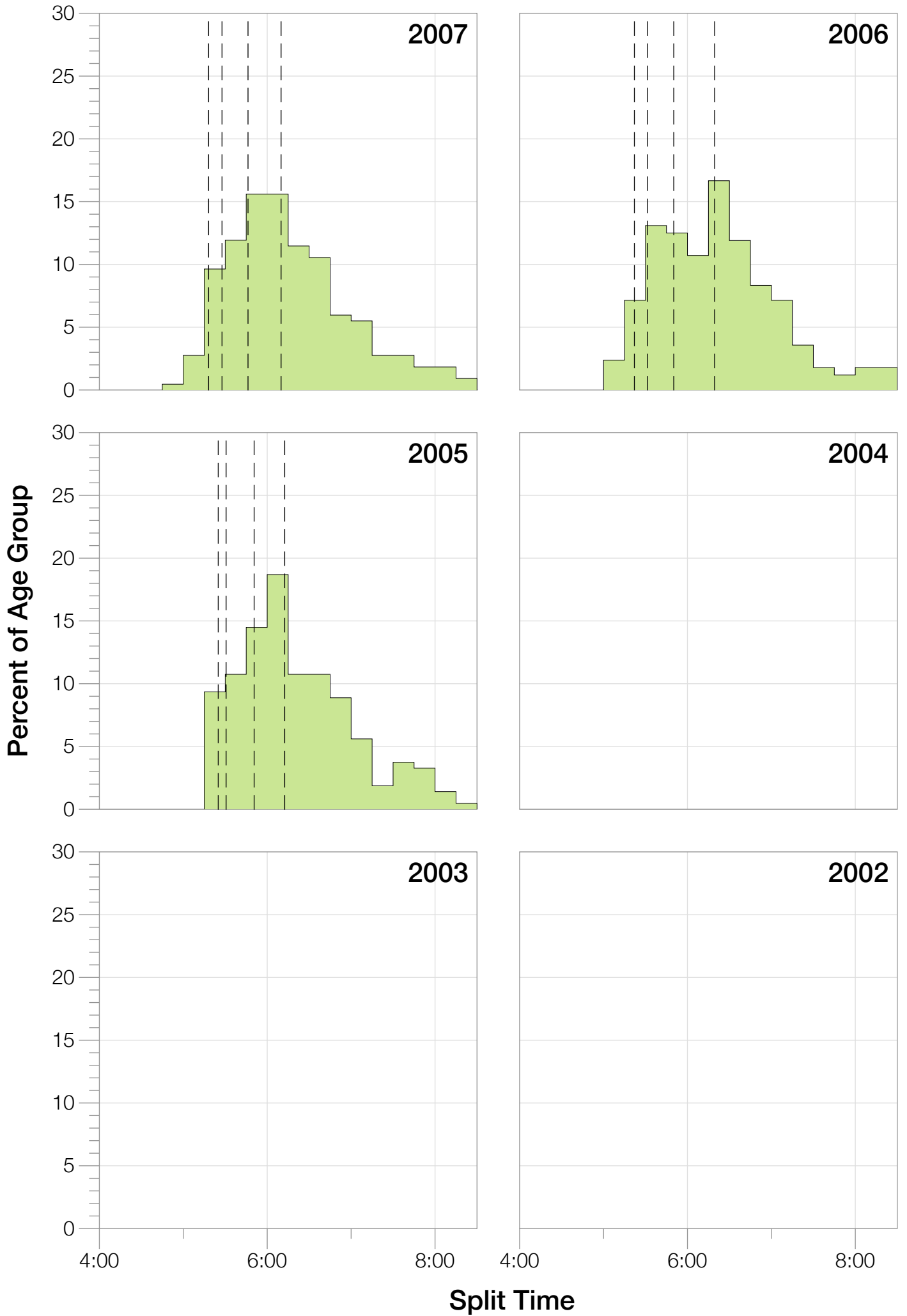
M30-34 Swim



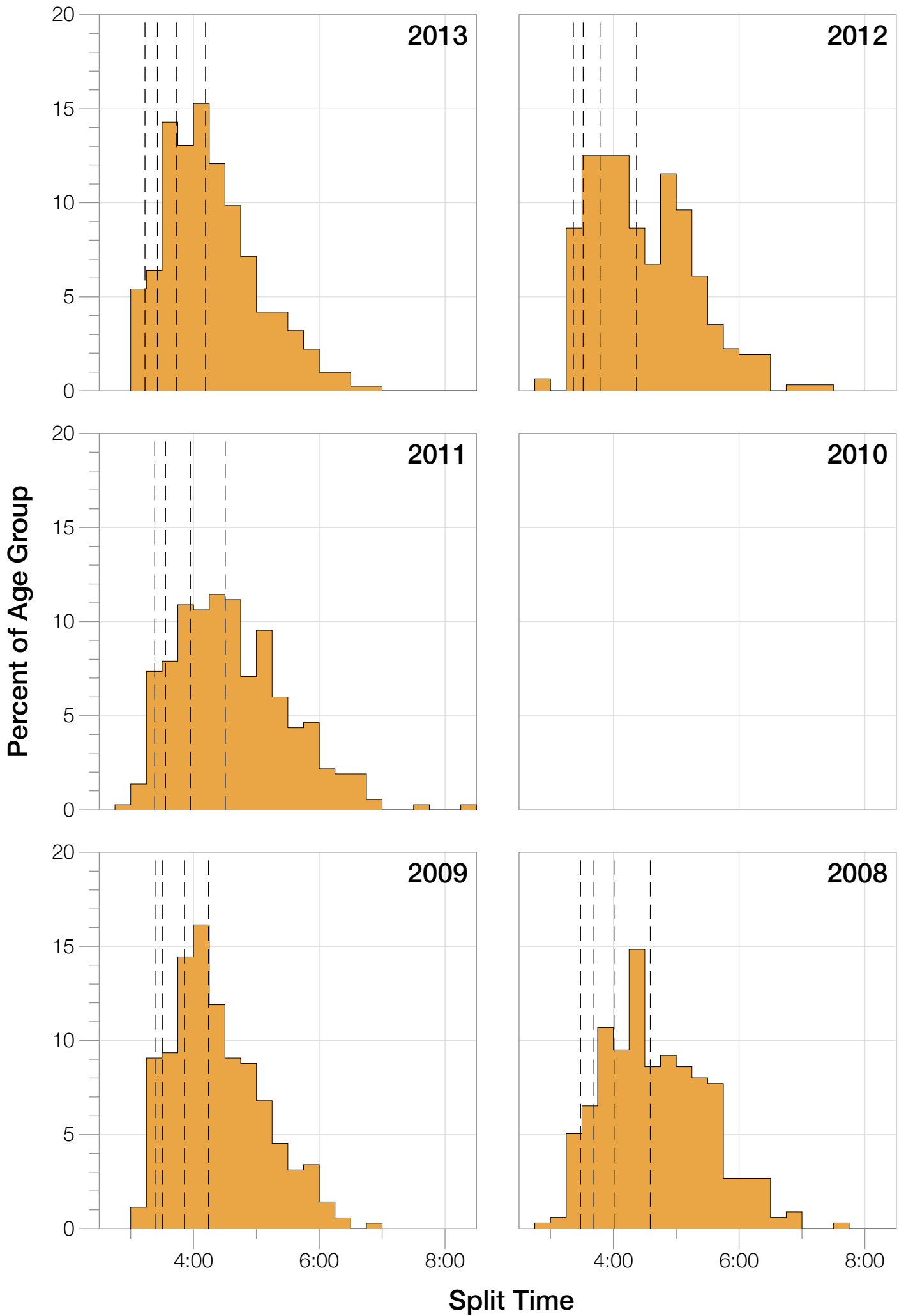
M30-34 Bike



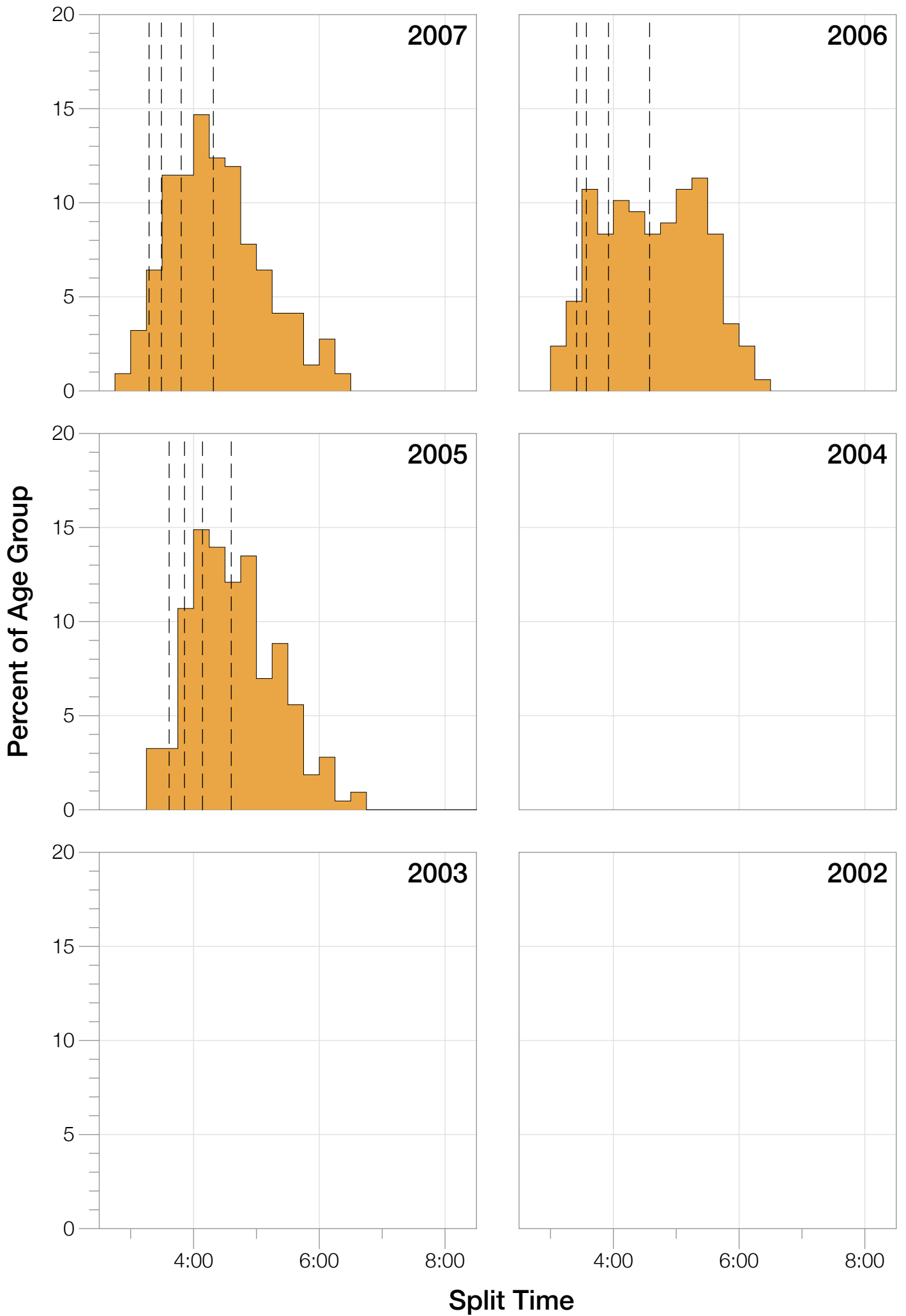
M30-34 Bike



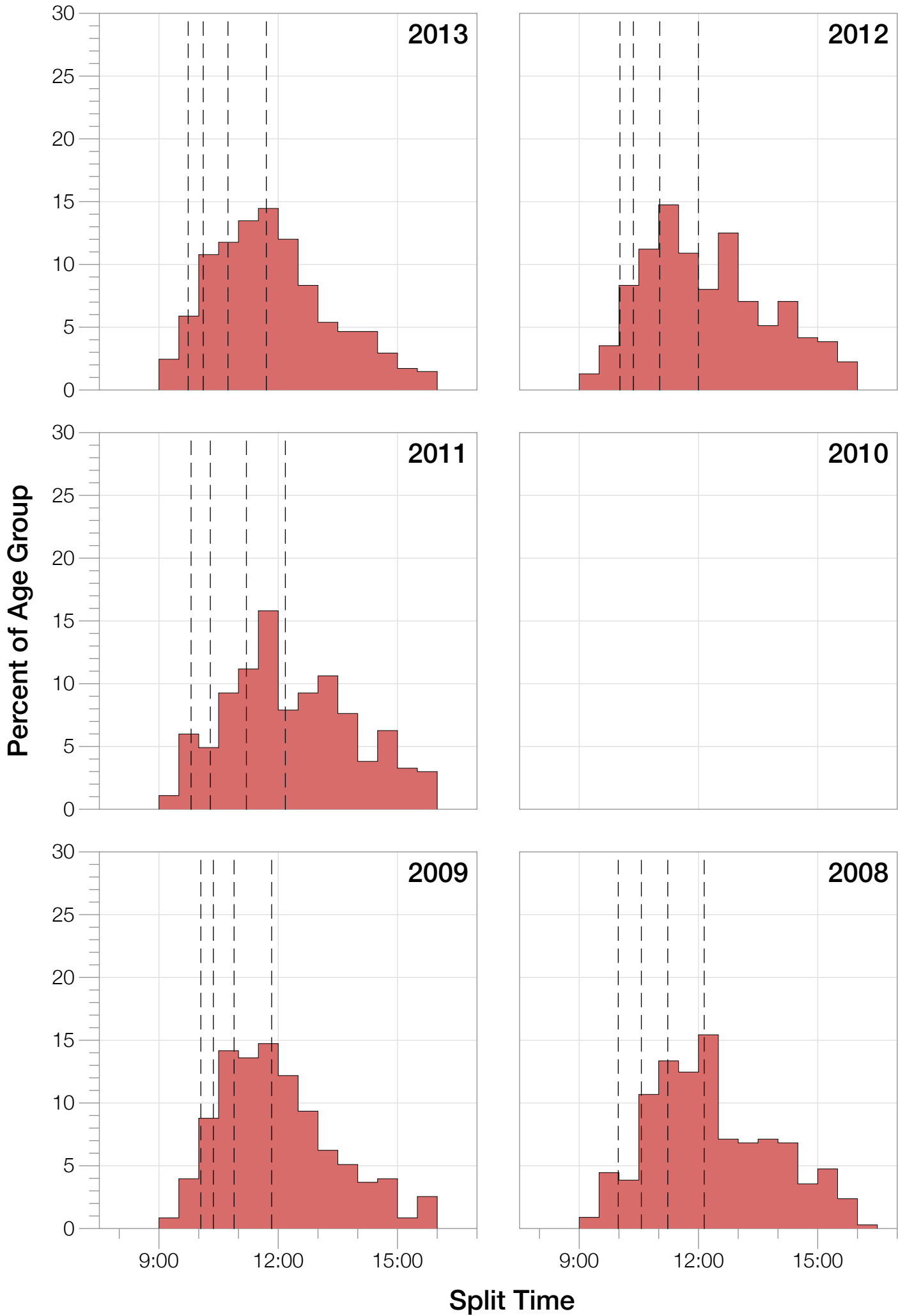
M30-34 Run



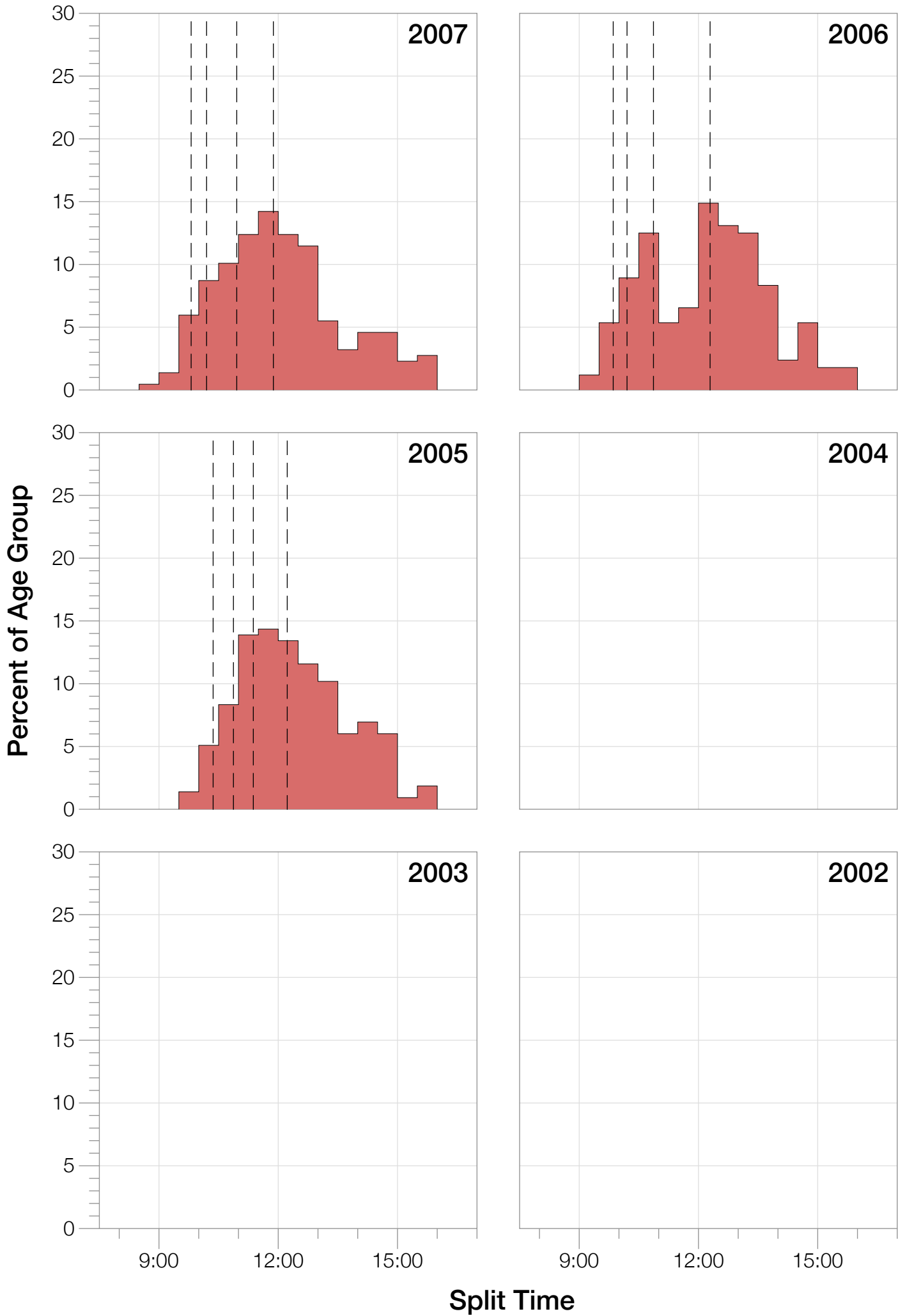
M30-34 Run



M30-34 Overall



M30-34 Overall



M30-34 Fastest Splits

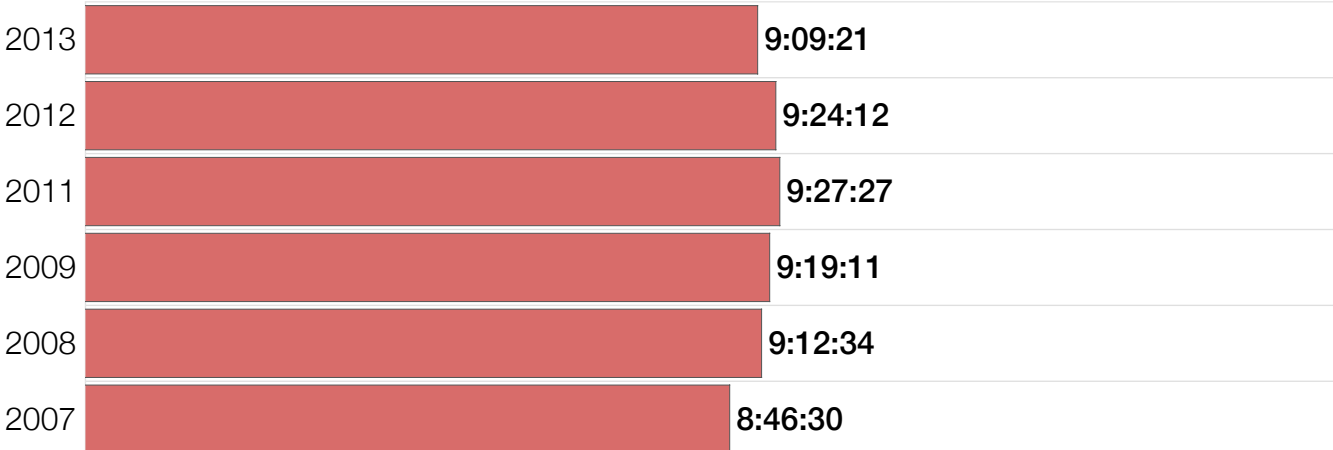
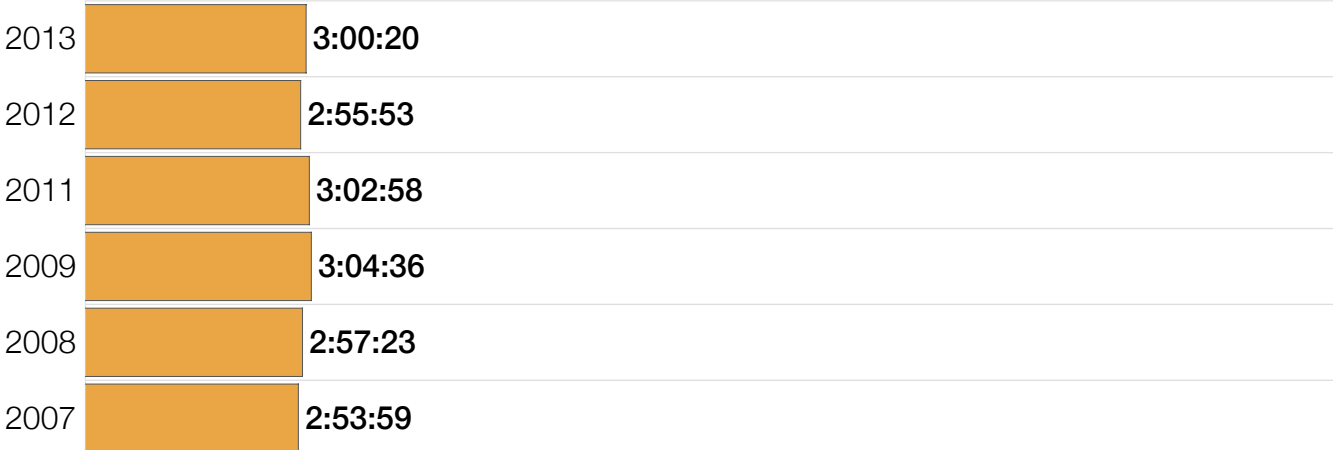
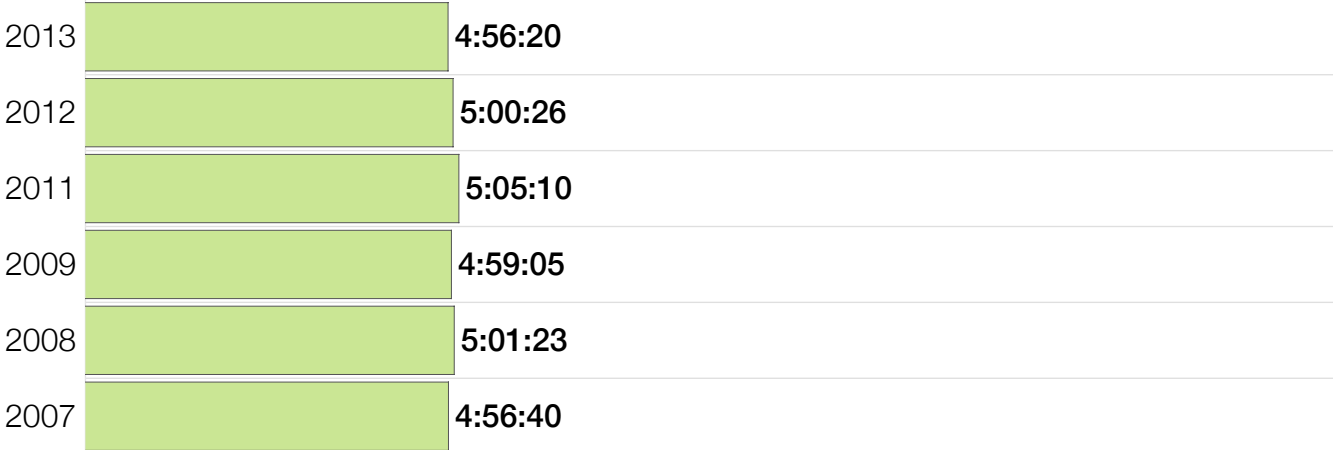

Year

Swim

Bike

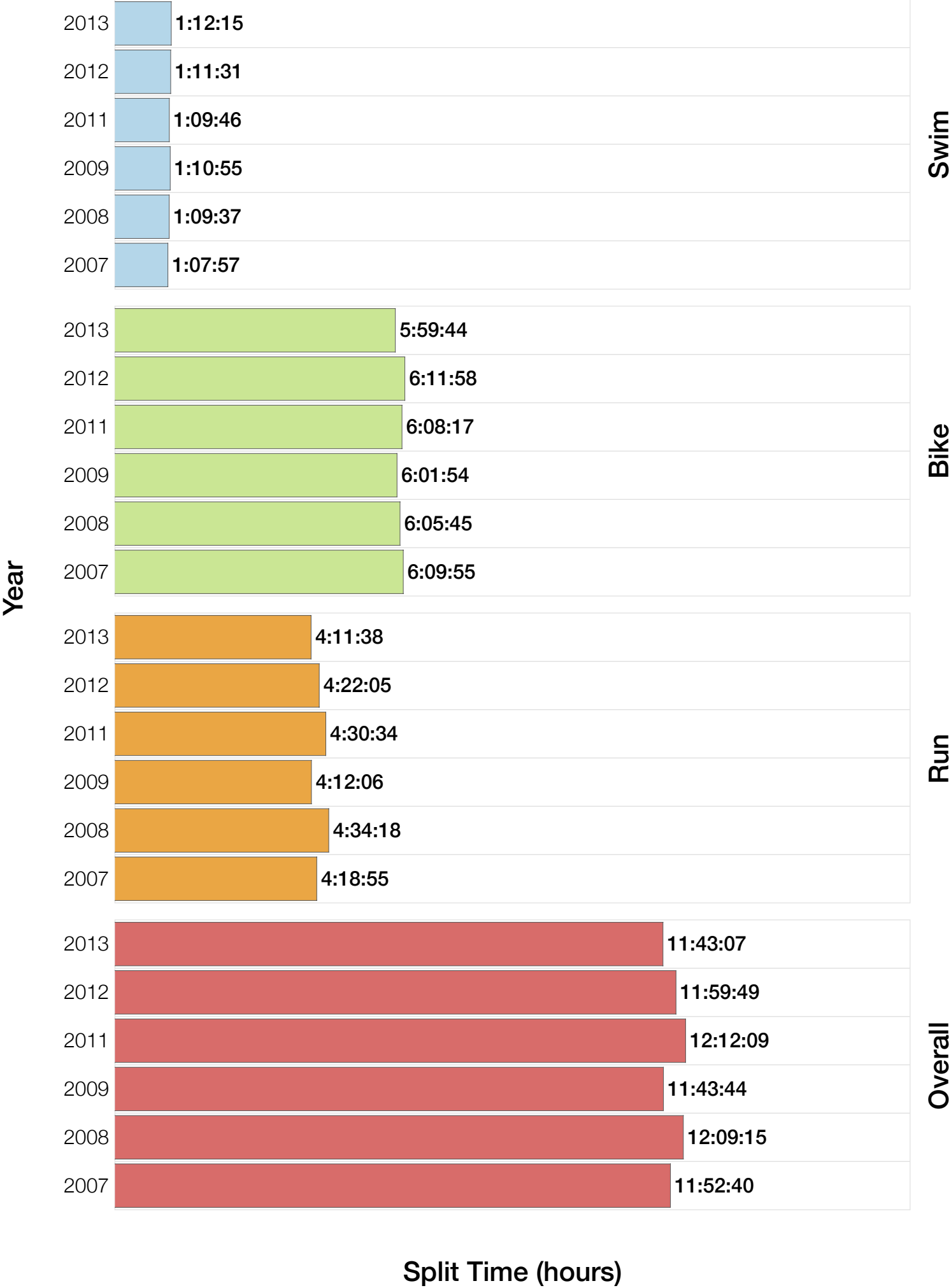
Run

Overall

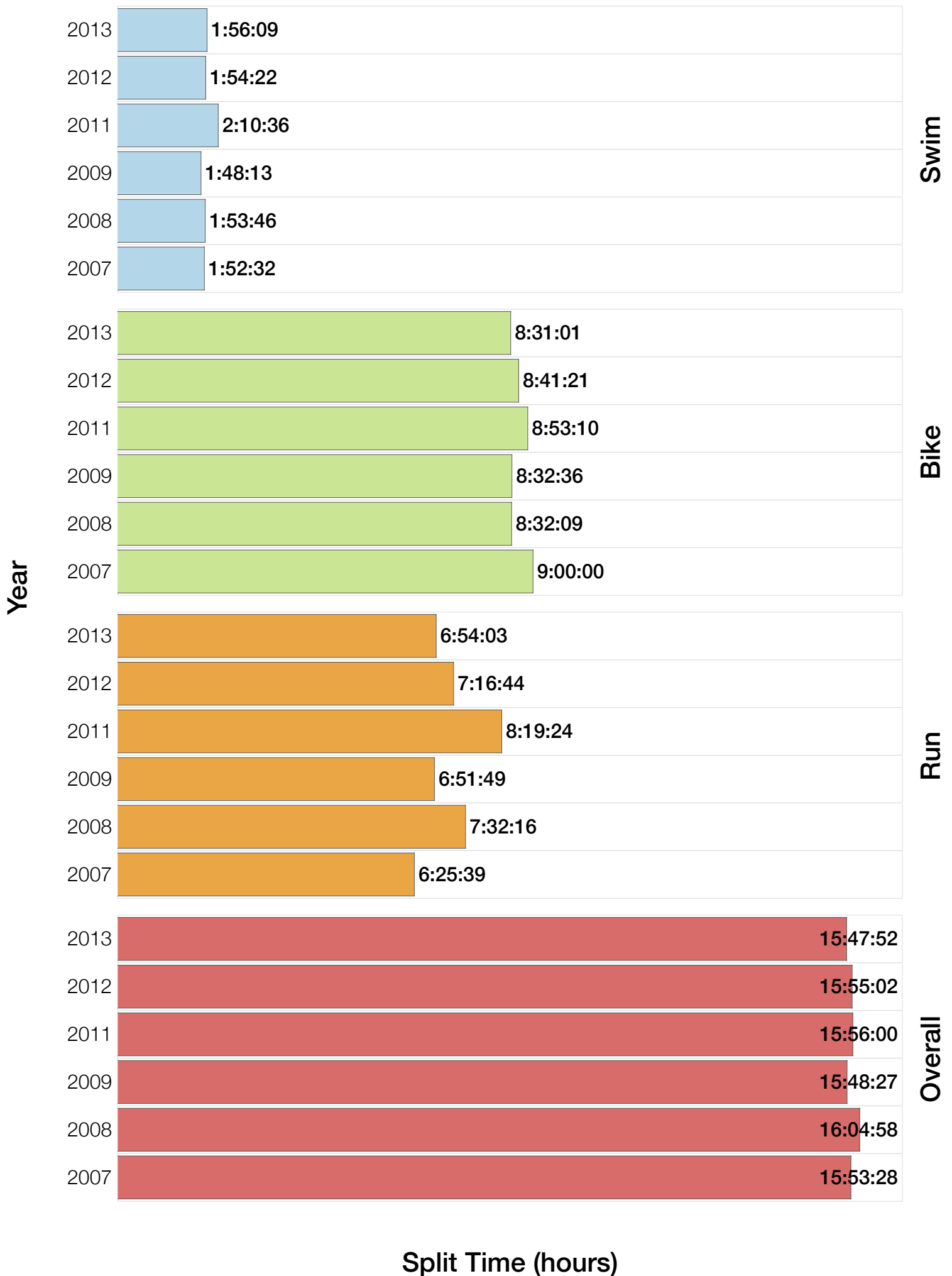


Split Time (hours)

M30-34 Median Splits

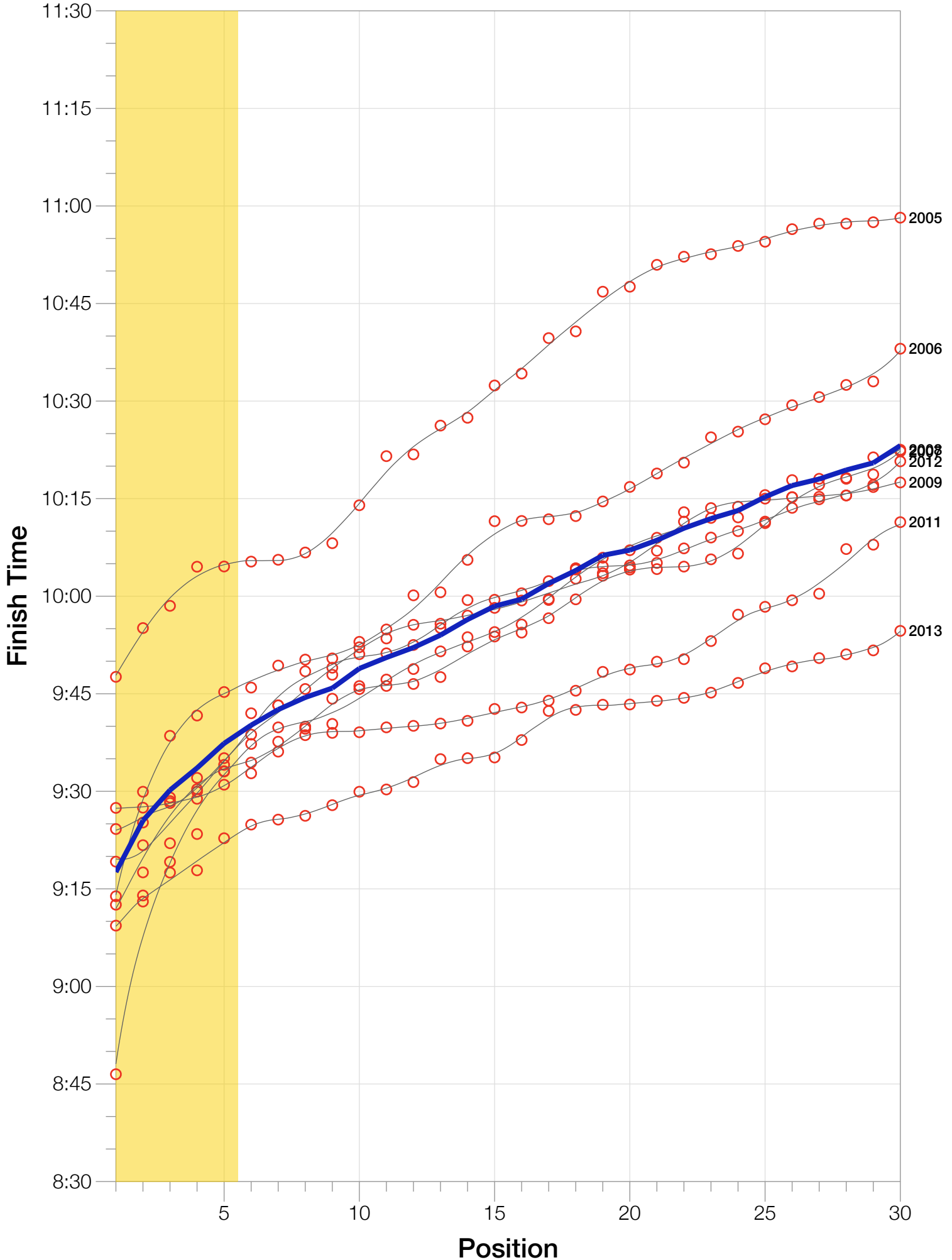


M30-34 Slowest Splits



M30-34 Top 30 Finishing Splits

Estimated Kona Slot Average Finishing Time Finishing Time



M30-34 Top 10 and Kona Times and Splits

Summary Statistics

| Position | Swim Time | Bike Time | Run Time | Overall Time |
|-----------------------------------|----------------|----------------|----------------|----------------|
| Average Male Winner | 0:49:16 | 4:47:38 | 2:48:21 | 8:30:41 |
| Average Female Winner | 0:57:09 | 5:25:37 | 3:09:31 | 9:38:27 |
| Average 1st Age Grouper | 0:57:55 | 5:07:47 | 3:03:48 | 9:17:35 |
| Average 2nd Age Grouper | 0:56:51 | 5:08:16 | 3:13:16 | 9:25:30 |
| Average 3rd Age Grouper | 0:59:10 | 5:13:00 | 3:10:25 | 9:30:11 |
| Average 4th Age Grouper | 0:57:41 | 5:11:57 | 3:16:18 | 9:33:35 |
| Average 5th Age Grouper | 0:59:31 | 5:13:00 | 3:16:54 | 9:37:22 |
| Average 6th Age Grouper | 0:59:18 | 5:13:10 | 3:20:09 | 9:40:10 |
| Average 7th Age Grouper | 0:57:17 | 5:15:16 | 3:22:23 | 9:42:34 |
| Average 8th Age Grouper | 0:58:24 | 5:15:07 | 3:22:09 | 9:44:26 |
| Average 9th Age Grouper | 0:59:52 | 5:14:01 | 3:23:40 | 9:45:52 |
| Average 10th Age Grouper | 0:57:36 | 5:22:16 | 3:21:00 | 9:48:53 |
| Kona Qualifier Average | 0:58:12 | 5:10:44 | 3:12:11 | 9:28:50 |
| Top 10 Age Grouper Average | 0:58:21 | 5:13:23 | 3:17:05 | 9:36:37 |

France 2013

| Position | Swim Time | Bike Time | Run Time | Overall Time |
|-----------------------------------|----------------|----------------|----------------|----------------|
| Male Winner | 0:48:00 | 4:33:29 | 2:42:07 | 8:08:59 |
| Female Winner | 0:51:22 | 5:11:40 | 3:04:06 | 9:12:54 |
| 1st Age Grouper | 1:01:26 | 4:57:44 | 3:00:20 | 9:09:21 |
| 2nd Age Grouper | 0:54:30 | 4:57:46 | 3:14:19 | 9:13:03 |
| 3rd Age Grouper | 1:03:06 | 5:01:54 | 3:02:24 | 9:17:30 |
| 4th Age Grouper | 0:53:24 | 5:06:21 | 3:10:40 | 9:17:51 |
| 5th Age Grouper | 1:11:02 | 5:01:48 | 3:02:10 | 9:22:47 |
| 6th Age Grouper | 1:02:35 | 5:13:42 | 3:00:23 | 9:24:53 |
| 7th Age Grouper | 0:54:21 | 5:07:07 | 3:17:46 | 9:25:39 |
| 8th Age Grouper | 1:09:46 | 4:58:50 | 3:08:46 | 9:26:14 |
| 9th Age Grouper | 1:00:25 | 5:10:25 | 3:08:55 | 9:27:52 |
| 10th Age Grouper | 0:58:55 | 5:22:11 | 3:01:03 | 9:29:56 |
| Kona Qualifier Average | 1:00:41 | 5:01:06 | 3:05:58 | 9:16:06 |
| Top 10 Age Grouper Average | 1:00:57 | 5:05:46 | 3:06:40 | 9:21:30 |

France 2012

| Position | Swim Time | Bike Time | Run Time | Overall Time |
|-----------------------------------|----------------|----------------|----------------|----------------|
| Male Winner | 0:47:22 | 4:35:42 | 2:53:39 | 8:21:51 |
| Female Winner | 0:57:18 | 5:10:03 | 3:02:31 | 9:16:05 |
| 1st Age Grouper | 1:03:25 | 5:09:03 | 2:57:48 | 9:24:12 |
| 2nd Age Grouper | 0:55:27 | 5:06:17 | 3:15:39 | 9:25:12 |
| 3rd Age Grouper | 1:02:06 | 5:21:44 | 2:55:53 | 9:29:03 |
| 4th Age Grouper | 0:57:58 | 5:04:14 | 3:20:57 | 9:29:57 |
| 5th Age Grouper | 1:01:11 | 5:05:50 | 3:17:32 | 9:33:02 |
| 6th Age Grouper | 0:55:21 | 5:15:21 | 3:24:02 | 9:42:00 |
| 7th Age Grouper | 1:01:25 | 5:11:47 | 3:22:46 | 9:43:13 |
| 8th Age Grouper | 1:01:45 | 5:09:12 | 3:28:47 | 9:48:27 |
| 9th Age Grouper | 1:11:55 | 5:09:00 | 3:17:25 | 9:49:00 |
| 10th Age Grouper | 0:55:38 | 5:24:22 | 3:21:48 | 9:51:05 |
| Kona Qualifier Average | 1:00:01 | 5:09:25 | 3:09:33 | 9:28:17 |
| Top 10 Age Grouper Average | 1:00:37 | 5:11:41 | 3:16:15 | 9:37:31 |

France 2011

| Position | Swim Time | Bike Time | Run Time | Overall Time |
|-----------------------------------|----------------|----------------|----------------|----------------|
| Male Winner | 0:50:10 | 4:42:00 | 2:51:08 | 8:28:30 |
| Female Winner | 1:01:27 | 5:14:06 | 3:13:18 | 9:34:31 |
| 1st Age Grouper | 0:58:45 | 5:17:26 | 3:04:03 | 9:27:27 |
| 2nd Age Grouper | 0:54:24 | 5:05:10 | 3:20:56 | 9:27:29 |
| 3rd Age Grouper | | | | 9:28:30 |
| 4th Age Grouper | 0:55:40 | 5:10:14 | 3:16:44 | 9:28:51 |
| 5th Age Grouper | 0:59:51 | 5:20:51 | 3:02:58 | 9:31:01 |
| 6th Age Grouper | 1:08:42 | 5:06:47 | 3:09:32 | 9:32:46 |
| 7th Age Grouper | 0:54:19 | 5:07:47 | 3:29:03 | 9:37:38 |
| 8th Age Grouper | 0:57:25 | 5:12:25 | 3:21:06 | 9:38:38 |
| 9th Age Grouper | 1:00:04 | 5:10:03 | 3:22:32 | 9:38:59 |
| 10th Age Grouper | 0:58:46 | 5:17:59 | 3:15:05 | 9:39:05 |
| Kona Qualifier Average | 0:57:10 | 5:13:25 | 3:11:10 | 9:28:39 |
| Top 10 Age Grouper Average | 0:58:39 | 5:12:04 | 3:15:46 | 9:33:02 |

France 2009

| Position | Swim Time | Bike Time | Run Time | Overall Time |
|-----------------------------------|----------------|----------------|----------------|----------------|
| Male Winner | 0:53:10 | 4:48:59 | 2:43:17 | 8:30:06 |
| Female Winner | 0:58:04 | 5:14:36 | 3:11:58 | 9:30:29 |
| 1st Age Grouper | 0:59:31 | 5:05:44 | 3:07:40 | 9:19:11 |
| 2nd Age Grouper | 0:53:22 | 5:09:14 | 3:12:36 | 9:21:43 |
| 3rd Age Grouper | 1:07:14 | 5:01:14 | 3:04:36 | 9:22:01 |
| 4th Age Grouper | 0:56:53 | 5:04:24 | 3:24:22 | 9:32:04 |
| 5th Age Grouper | 1:00:23 | 5:08:34 | 3:20:07 | 9:35:06 |
| 6th Age Grouper | 0:58:28 | 5:16:32 | 3:15:35 | 9:37:17 |
| 7th Age Grouper | 1:08:53 | 5:00:34 | 3:25:53 | 9:43:13 |
| 8th Age Grouper | 0:57:55 | 5:23:46 | 3:16:38 | 9:45:44 |
| 9th Age Grouper | 1:10:40 | 5:14:31 | 3:15:39 | 9:47:55 |
| 10th Age Grouper | 0:56:52 | 5:25:21 | 3:23:25 | 9:52:09 |
| Kona Qualifier Average | 0:59:28 | 5:05:50 | 3:13:52 | 9:26:01 |
| Top 10 Age Grouper Average | 1:01:01 | 5:10:59 | 3:16:39 | 9:35:38 |

France 2008

| Position | Swim Time | Bike Time | Run Time | Overall Time |
|-----------------------------------|----------------|----------------|----------------|----------------|
| Male Winner | 0:50:09 | 4:54:01 | 2:45:21 | 8:34:18 |
| Female Winner | 0:57:26 | 5:24:15 | 3:07:32 | 9:35:29 |
| 1st Age Grouper | 1:05:24 | 5:01:23 | 2:57:23 | 9:12:34 |
| 2nd Age Grouper | 1:01:38 | 5:05:04 | 3:03:29 | 9:17:32 |
| 3rd Age Grouper | 0:54:25 | 5:13:38 | 3:13:01 | 9:28:12 |
| 4th Age Grouper | 0:58:10 | 5:01:49 | 3:23:03 | 9:30:20 |
| 5th Age Grouper | 0:58:27 | 5:09:30 | 3:15:52 | 9:34:04 |
| 6th Age Grouper | 1:05:04 | 5:01:43 | 3:19:03 | 9:34:25 |
| 7th Age Grouper | 0:53:07 | 5:14:48 | 3:21:41 | 9:36:06 |
| 8th Age Grouper | 0:54:30 | 5:15:03 | 3:17:35 | 9:39:37 |
| 9th Age Grouper | 0:54:12 | 5:08:28 | 3:33:33 | 9:44:14 |
| 10th Age Grouper | 0:59:39 | 5:19:21 | 3:19:36 | 9:46:11 |
| Kona Qualifier Average | 0:59:36 | 5:06:16 | 3:10:33 | 9:24:32 |
| Top 10 Age Grouper Average | 0:58:27 | 5:09:04 | 3:16:25 | 9:32:19 |

France 2007

| Position | Swim Time | Bike Time | Run Time | Overall Time |
|-----------------------------------|----------------|----------------|----------------|----------------|
| Male Winner | 0:50:18 | 4:54:50 | 2:48:45 | 8:38:45 |
| Female Winner | 0:58:27 | 5:33:55 | 3:10:38 | 9:49:11 |
| 1st Age Grouper | 0:50:20 | 4:56:40 | 2:53:59 | 8:46:30 |
| 2nd Age Grouper | 0:59:04 | 5:05:41 | 3:01:06 | 9:13:59 |
| 3rd Age Grouper | 0:57:03 | 5:05:11 | 3:10:52 | 9:19:09 |
| 4th Age Grouper | 0:58:38 | 5:15:03 | 3:00:54 | 9:23:26 |
| 5th Age Grouper | 0:56:32 | 5:14:02 | 3:15:33 | 9:33:06 |
| 6th Age Grouper | 0:57:22 | 5:21:06 | 3:13:14 | 9:38:43 |
| 7th Age Grouper | 1:01:57 | 5:30:34 | 2:57:54 | 9:39:50 |
| 8th Age Grouper | 0:54:25 | 5:18:19 | 3:20:44 | 9:39:57 |
| 9th Age Grouper | 0:54:33 | 5:19:01 | 3:18:16 | 9:40:22 |
| 10th Age Grouper | 1:01:55 | 5:19:02 | 3:16:25 | 9:45:43 |
| Kona Qualifier Average | 0:56:19 | 5:07:19 | 3:04:28 | 9:15:14 |
| Top 10 Age Grouper Average | 0:57:10 | 5:14:27 | 3:08:53 | 9:28:04 |

France 2006

| Position | Swim Time | Bike Time | Run Time | Overall Time |
|-----------------------------------|----------------|----------------|----------------|----------------|
| Male Winner | 0:44:36 | 4:57:37 | 2:47:13 | 8:33:55 |
| Female Winner | 0:48:58 | 5:46:04 | 3:15:15 | 9:56:31 |
| 1st Age Grouper | 0:44:17 | 5:13:36 | 3:09:43 | 9:13:52 |
| 2nd Age Grouper | 0:50:20 | 5:19:57 | 3:14:03 | 9:29:56 |
| 3rd Age Grouper | 0:51:07 | 5:24:05 | 3:17:27 | 9:38:32 |
| 4th Age Grouper | 0:55:18 | 5:24:52 | 3:11:41 | 9:41:39 |
| 5th Age Grouper | 0:50:42 | 5:13:49 | 3:34:35 | 9:45:16 |
| 6th Age Grouper | 0:55:43 | 5:12:23 | 3:30:45 | 9:45:57 |
| 7th Age Grouper | 0:50:23 | 5:21:22 | 3:31:05 | 9:49:20 |
| 8th Age Grouper | 0:49:58 | 5:18:59 | 3:34:16 | 9:50:15 |
| 9th Age Grouper | 0:51:10 | 5:14:12 | 3:36:51 | 9:50:26 |
| 10th Age Grouper | 0:52:25 | 5:20:44 | 3:33:44 | 9:52:59 |
| Kona Qualifier Average | 0:50:20 | 5:19:15 | 3:17:29 | 9:33:51 |
| Top 10 Age Grouper Average | 0:51:08 | 5:18:23 | 3:25:25 | 9:41:49 |

France 2005

| Position | Swim Time | Bike Time | Run Time | Overall Time |
|-----------------------------------|----------------|----------------|----------------|-----------------|
| Male Winner | 0:50:27 | 4:54:31 | 2:55:22 | 8:49:06 |
| Female Winner | 1:04:12 | 5:50:22 | 3:10:54 | 10:12:29 |
| 1st Age Grouper | 1:00:15 | 5:20:47 | 3:19:33 | 9:47:36 |
| 2nd Age Grouper | 1:06:10 | 5:17:00 | 3:24:02 | 9:55:06 |
| 3rd Age Grouper | 0:59:09 | 5:23:14 | 3:28:42 | 9:58:31 |
| 4th Age Grouper | 1:05:29 | 5:28:41 | 3:22:08 | 10:04:32 |
| 5th Age Grouper | 0:58:06 | 5:29:36 | 3:26:29 | 10:04:34 |
| 6th Age Grouper | 0:51:16 | 5:17:53 | 3:48:39 | 10:05:19 |
| 7th Age Grouper | 0:53:54 | 5:28:13 | 3:32:58 | 10:05:36 |
| 8th Age Grouper | 1:01:31 | 5:24:29 | 3:29:24 | 10:06:43 |
| 9th Age Grouper | 0:56:01 | 5:26:30 | 3:36:12 | 10:08:09 |
| 10th Age Grouper | 0:56:45 | 5:29:11 | 3:36:55 | 10:13:59 |
| Kona Qualifier Average | 1:01:49 | 5:23:51 | 3:24:10 | 9:58:03 |
| Top 10 Age Grouper Average | 0:58:51 | 5:24:33 | 3:30:30 | 10:03:00 |