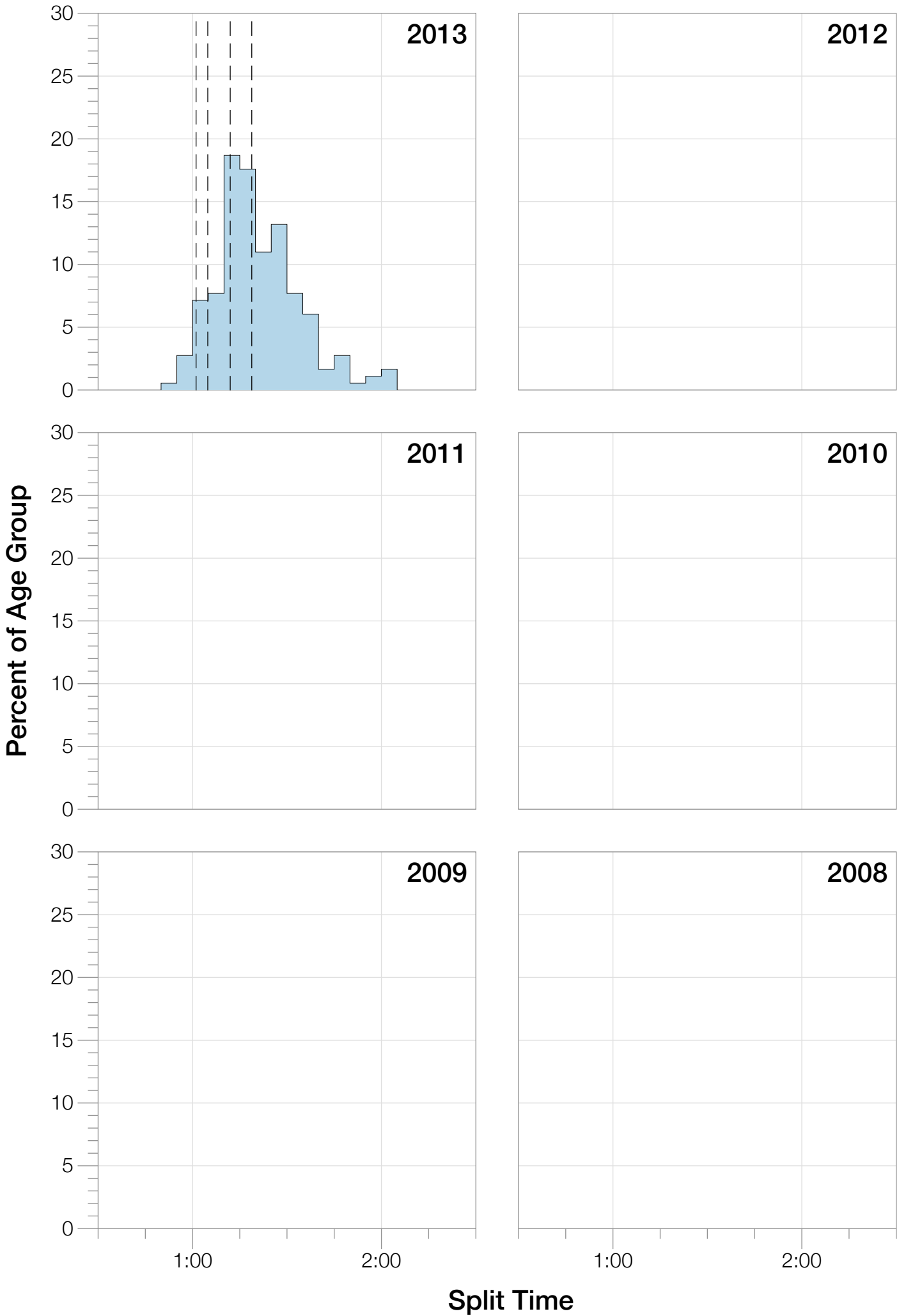


# Ironman Canada M50-54 Stats

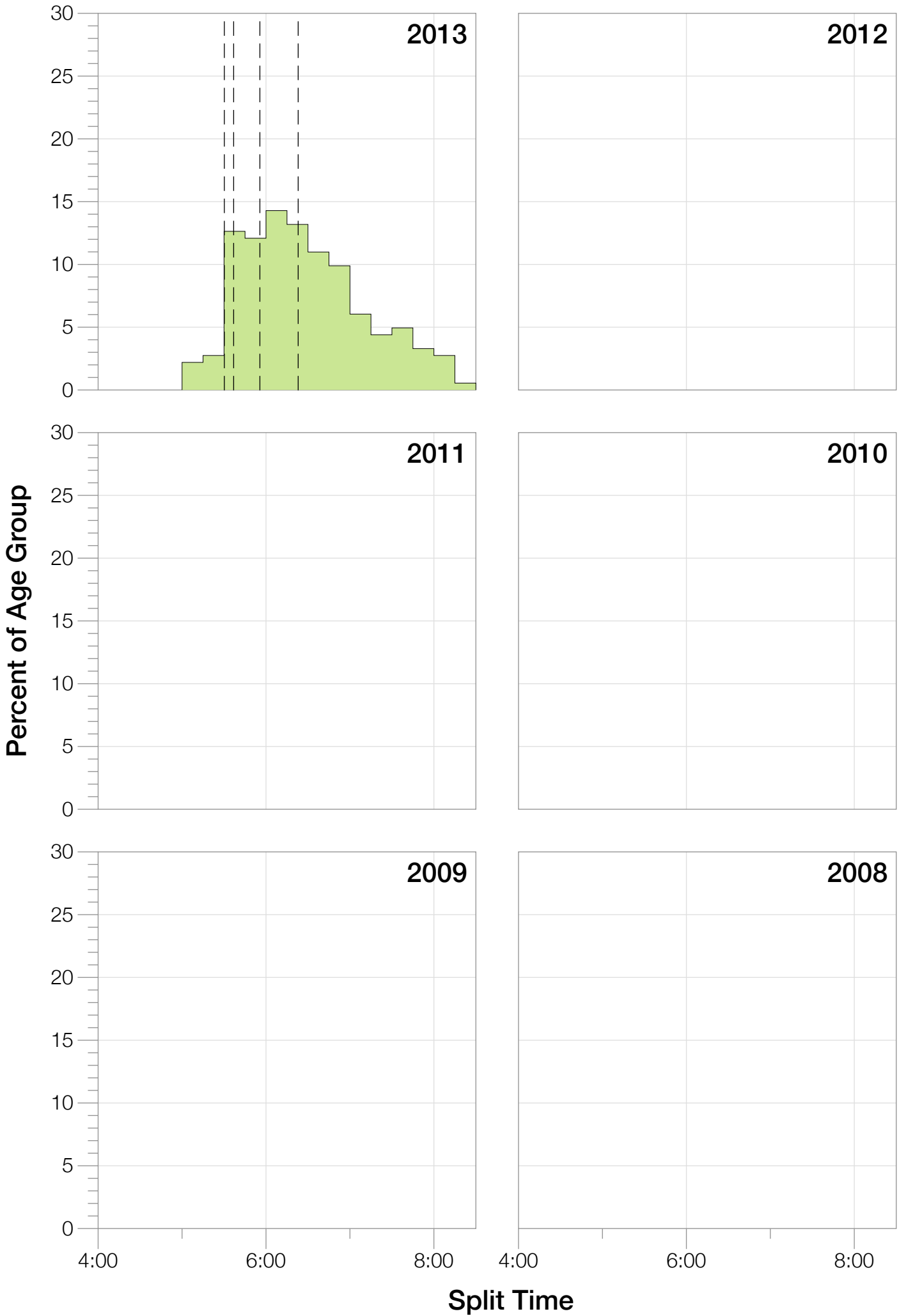
## M50-54 Summary Statistics

<b>Year</b>	<b>Finishers</b>	<b>M50-54 Finishers</b>	<b>Male Winner's Time</b>	<b>Female Winner's Time</b>	<b>M50-54 Winner's Time</b>
2013	1985	182	8:39:33	9:28:13	9:53:06
<b>Average</b>	<b>1985</b>	<b>182</b>	<b>8:39:33</b>	<b>9:28:13</b>	<b>9:53:06</b>

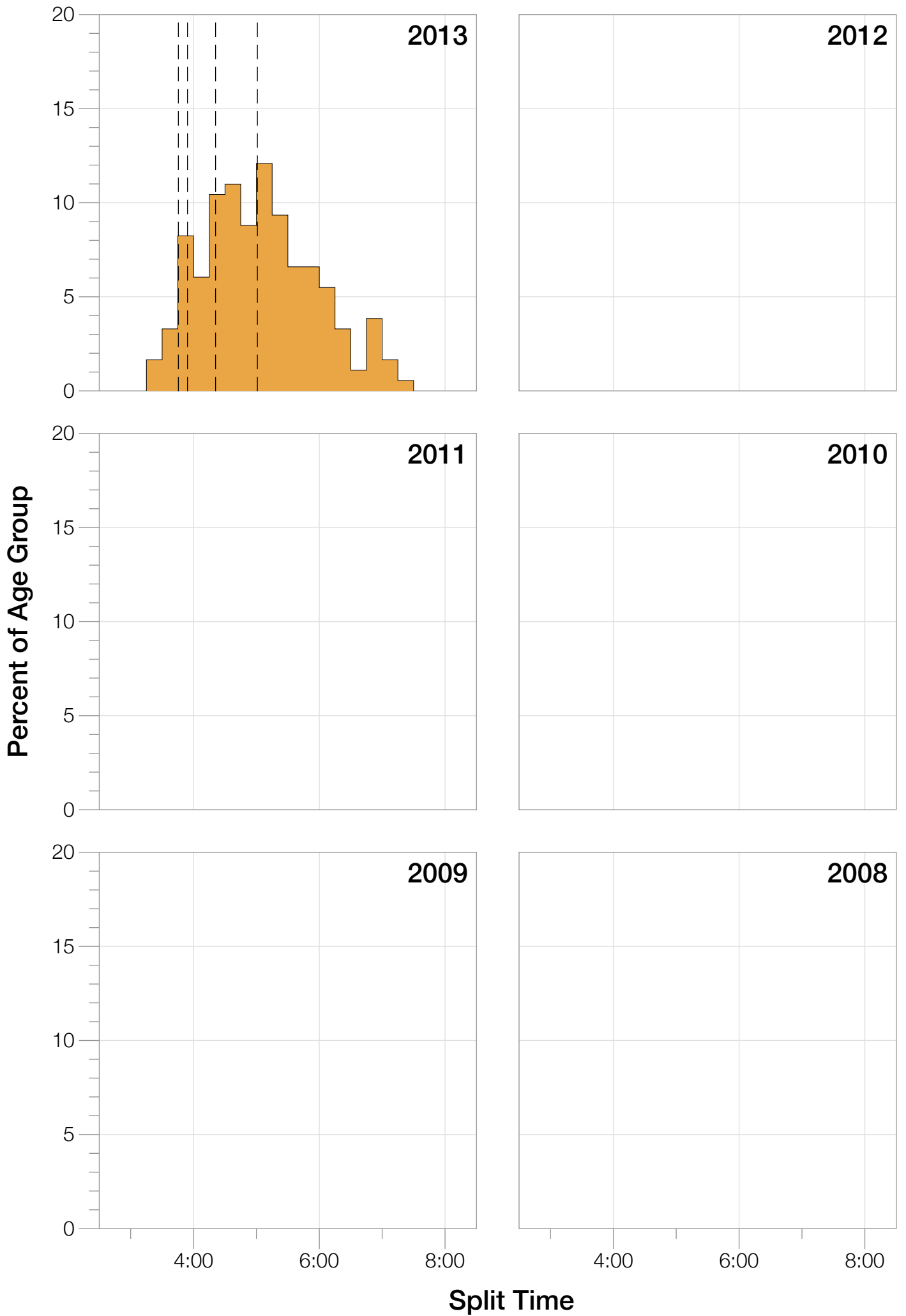
# M50-54 Swim



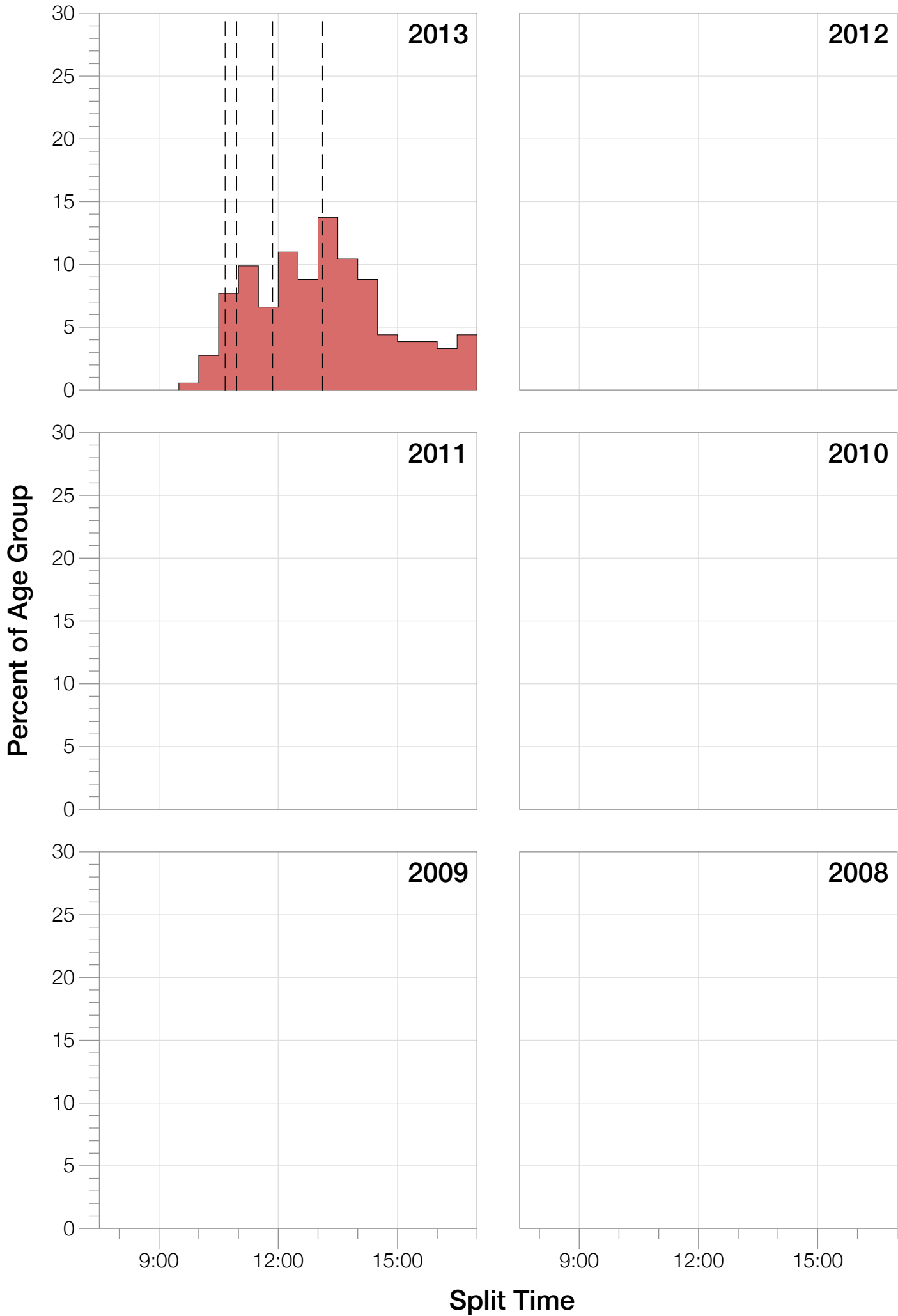
# M50-54 Bike



# M50-54 Run



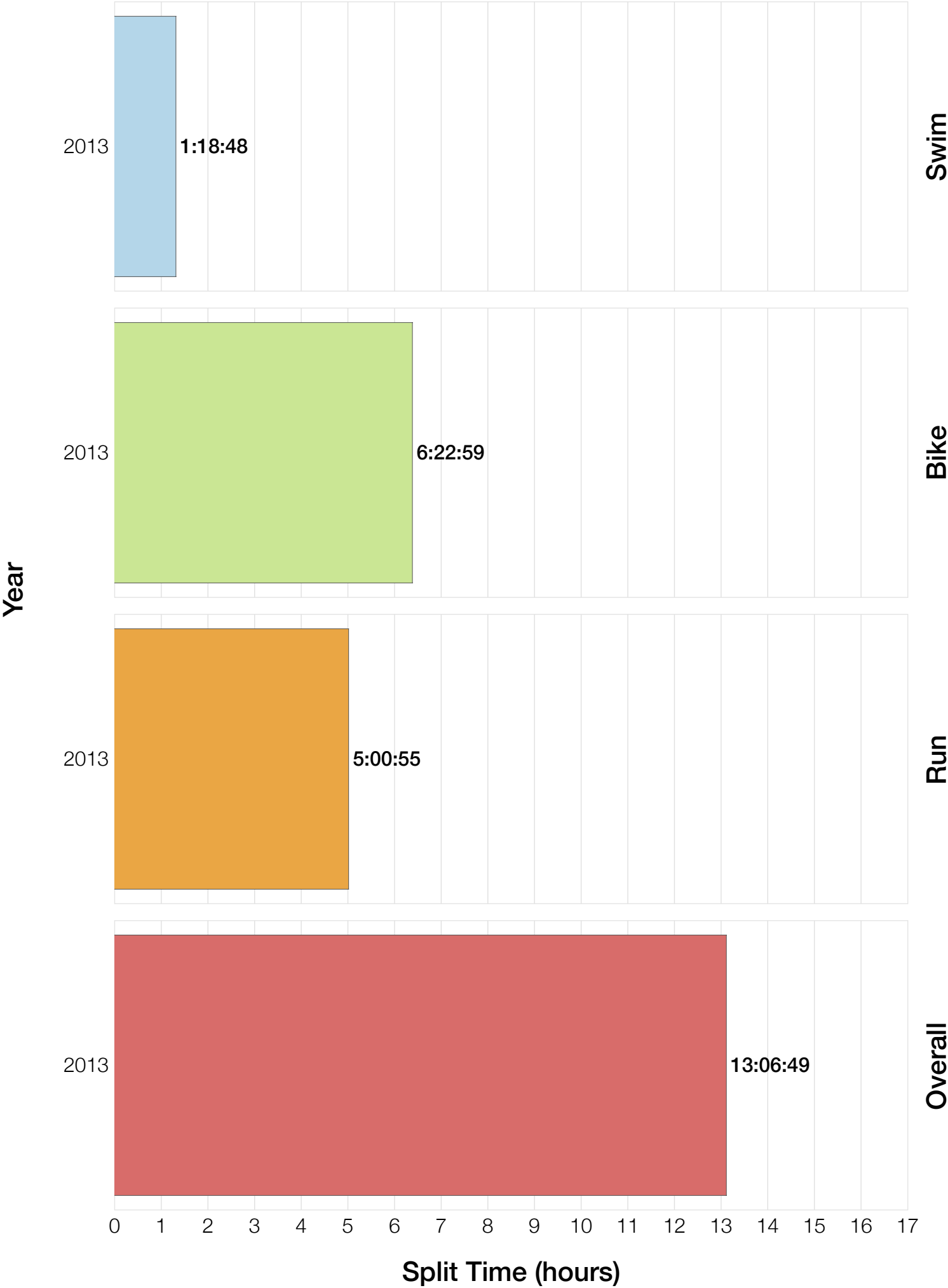
# M50-54 Overall



# M50-54 Fastest Splits

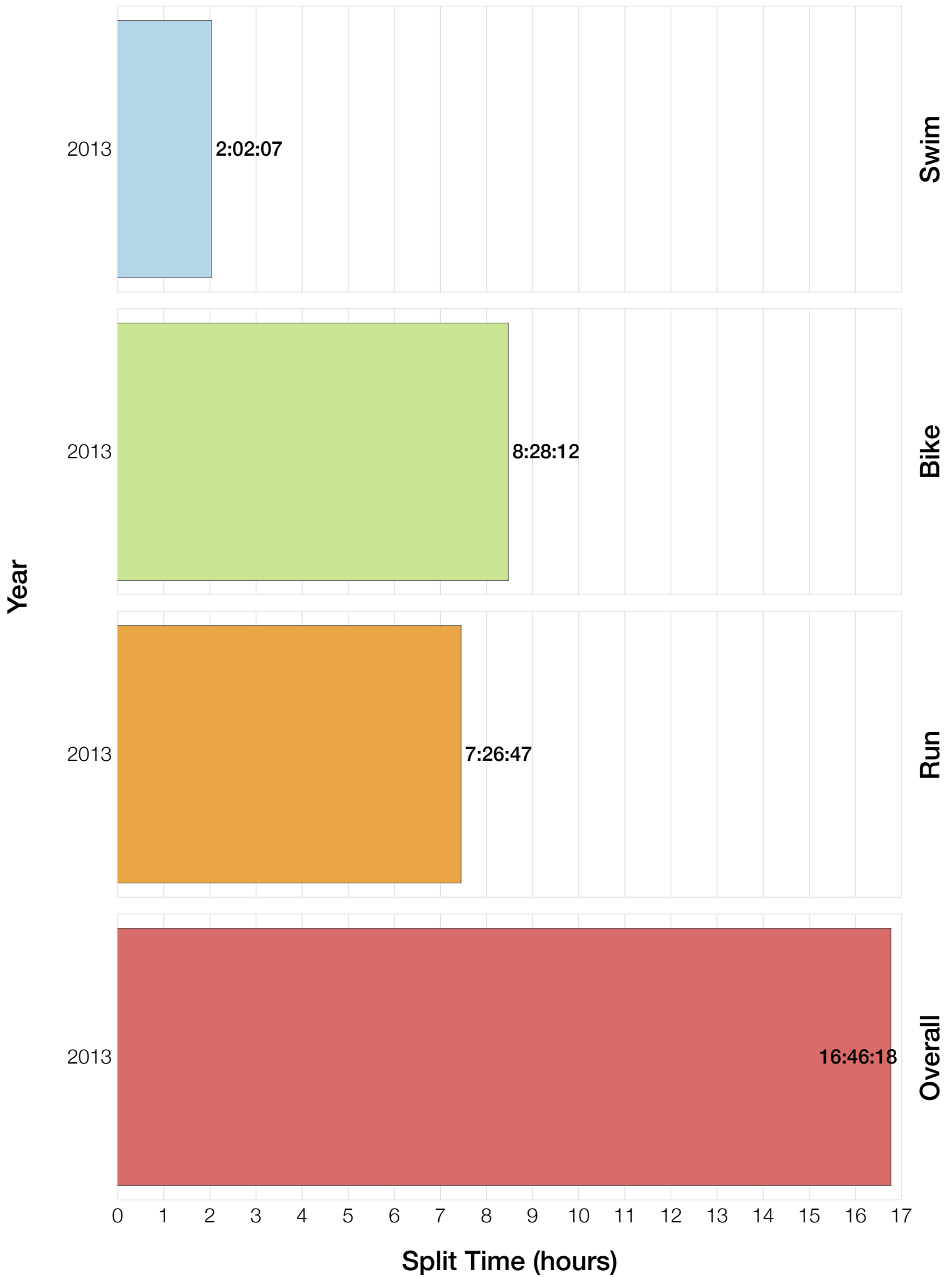


# M50-54 Median Splits



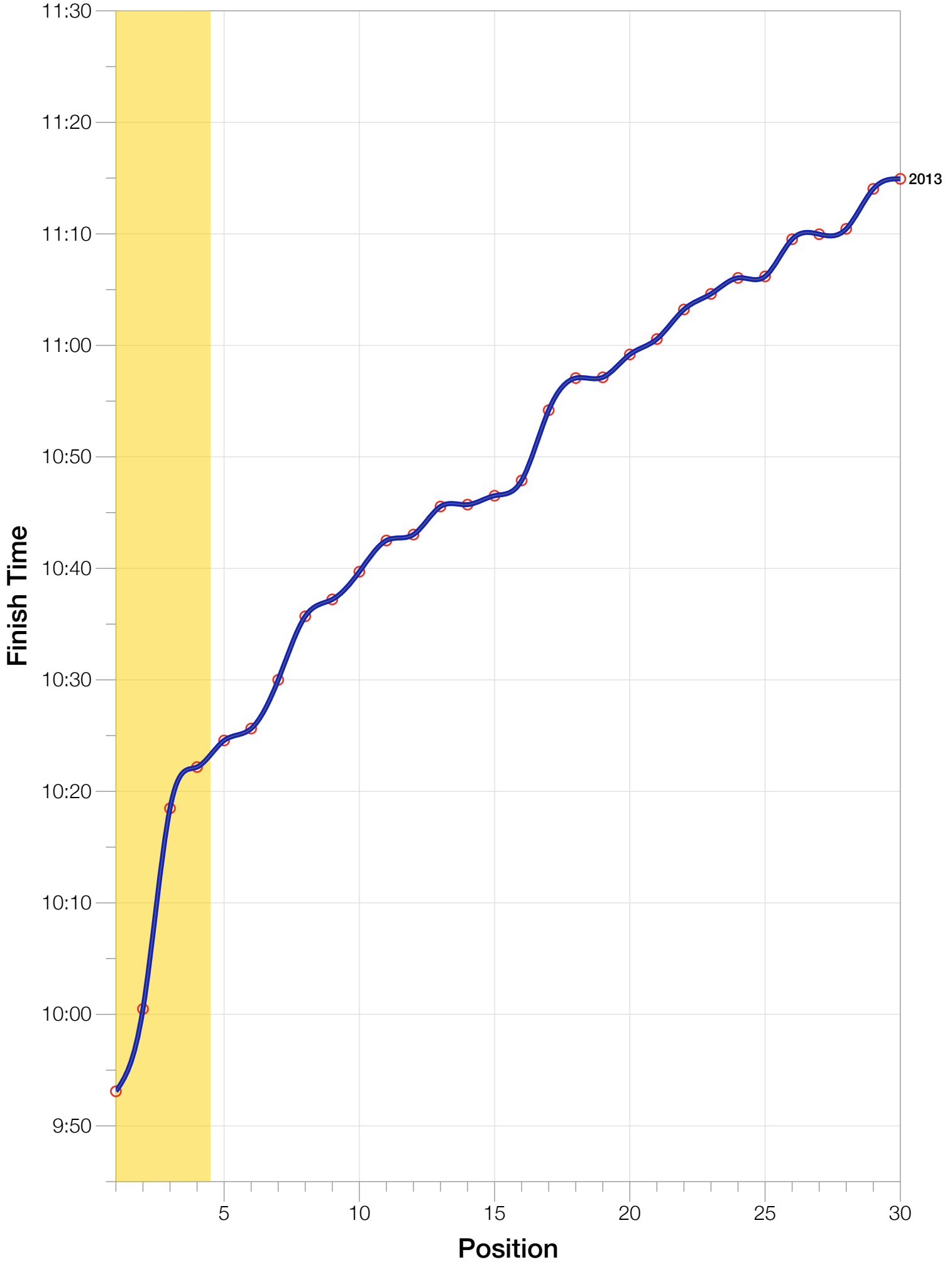


# M50-54 Slowest Splits



# M50-54 Top 30 Finishing Splits

Estimated Kona Slot      Average Finishing Time      Finishing Time



# M50-54 Top 10 and Kona Times and Splits

## Summary Statistics

Position	Swim Time	Bike Time	Run Time	Overall Time
<b>Average Male Winner</b>	<b>0:54:27</b>	<b>4:46:51</b>	<b>2:54:31</b>	<b>8:39:33</b>
<b>Average Female Winner</b>	<b>1:03:02</b>	<b>5:13:51</b>	<b>3:06:53</b>	<b>9:28:13</b>
<b>Average 1st Age Grouper</b>	<b>1:05:34</b>	<b>5:13:26</b>	<b>3:28:41</b>	<b>9:53:06</b>
<b>Average 2nd Age Grouper</b>	<b>1:10:41</b>	<b>5:15:07</b>	<b>3:25:18</b>	<b>10:00:29</b>
<b>Average 3rd Age Grouper</b>	<b>0:59:31</b>	<b>5:33:08</b>	<b>3:35:33</b>	<b>10:18:29</b>
<b>Average 4th Age Grouper</b>	<b>1:24:54</b>	<b>5:30:08</b>	<b>3:18:55</b>	<b>10:22:11</b>
Average 5th Age Grouper	0:59:10	5:39:18	3:35:22	10:24:34
Average 6th Age Grouper	1:04:40	5:28:53	3:46:36	10:25:38
Average 7th Age Grouper	1:07:18	5:20:29	3:54:01	10:30:00
Average 8th Age Grouper	1:12:25	5:31:51	3:41:47	10:35:42
Average 9th Age Grouper	1:01:46	5:35:20	3:51:42	10:37:13
Average 10th Age Grouper	1:15:16	5:36:47	3:38:04	10:39:42
<b>Kona Qualifier Average</b>	<b>1:10:10</b>	<b>5:22:57</b>	<b>3:27:06</b>	<b>10:08:33</b>
<b>Top 10 Age Grouper Average</b>	<b>1:08:07</b>	<b>5:28:26</b>	<b>3:37:35</b>	<b>10:22:42</b>

## Canada 2013

Position	Swim Time	Bike Time	Run Time	Overall Time
<b>Male Winner</b>	<b>0:54:27</b>	<b>4:46:51</b>	<b>2:54:31</b>	<b>8:39:33</b>
<b>Female Winner</b>	<b>1:03:02</b>	<b>5:13:51</b>	<b>3:06:53</b>	<b>9:28:13</b>
<b>1st Age Grouper</b>	<b>1:05:34</b>	<b>5:13:26</b>	<b>3:28:41</b>	<b>9:53:06</b>
<b>2nd Age Grouper</b>	<b>1:10:41</b>	<b>5:15:07</b>	<b>3:25:18</b>	<b>10:00:29</b>
<b>3rd Age Grouper</b>	<b>0:59:31</b>	<b>5:33:08</b>	<b>3:35:33</b>	<b>10:18:29</b>
<b>4th Age Grouper</b>	<b>1:24:54</b>	<b>5:30:08</b>	<b>3:18:55</b>	<b>10:22:11</b>
5th Age Grouper	0:59:10	5:39:18	3:35:22	10:24:34
6th Age Grouper	1:04:40	5:28:53	3:46:36	10:25:38
7th Age Grouper	1:07:18	5:20:29	3:54:01	10:30:00
8th Age Grouper	1:12:25	5:31:51	3:41:47	10:35:42
9th Age Grouper	1:01:46	5:35:20	3:51:42	10:37:13
10th Age Grouper	1:15:16	5:36:47	3:38:04	10:39:42
<b>Kona Qualifier Average</b>	<b>1:10:10</b>	<b>5:22:57</b>	<b>3:27:06</b>	<b>10:08:33</b>
<b>Top 10 Age Grouper Average</b>	<b>1:08:07</b>	<b>5:28:26</b>	<b>3:37:35</b>	<b>10:22:42</b>