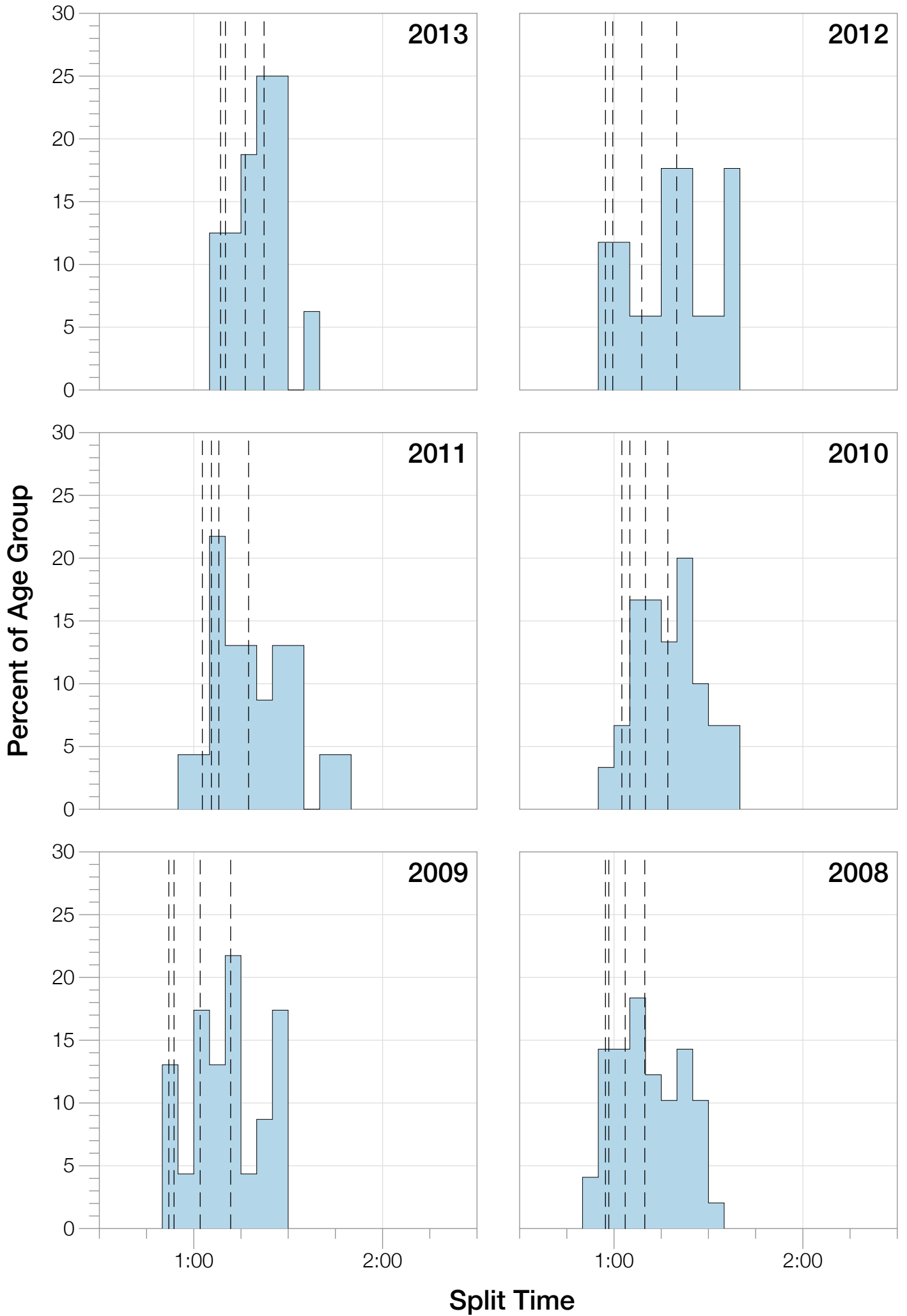


Ironman Switzerland F25-29 Stats

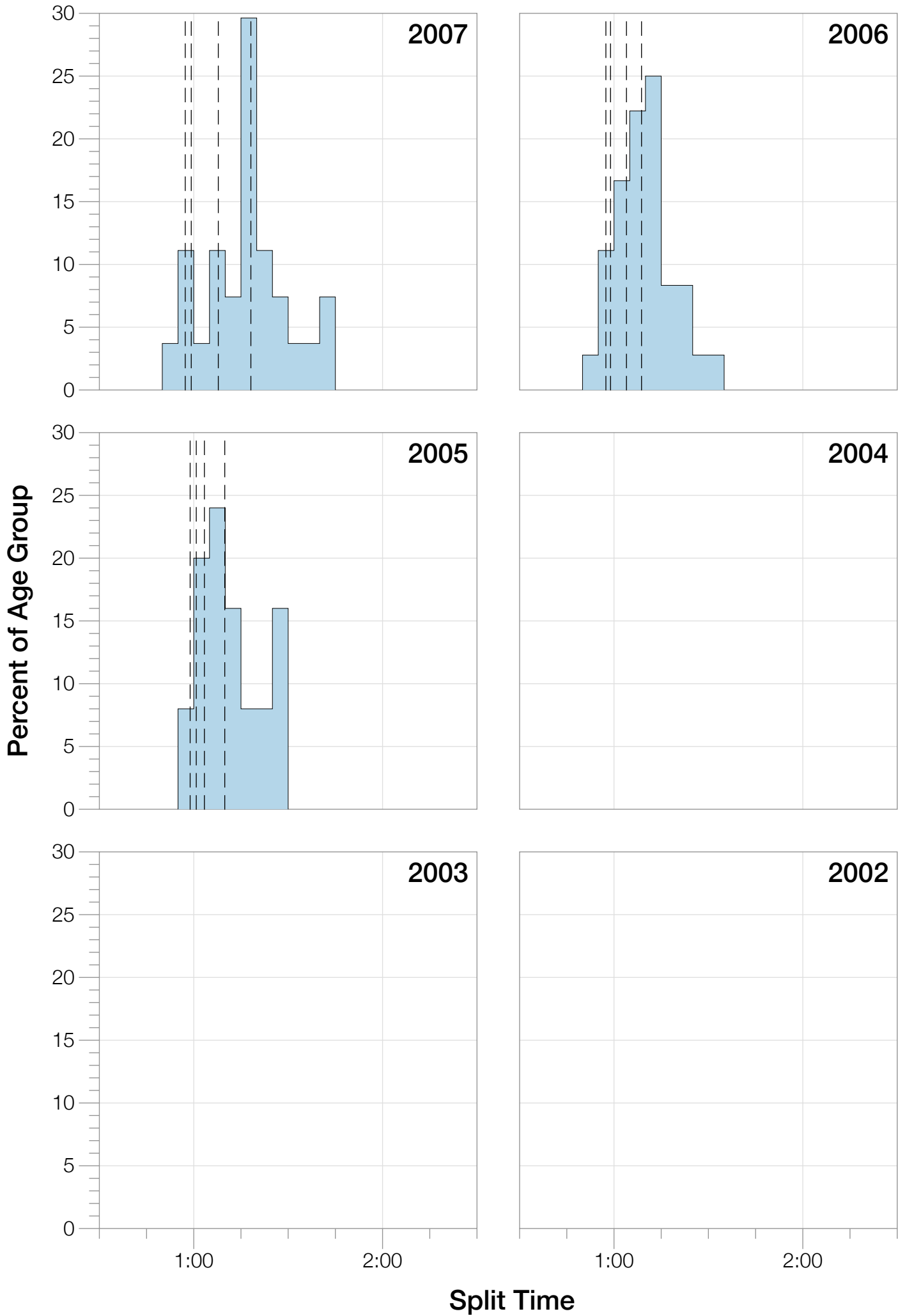
F25-29 Summary Statistics

| Year | Finishers | F25-29 Finishers | Male Winner's Time | Female Winner's Time | F25-29 Winner's Time |
|----------------|------------------|-------------------------|---------------------------|-----------------------------|-----------------------------|
| 2005 | 1291 | 25 | 8:21:50 | 9:10:54 | 10:22:22 |
| 2006 | 1500 | 36 | 8:16:50 | 9:24:18 | 9:54:50 |
| 2007 | 1642 | 27 | 8:25:00 | 9:20:43 | 9:50:45 |
| 2008 | 1955 | 49 | 8:16:05 | 9:30:12 | 10:04:08 |
| 2009 | 1984 | 23 | 8:20:00 | 9:14:35 | 9:32:57 |
| 2010 | 2156 | 30 | 8:12:40 | 9:00:04 | 10:21:06 |
| 2011 | 1601 | 23 | 8:19:51 | 9:03:26 | 10:12:38 |
| 2012 | 1394 | 17 | 8:17:13 | 9:20:16 | 10:00:22 |
| 2013 | 1878 | 16 | 8:33:39 | 9:21:31 | 10:26:21 |
| Average | 1711 | 27 | 8:20:20 | 9:16:13 | 10:05:03 |

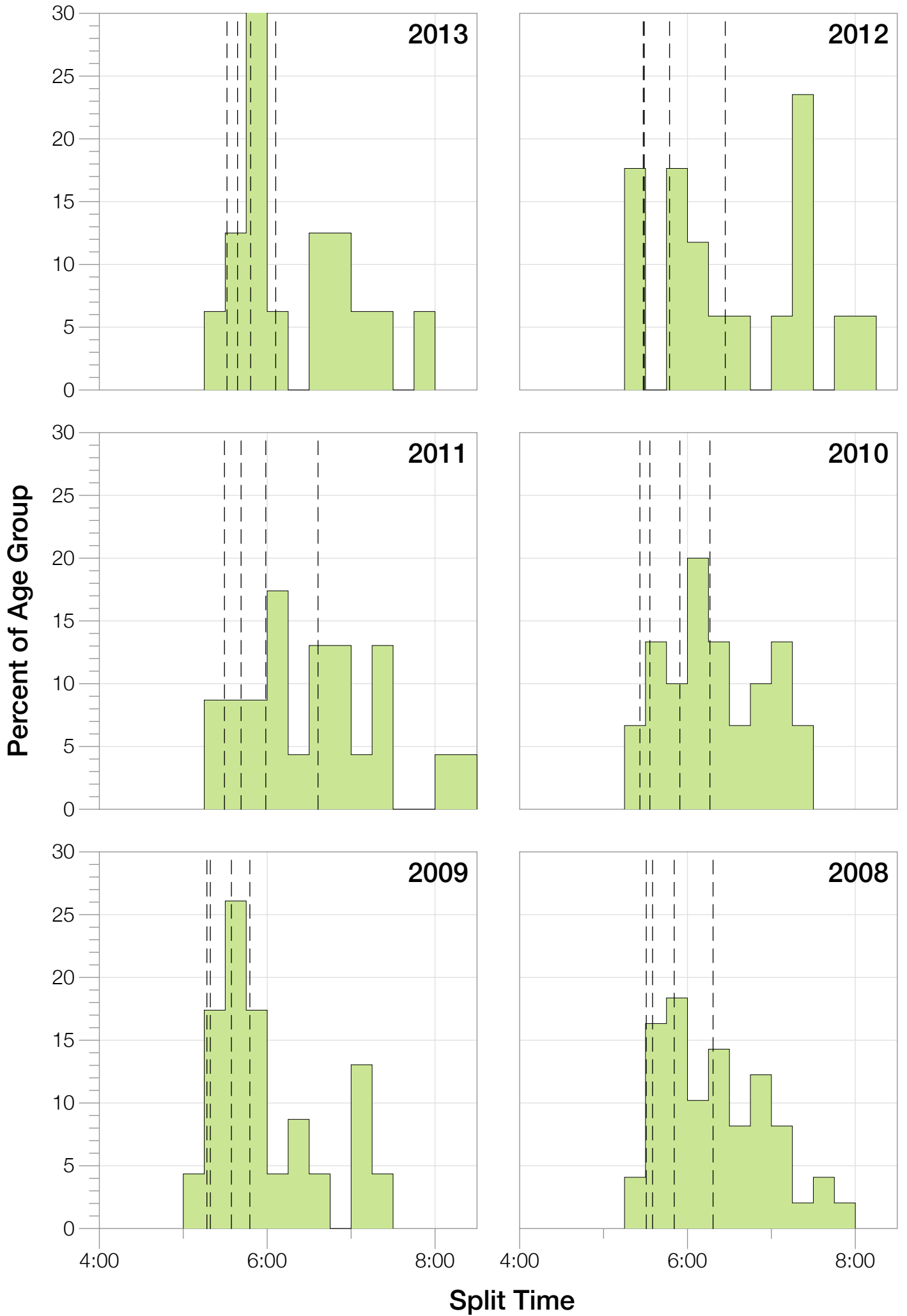
F25-29 Swim



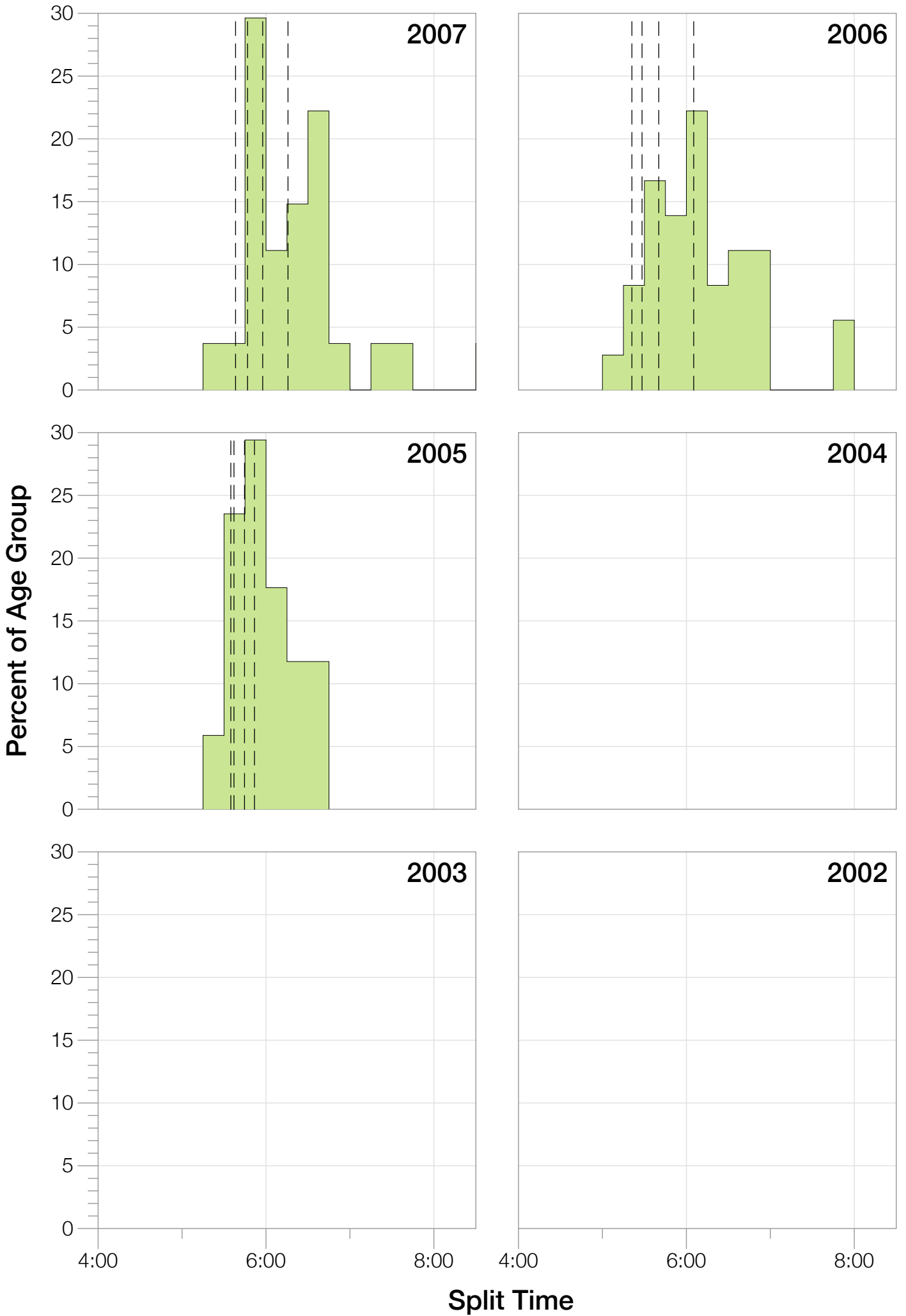
F25-29 Swim



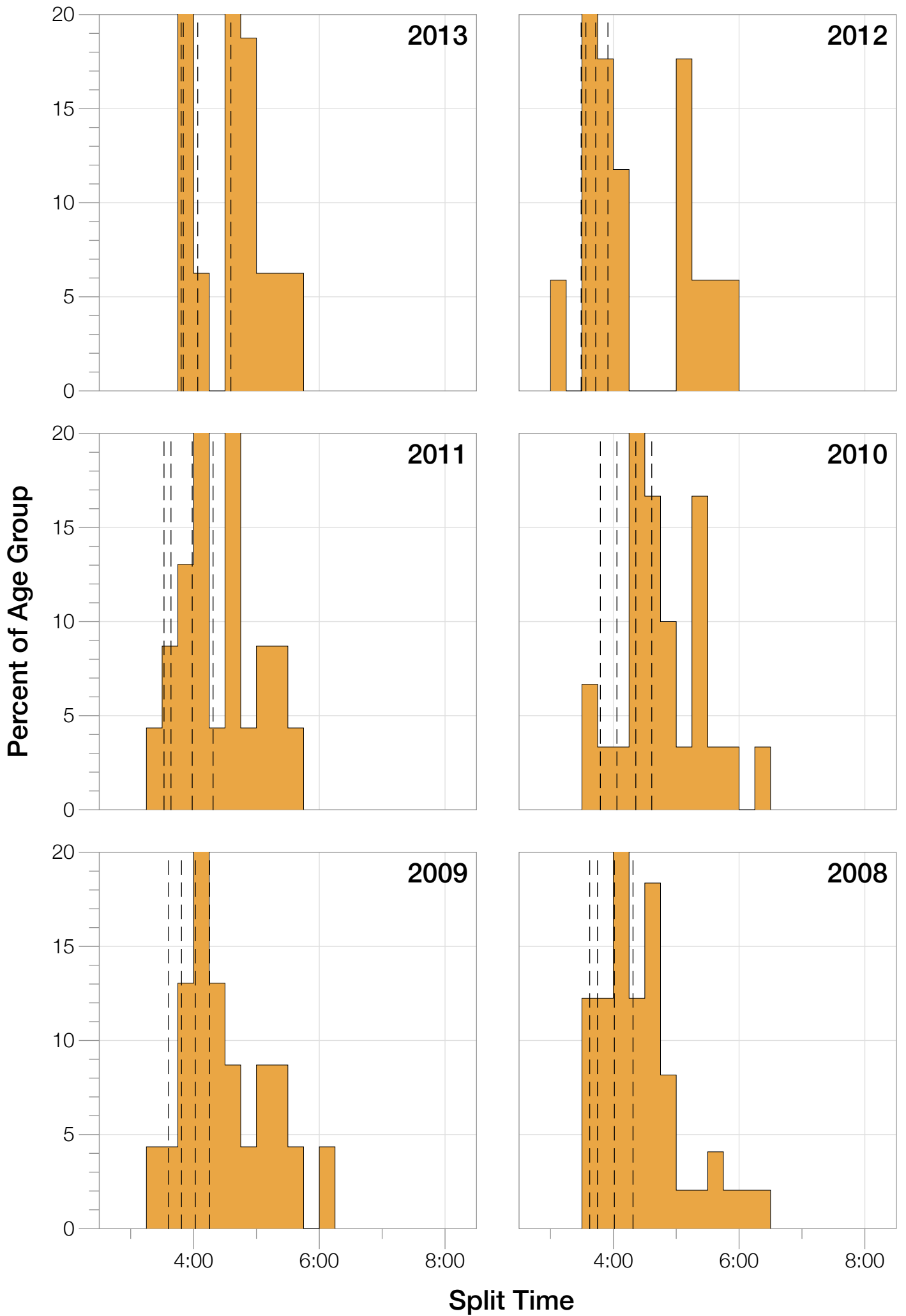
F25-29 Bike



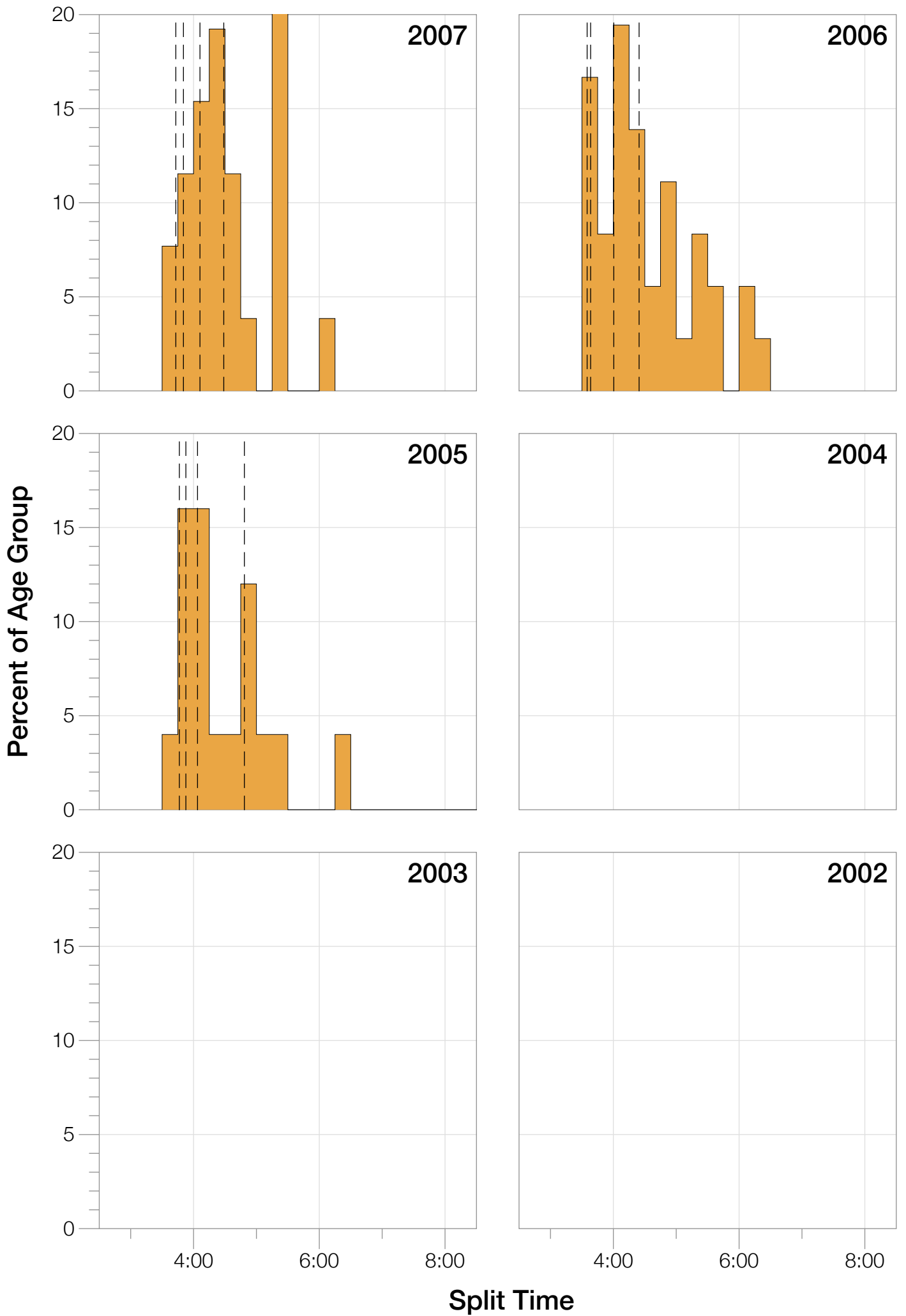
F25-29 Bike



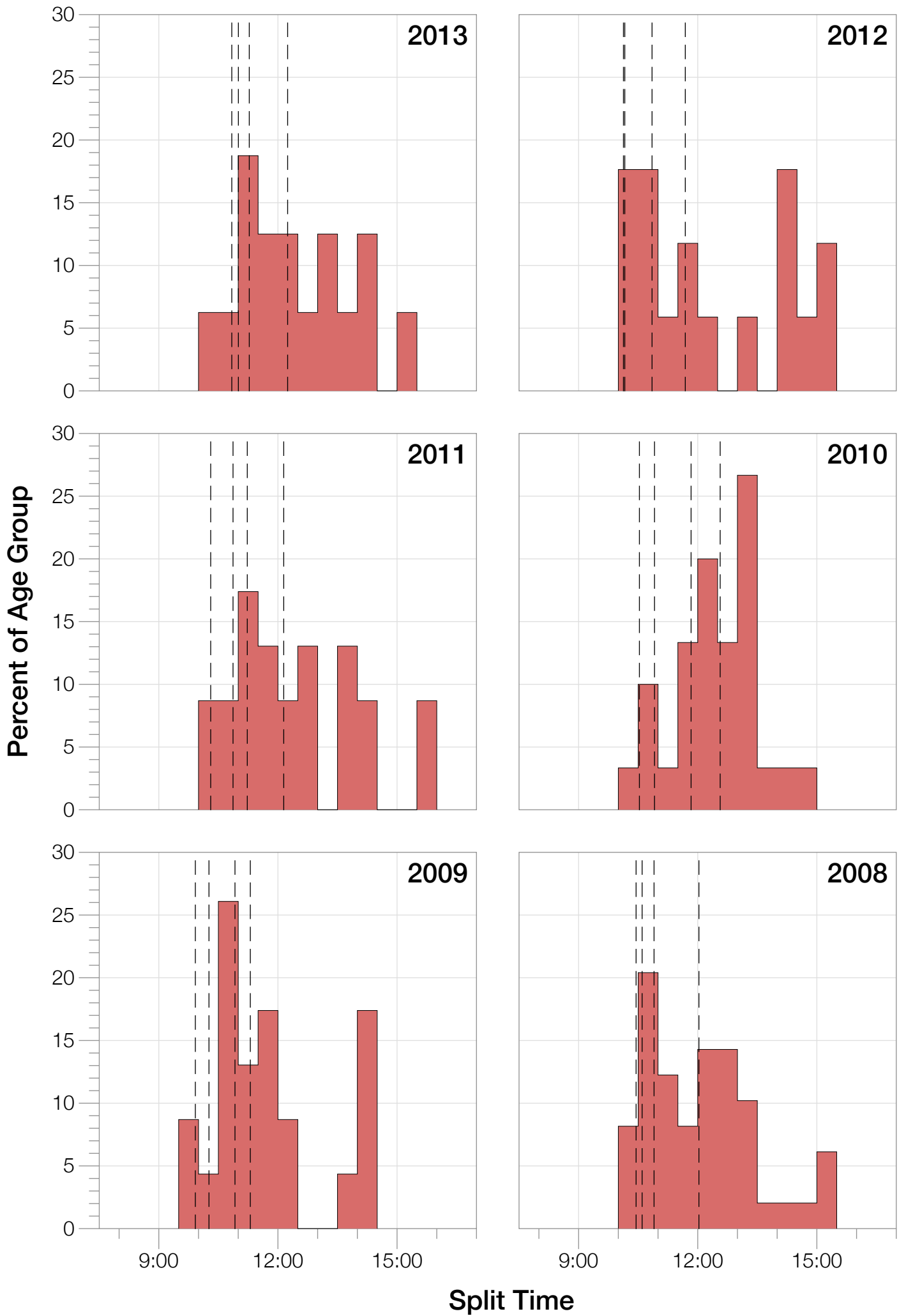
F25-29 Run



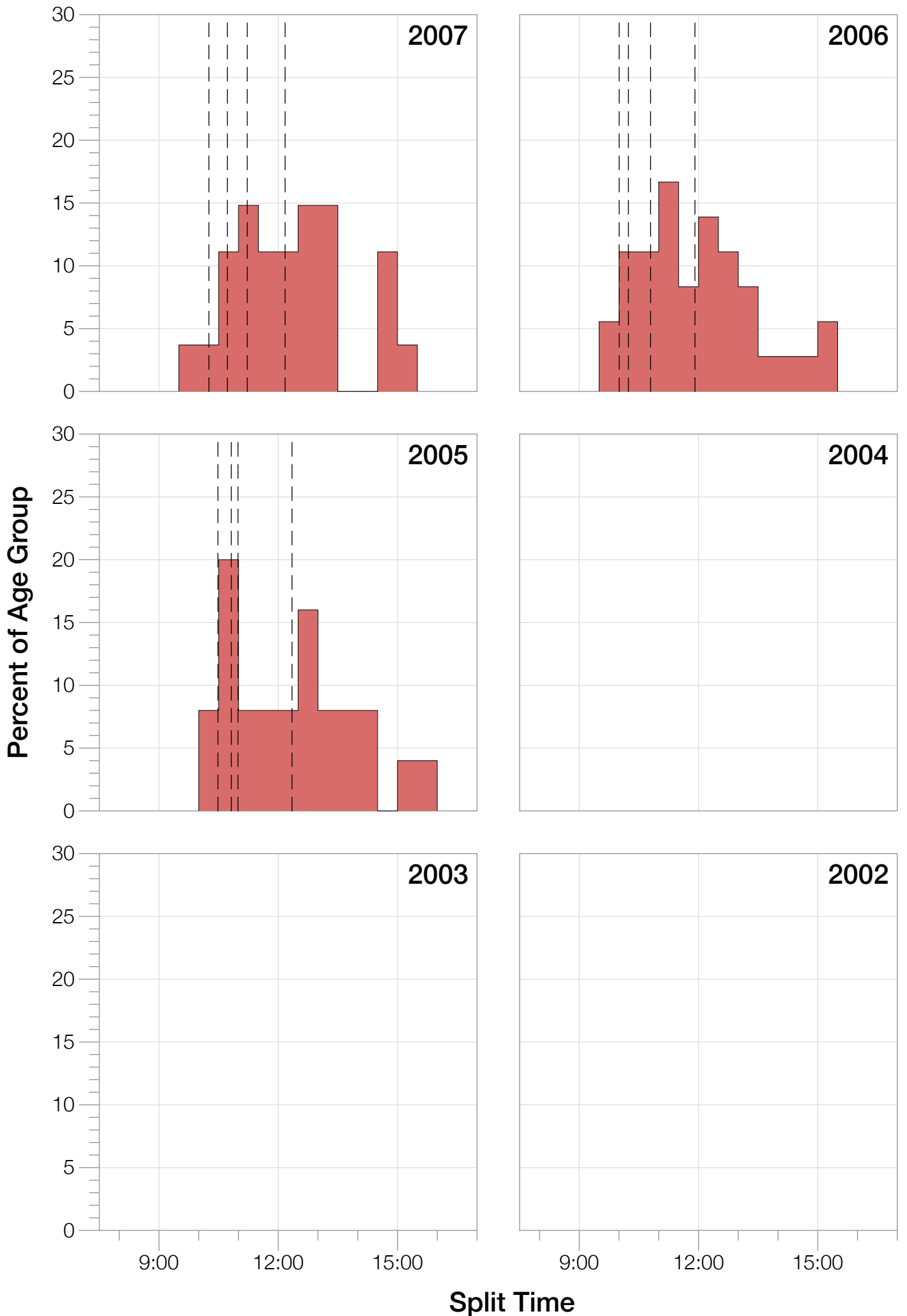
F25-29 Run



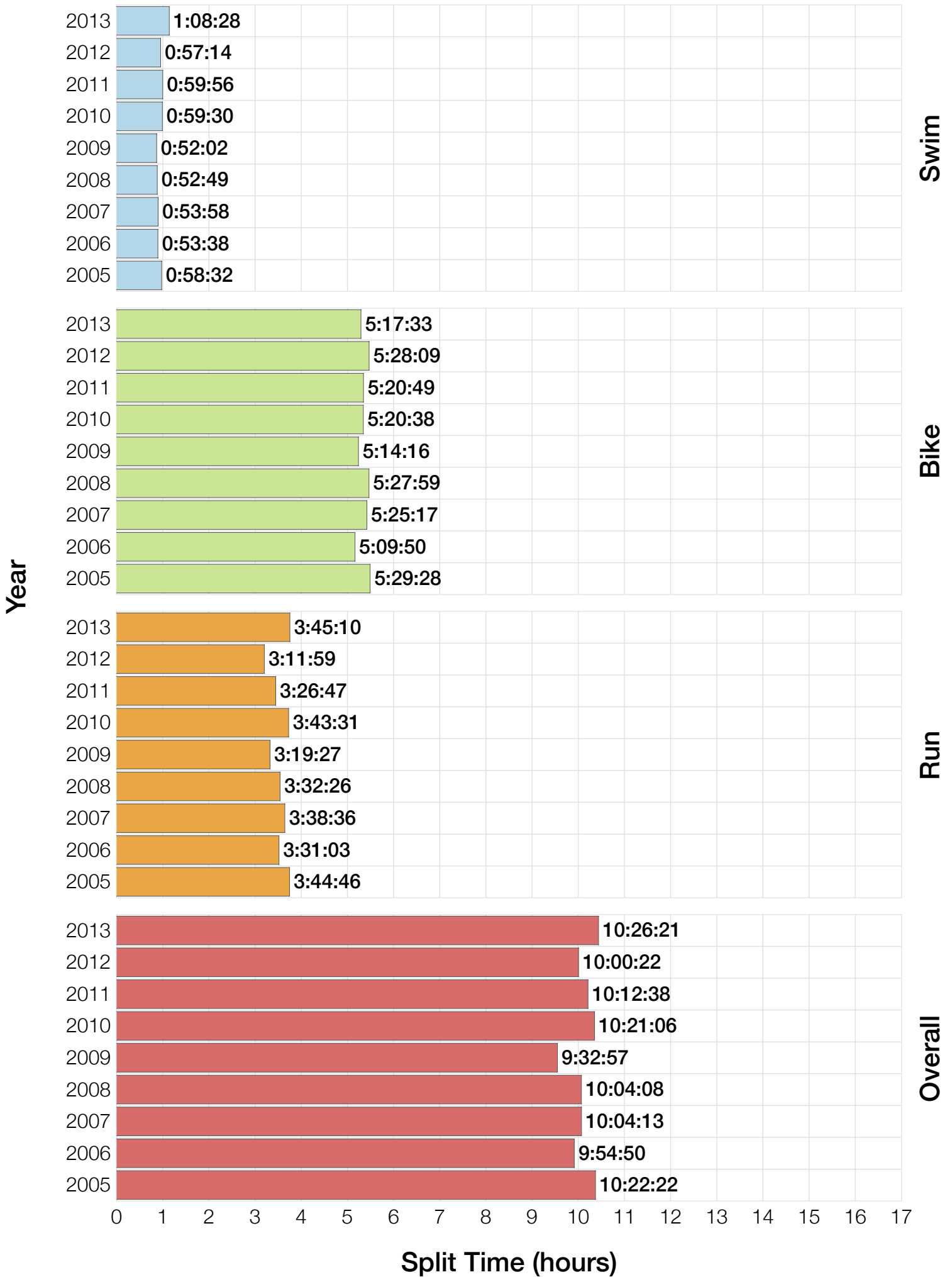
F25-29 Overall



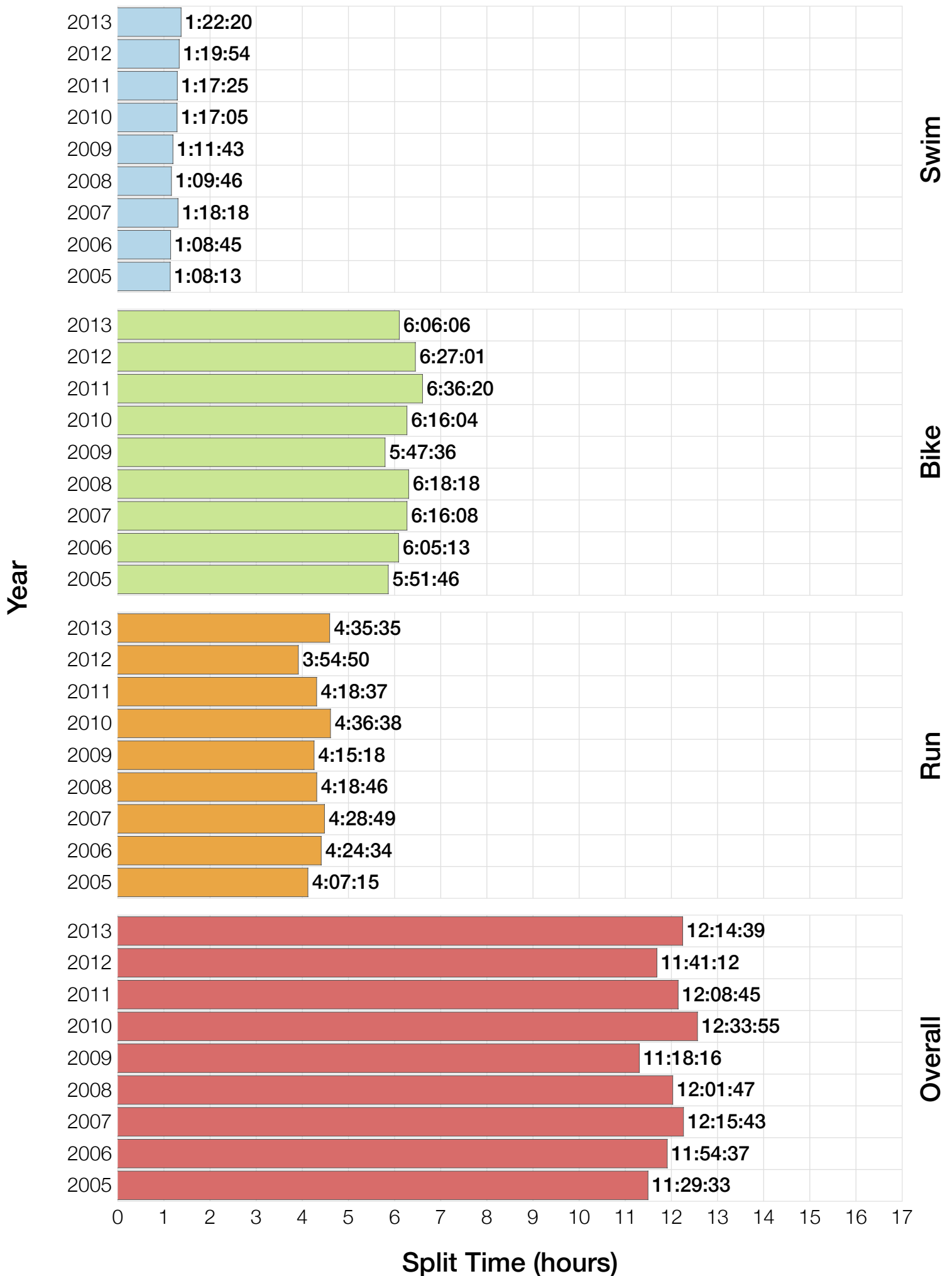
F25-29 Overall



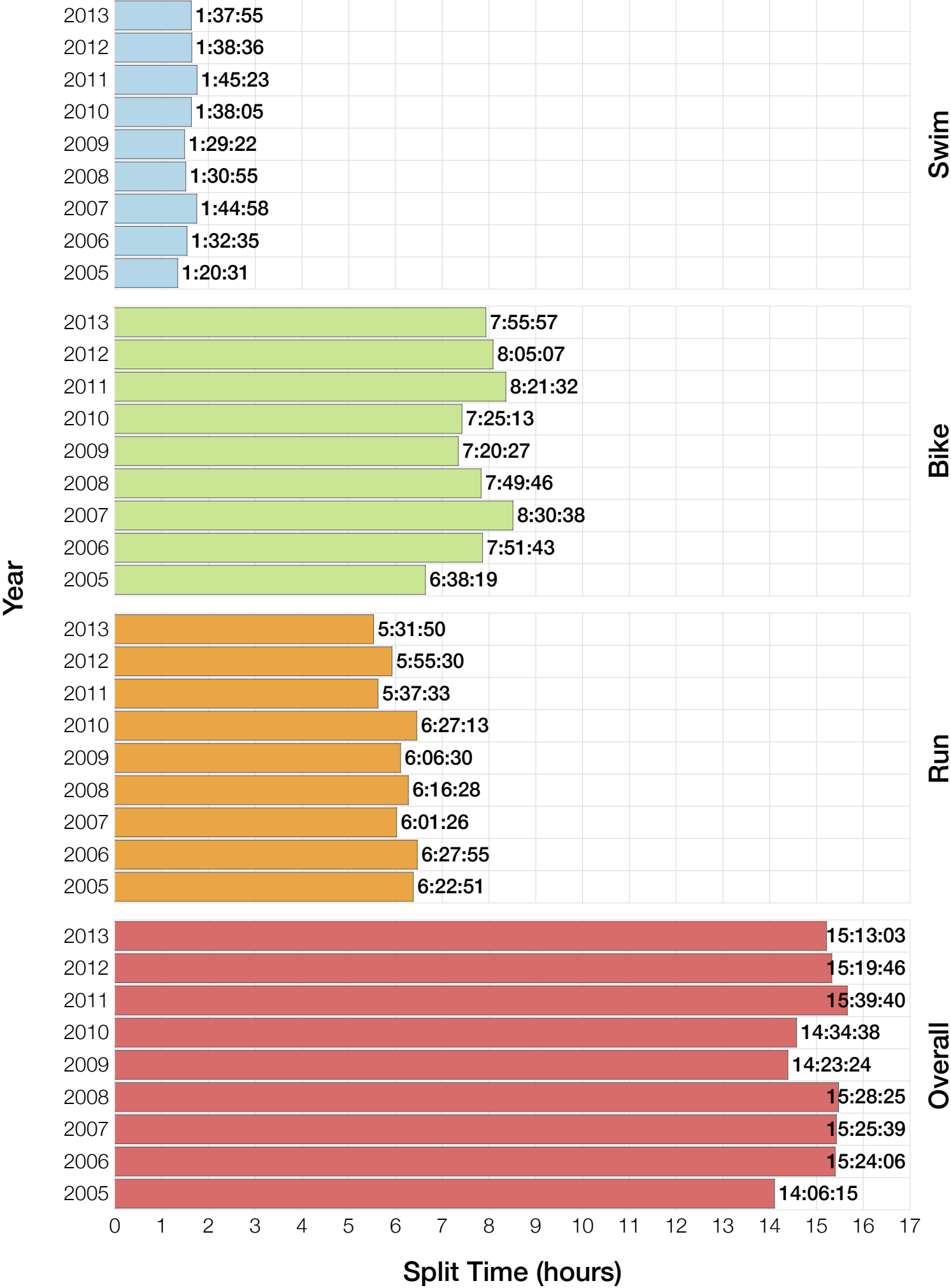
F25-29 Fastest Splits



F25-29 Median Splits

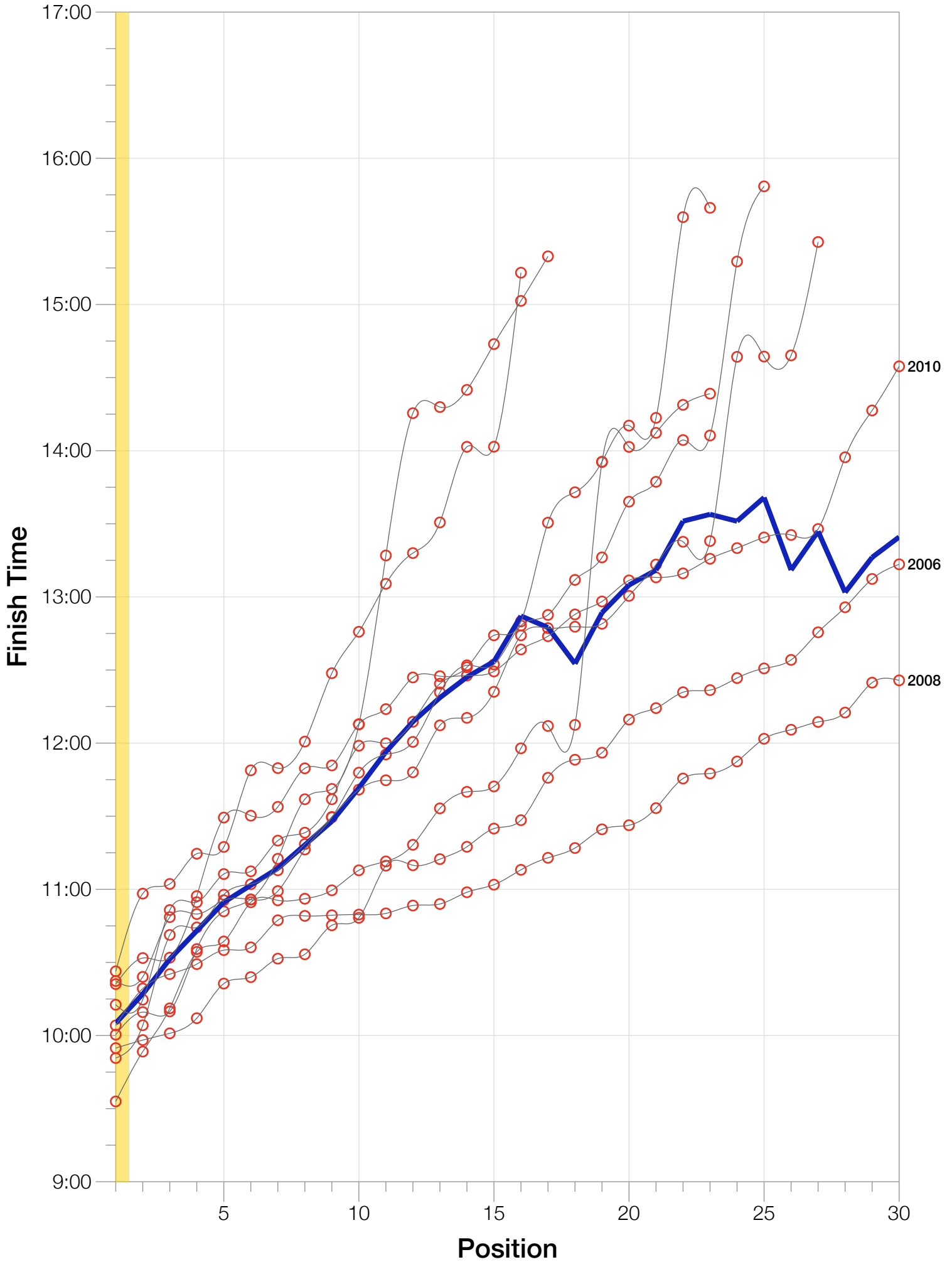


F25-29 Slowest Splits



F25-29 Top 30 Finishing Splits

Estimated Kona Slot Average Finishing Time Finishing Time



F25-29 Top 10 and Kona Times and Splits

Summary Statistics

| Position | Swim Time | Bike Time | Run Time | Overall Time |
|-----------------------------------|----------------|----------------|----------------|-----------------|
| Average Male Winner | 0:53:15 | 4:31:40 | 2:53:18 | 8:20:20 |
| Average Female Winner | 0:58:45 | 4:59:13 | 3:15:23 | 9:16:13 |
| Average 1st Age Grouper | 1:04:26 | 5:26:13 | 3:35:09 | 10:05:03 |
| Average 2nd Age Grouper | 1:02:30 | 5:29:11 | 3:41:48 | 10:17:03 |
| Average 3rd Age Grouper | 1:05:56 | 5:37:51 | 3:43:13 | 10:31:24 |
| Average 4th Age Grouper | 1:09:56 | 5:38:47 | 3:49:45 | 10:42:59 |
| Average 5th Age Grouper | 1:07:37 | 5:45:00 | 3:57:33 | 10:54:42 |
| Average 6th Age Grouper | 1:07:53 | 5:47:32 | 4:00:24 | 11:01:40 |
| Average 7th Age Grouper | 1:05:31 | 5:51:20 | 4:06:16 | 11:08:36 |
| Average 8th Age Grouper | 1:11:18 | 5:50:50 | 4:09:19 | 11:18:13 |
| Average 9th Age Grouper | 1:14:54 | 5:57:07 | 4:09:47 | 11:27:54 |
| Average 10th Age Grouper | 1:15:53 | 6:01:45 | 4:17:25 | 11:41:37 |
| Kona Qualifier Average | 1:04:26 | 5:26:13 | 3:35:09 | 10:05:03 |
| Top 10 Age Grouper Average | 1:08:35 | 5:44:34 | 3:57:19 | 10:54:55 |

Switzerland 2013

| Position | Swim Time | Bike Time | Run Time | Overall Time |
|-----------------------------------|----------------|----------------|----------------|-----------------|
| Male Winner | 0:55:59 | 4:32:16 | 3:01:59 | 8:33:39 |
| Female Winner | 0:58:21 | 4:56:23 | 3:22:55 | 9:21:31 |
| 1st Age Grouper | 1:08:28 | 5:17:33 | 3:53:07 | 10:26:21 |
| 2nd Age Grouper | 1:22:04 | 5:41:47 | 3:49:06 | 10:58:14 |
| 3rd Age Grouper | 1:18:21 | 5:46:52 | 3:51:17 | 11:02:12 |
| 4th Age Grouper | 1:24:01 | 5:58:43 | 3:45:10 | 11:14:37 |
| 5th Age Grouper | 1:13:53 | 5:48:35 | 4:07:37 | 11:17:23 |
| 6th Age Grouper | 1:28:41 | 5:35:49 | 4:34:14 | 11:48:50 |
| 7th Age Grouper | 1:08:32 | 5:59:33 | 4:33:20 | 11:49:44 |
| 8th Age Grouper | 1:22:37 | 5:55:56 | 4:33:40 | 12:00:37 |
| 9th Age Grouper | 1:11:35 | 6:12:39 | 4:53:52 | 12:28:41 |
| 10th Age Grouper | 1:29:41 | 6:32:14 | 4:36:57 | 12:45:41 |
| Kona Qualifier Average | 1:08:28 | 5:17:33 | 3:53:07 | 10:26:21 |
| Top 10 Age Grouper Average | 1:18:47 | 5:52:58 | 4:15:50 | 11:35:14 |

Switzerland 2012

| Position | Swim Time | Bike Time | Run Time | Overall Time |
|-----------------------------------|----------------|----------------|----------------|-----------------|
| Male Winner | 0:55:38 | 4:27:42 | 2:51:29 | 8:17:13 |
| Female Winner | 1:02:12 | 5:03:47 | 3:11:37 | 9:20:16 |
| 1st Age Grouper | 1:15:27 | 5:29:35 | 3:11:59 | 10:00:22 |
| 2nd Age Grouper | 0:57:14 | 5:28:29 | 3:39:48 | 10:09:36 |
| 3rd Age Grouper | 1:03:48 | 5:28:09 | 3:33:52 | 10:09:53 |
| 4th Age Grouper | 1:08:48 | 5:45:55 | 3:33:36 | 10:35:29 |
| 5th Age Grouper | 1:11:43 | 5:49:57 | 3:44:22 | 10:50:57 |
| 6th Age Grouper | 1:18:33 | 5:47:13 | 3:43:11 | 10:55:53 |
| 7th Age Grouper | 1:01:08 | 6:01:31 | 4:05:03 | 11:12:32 |
| 8th Age Grouper | 1:20:42 | 6:12:37 | 3:53:44 | 11:36:58 |
| 9th Age Grouper | 1:19:54 | 6:27:01 | 3:48:51 | 11:41:12 |
| 10th Age Grouper | 1:21:00 | 6:43:52 | 3:54:50 | 12:07:38 |
| Kona Qualifier Average | 1:15:27 | 5:29:35 | 3:11:59 | 10:00:22 |
| Top 10 Age Grouper Average | 1:11:49 | 5:55:25 | 3:42:55 | 10:56:03 |

Switzerland 2011

| Position | Swim Time | Bike Time | Run Time | Overall Time |
|-----------------------------------|----------------|----------------|----------------|-----------------|
| Male Winner | 0:53:18 | 4:36:11 | 2:48:43 | 8:19:51 |
| Female Winner | 1:02:41 | 4:51:19 | 3:06:41 | 9:03:26 |
| 1st Age Grouper | 1:17:25 | 5:20:49 | 3:31:19 | 10:12:38 |
| 2nd Age Grouper | 1:06:08 | 5:28:13 | 3:36:08 | 10:14:43 |
| 3rd Age Grouper | 1:08:43 | 5:44:46 | 3:54:11 | 10:51:30 |
| 4th Age Grouper | 1:13:39 | 5:45:56 | 3:51:43 | 10:54:43 |
| 5th Age Grouper | 1:05:32 | 6:29:30 | 3:26:47 | 11:06:16 |
| 6th Age Grouper | 0:59:56 | 5:53:37 | 4:10:03 | 11:07:23 |
| 7th Age Grouper | 1:05:50 | 6:04:39 | 4:03:15 | 11:19:59 |
| 8th Age Grouper | 1:23:32 | 6:04:21 | 3:47:41 | 11:23:15 |
| 9th Age Grouper | 1:17:04 | 5:40:28 | 4:35:13 | 11:36:57 |
| 10th Age Grouper | 1:11:27 | 6:09:30 | 4:31:28 | 11:58:56 |
| Kona Qualifier Average | 1:17:25 | 5:20:49 | 3:31:19 | 10:12:38 |
| Top 10 Age Grouper Average | 1:10:55 | 5:52:10 | 3:56:46 | 11:04:38 |

Switzerland 2010

| Position | Swim Time | Bike Time | Run Time | Overall Time |
|-----------------------------------|----------------|----------------|----------------|-----------------|
| Male Winner | 0:50:29 | 4:29:10 | 2:51:04 | 8:12:40 |
| Female Winner | 1:08:29 | 4:43:53 | 3:04:24 | 9:00:04 |
| 1st Age Grouper | 1:11:14 | 5:22:13 | 3:43:31 | 10:21:06 |
| 2nd Age Grouper | 1:22:58 | 5:20:38 | 3:44:38 | 10:31:48 |
| 3rd Age Grouper | 1:02:39 | 5:33:24 | 3:51:16 | 10:31:57 |
| 4th Age Grouper | 1:06:23 | 5:30:38 | 4:17:11 | 10:57:13 |
| 5th Age Grouper | 1:09:58 | 5:39:28 | 4:35:58 | 11:29:27 |
| 6th Age Grouper | 1:05:18 | 6:13:15 | 4:04:45 | 11:30:13 |
| 7th Age Grouper | 1:10:21 | 5:49:01 | 4:28:06 | 11:33:50 |
| 8th Age Grouper | 1:12:53 | 5:43:56 | 4:46:14 | 11:49:39 |
| 9th Age Grouper | 1:24:25 | 6:06:29 | 4:15:10 | 11:50:50 |
| 10th Age Grouper | 1:20:14 | 6:11:50 | 4:28:41 | 12:07:47 |
| Kona Qualifier Average | 1:11:14 | 5:22:13 | 3:43:31 | 10:21:06 |
| Top 10 Age Grouper Average | 1:12:38 | 5:45:05 | 4:13:33 | 11:16:23 |

Switzerland 2009

| Position | Swim Time | Bike Time | Run Time | Overall Time |
|-----------------------------------|----------------|----------------|----------------|-----------------|
| Male Winner | 0:52:48 | 4:34:44 | 2:50:36 | 8:20:00 |
| Female Winner | 0:52:51 | 5:07:50 | 3:11:56 | 9:14:35 |
| 1st Age Grouper | 0:52:02 | 5:18:16 | 3:19:27 | 9:32:57 |
| 2nd Age Grouper | 0:52:02 | 5:23:52 | 3:34:52 | 9:53:25 |
| 3rd Age Grouper | 1:02:24 | 5:16:44 | 3:48:17 | 10:11:10 |
| 4th Age Grouper | 1:16:52 | 5:23:38 | 3:50:15 | 10:34:19 |
| 5th Age Grouper | 1:13:51 | 5:14:16 | 4:06:07 | 10:38:36 |
| 6th Age Grouper | 1:06:50 | 5:33:12 | 4:11:26 | 10:54:41 |
| 7th Age Grouper | 1:01:41 | 5:47:36 | 4:02:02 | 10:55:29 |
| 8th Age Grouper | 1:11:43 | 5:36:05 | 4:02:24 | 10:56:08 |
| 9th Age Grouper | 1:20:25 | 5:43:34 | 3:49:10 | 10:59:36 |
| 10th Age Grouper | 1:00:05 | 5:48:41 | 4:15:18 | 11:07:48 |
| Kona Qualifier Average | 0:52:02 | 5:18:16 | 3:19:27 | 9:32:57 |
| Top 10 Age Grouper Average | 1:05:47 | 5:30:35 | 3:53:55 | 10:34:24 |

Switzerland 2008

| Position | Swim Time | Bike Time | Run Time | Overall Time |
|-----------------------------------|----------------|----------------|----------------|-----------------|
| Male Winner | 0:51:59 | 4:27:43 | 2:54:00 | 8:16:05 |
| Female Winner | 0:51:57 | 5:11:11 | 3:24:25 | 9:30:12 |
| 1st Age Grouper | 0:52:49 | 5:27:59 | 3:37:33 | 10:04:08 |
| 2nd Age Grouper | 0:54:26 | 5:36:06 | 3:45:27 | 10:19:16 |
| 3rd Age Grouper | 1:03:33 | 5:42:41 | 3:34:29 | 10:25:12 |
| 4th Age Grouper | 1:08:17 | 5:30:55 | 3:44:55 | 10:29:18 |
| 5th Age Grouper | 0:59:54 | 5:51:50 | 3:37:20 | 10:35:03 |
| 6th Age Grouper | 1:02:27 | 5:57:06 | 3:32:26 | 10:36:11 |
| 7th Age Grouper | 1:11:26 | 5:29:09 | 4:00:57 | 10:47:18 |
| 8th Age Grouper | 0:58:26 | 6:00:01 | 3:44:36 | 10:49:06 |
| 9th Age Grouper | 1:18:37 | 5:35:35 | 3:48:37 | 10:49:22 |
| 10th Age Grouper | 1:03:51 | 5:30:19 | 4:06:29 | 10:49:38 |
| Kona Qualifier Average | 0:52:49 | 5:27:59 | 3:37:33 | 10:04:08 |
| Top 10 Age Grouper Average | 1:03:22 | 5:40:10 | 3:45:16 | 10:34:27 |

Switzerland 2007

| Position | Swim Time | Bike Time | Run Time | Overall Time |
|-----------------------------------|----------------|----------------|----------------|-----------------|
| Male Winner | 0:53:41 | 4:36:27 | 2:53:12 | 8:25:00 |
| Female Winner | 0:57:09 | 5:03:02 | 3:18:15 | 9:20:43 |
| 1st Age Grouper | 1:06:08 | 5:52:29 | | 9:50:45 |
| 2nd Age Grouper | 0:53:58 | 5:25:17 | 3:41:50 | 10:04:13 |
| 3rd Age Grouper | 1:09:28 | 5:45:43 | 3:38:36 | 10:41:17 |
| 4th Age Grouper | 1:10:23 | 5:35:02 | 3:53:54 | 10:44:22 |
| 5th Age Grouper | 0:59:11 | 5:57:00 | 3:57:05 | 10:57:47 |
| 6th Age Grouper | 1:05:53 | 5:52:01 | 4:00:43 | 11:02:07 |
| 7th Age Grouper | 0:59:13 | 5:58:56 | 4:06:01 | 11:07:49 |
| 8th Age Grouper | 0:56:29 | 5:47:33 | 4:28:53 | 11:18:34 |
| 9th Age Grouper | 1:02:57 | 6:05:46 | 4:15:57 | 11:29:42 |
| 10th Age Grouper | 1:44:58 | 5:59:41 | 3:46:47 | 11:40:55 |
| Kona Qualifier Average | 1:06:08 | 5:52:29 | | 9:50:45 |
| Top 10 Age Grouper Average | 1:06:51 | 5:49:56 | 3:58:51 | 10:53:45 |

Switzerland 2006

| Position | Swim Time | Bike Time | Run Time | Overall Time |
|-----------------------------------|----------------|----------------|----------------|-----------------|
| Male Winner | 0:53:46 | 4:23:59 | 2:56:53 | 8:16:50 |
| Female Winner | 0:56:38 | 5:07:24 | 3:17:58 | 9:24:18 |
| 1st Age Grouper | 0:57:50 | 5:17:37 | 3:36:02 | 9:54:50 |
| 2nd Age Grouper | 0:53:38 | 5:22:12 | 3:39:38 | 9:58:08 |
| 3rd Age Grouper | 0:56:20 | 5:31:12 | 3:31:03 | 10:00:54 |
| 4th Age Grouper | 0:57:47 | 5:34:56 | 3:31:47 | 10:07:07 |
| 5th Age Grouper | 1:05:53 | 5:09:50 | 4:03:01 | 10:21:19 |
| 6th Age Grouper | 1:00:03 | 5:38:00 | 3:43:02 | 10:23:58 |
| 7th Age Grouper | 1:08:05 | 5:41:01 | 3:37:00 | 10:31:33 |
| 8th Age Grouper | 1:05:37 | 5:25:23 | 3:59:31 | 10:33:20 |
| 9th Age Grouper | 1:04:17 | 5:37:25 | 3:57:10 | 10:45:14 |
| 10th Age Grouper | 1:05:02 | 5:32:16 | 4:07:52 | 10:48:18 |
| Kona Qualifier Average | 0:57:50 | 5:17:37 | 3:36:02 | 9:54:50 |
| Top 10 Age Grouper Average | 1:01:27 | 5:28:59 | 3:46:36 | 10:20:28 |

Switzerland 2005

| Position | Swim Time | Bike Time | Run Time | Overall Time |
|-----------------------------------|----------------|----------------|----------------|-----------------|
| Male Winner | 0:51:37 | 4:36:54 | 2:51:48 | 8:21:50 |
| Female Winner | 0:58:28 | 4:48:08 | 3:20:18 | 9:10:54 |
| 1st Age Grouper | 0:58:32 | 5:29:28 | 3:48:16 | 10:22:22 |
| 2nd Age Grouper | 1:00:07 | 5:36:12 | 3:44:46 | 10:24:04 |
| 3rd Age Grouper | 1:08:13 | 5:51:10 | 3:46:00 | 10:48:35 |
| 4th Age Grouper | 1:03:21 | 5:43:23 | 3:59:15 | 10:49:51 |
| 5th Age Grouper | 1:08:45 | 5:44:38 | 3:59:44 | 10:55:32 |
| 6th Age Grouper | 1:03:17 | 5:37:42 | 4:03:47 | 10:55:45 |
| 7th Age Grouper | 1:03:23 | 5:50:42 | 4:00:42 | 10:59:16 |
| 8th Age Grouper | 1:09:51 | 5:51:46 | 4:07:15 | 11:16:20 |
| 9th Age Grouper | 1:14:53 | 6:05:12 | 4:04:10 | 11:29:33 |
| 10th Age Grouper | 1:06:47 | 5:47:26 | 4:48:28 | 11:47:53 |
| Kona Qualifier Average | 0:58:32 | 5:29:28 | 3:48:16 | 10:22:22 |
| Top 10 Age Grouper Average | 1:05:42 | 5:45:45 | 4:02:14 | 10:58:55 |