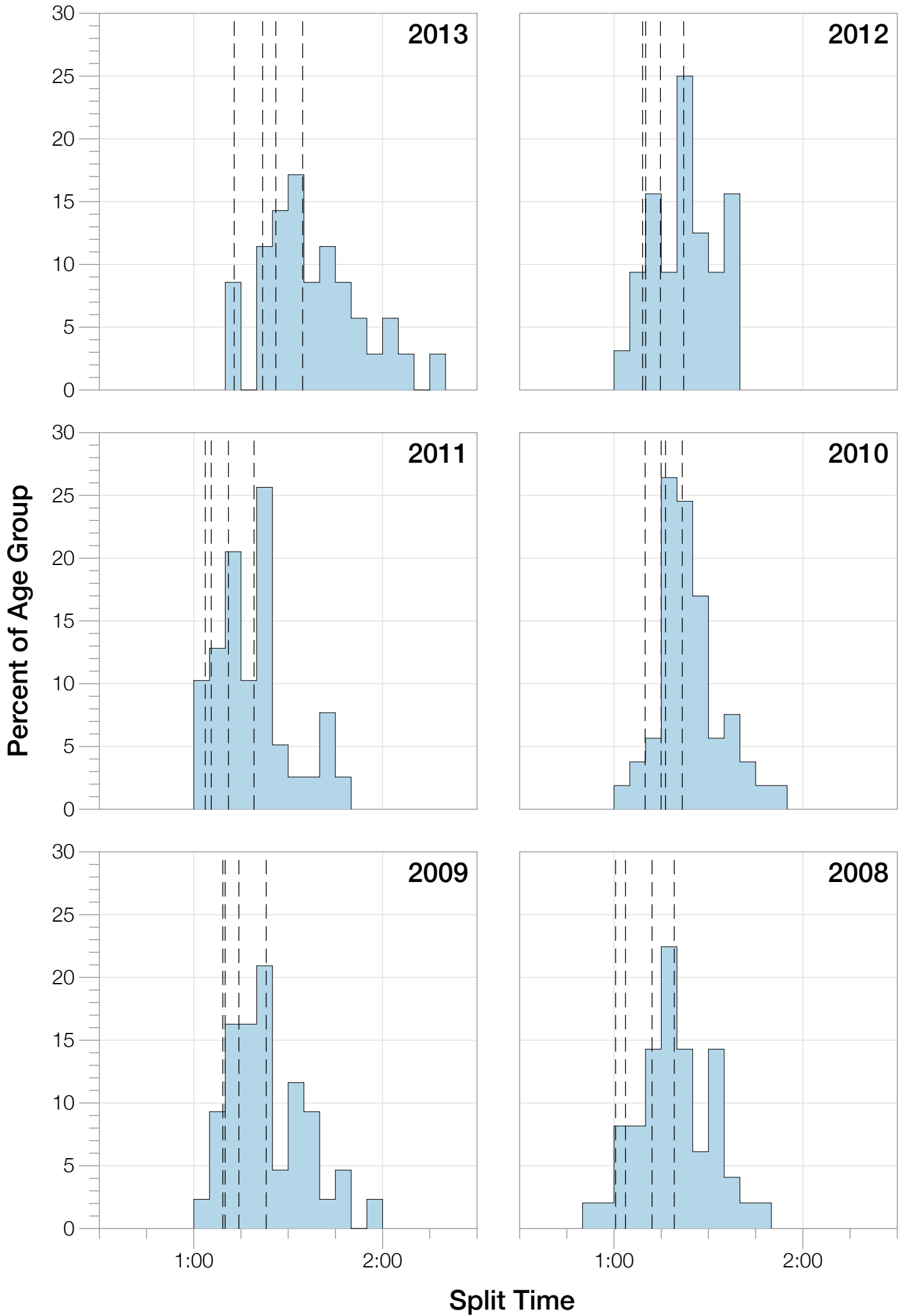


Ironman Switzerland F40-44 Stats

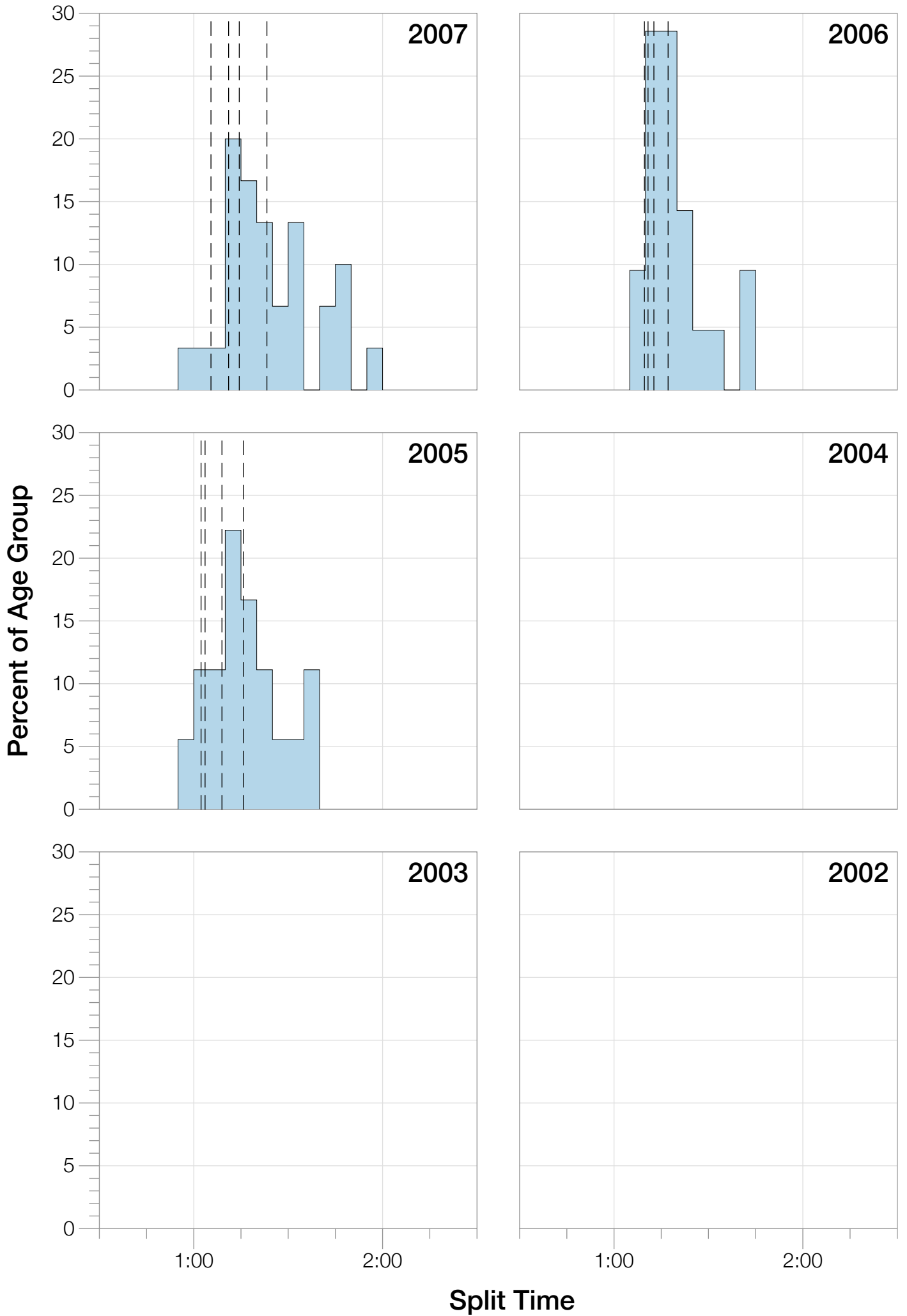
F40-44 Summary Statistics

| Year | Finishers | F40-44 Finishers | Male Winner's Time | Female Winner's Time | F40-44 Winner's Time |
|----------------|-------------|------------------|--------------------|----------------------|----------------------|
| 2005 | 1291 | 18 | 8:21:50 | 9:10:54 | 11:04:30 |
| 2006 | 1500 | 21 | 8:16:50 | 9:24:18 | 11:23:12 |
| 2007 | 1642 | 30 | 8:25:00 | 9:20:43 | 11:08:39 |
| 2008 | 1955 | 50 | 8:16:05 | 9:30:12 | 10:06:00 |
| 2009 | 1984 | 43 | 8:20:00 | 9:14:35 | 10:45:24 |
| 2010 | 2156 | 53 | 8:12:40 | 9:00:04 | 10:15:54 |
| 2011 | 1601 | 39 | 8:19:51 | 9:03:26 | 10:08:46 |
| 2012 | 1394 | 32 | 8:17:13 | 9:20:16 | 11:03:49 |
| 2013 | 1878 | 35 | 8:33:39 | 9:21:31 | 11:19:15 |
| Average | 1711 | 36 | 8:20:20 | 9:16:13 | 10:48:23 |

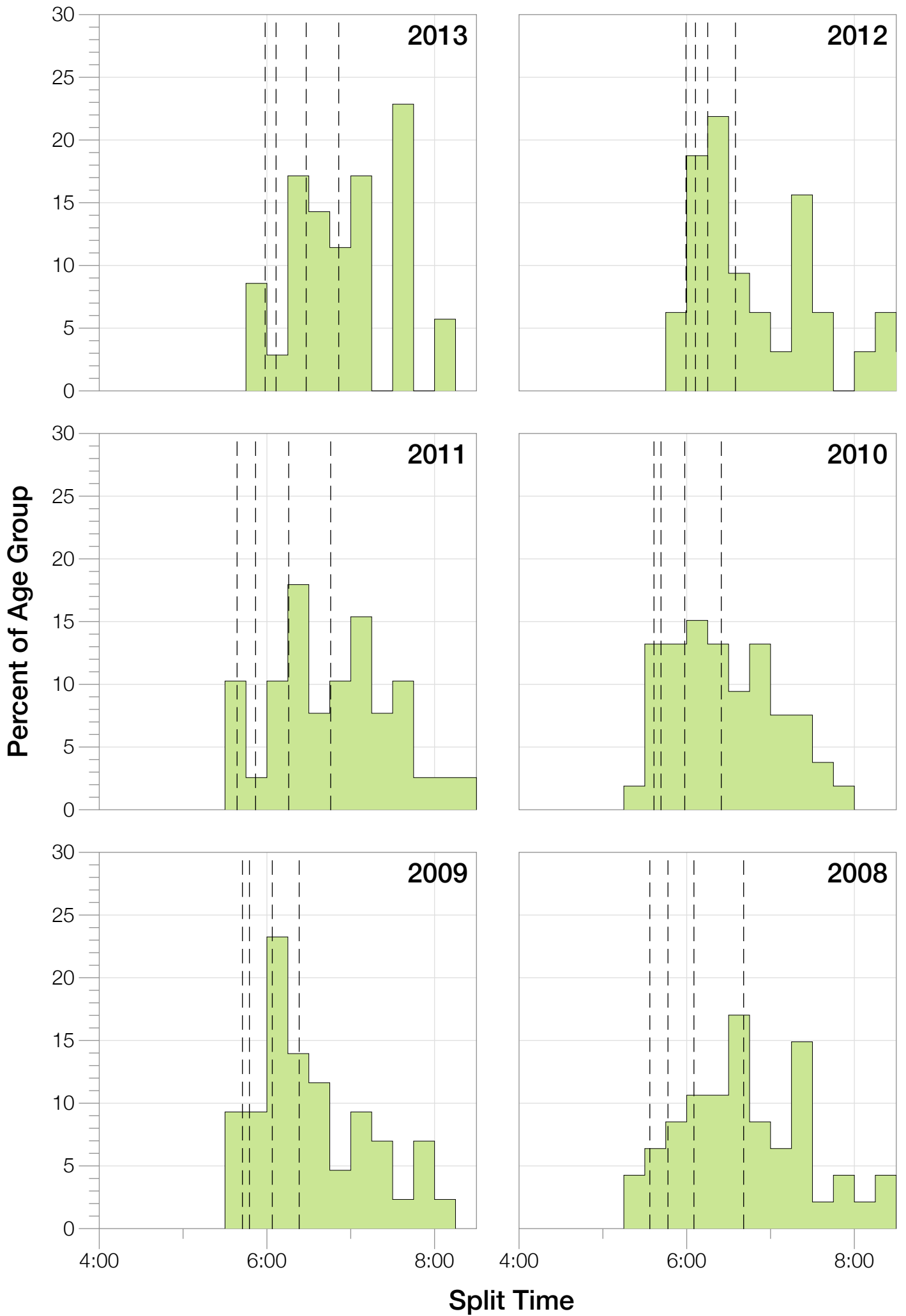
F40-44 Swim



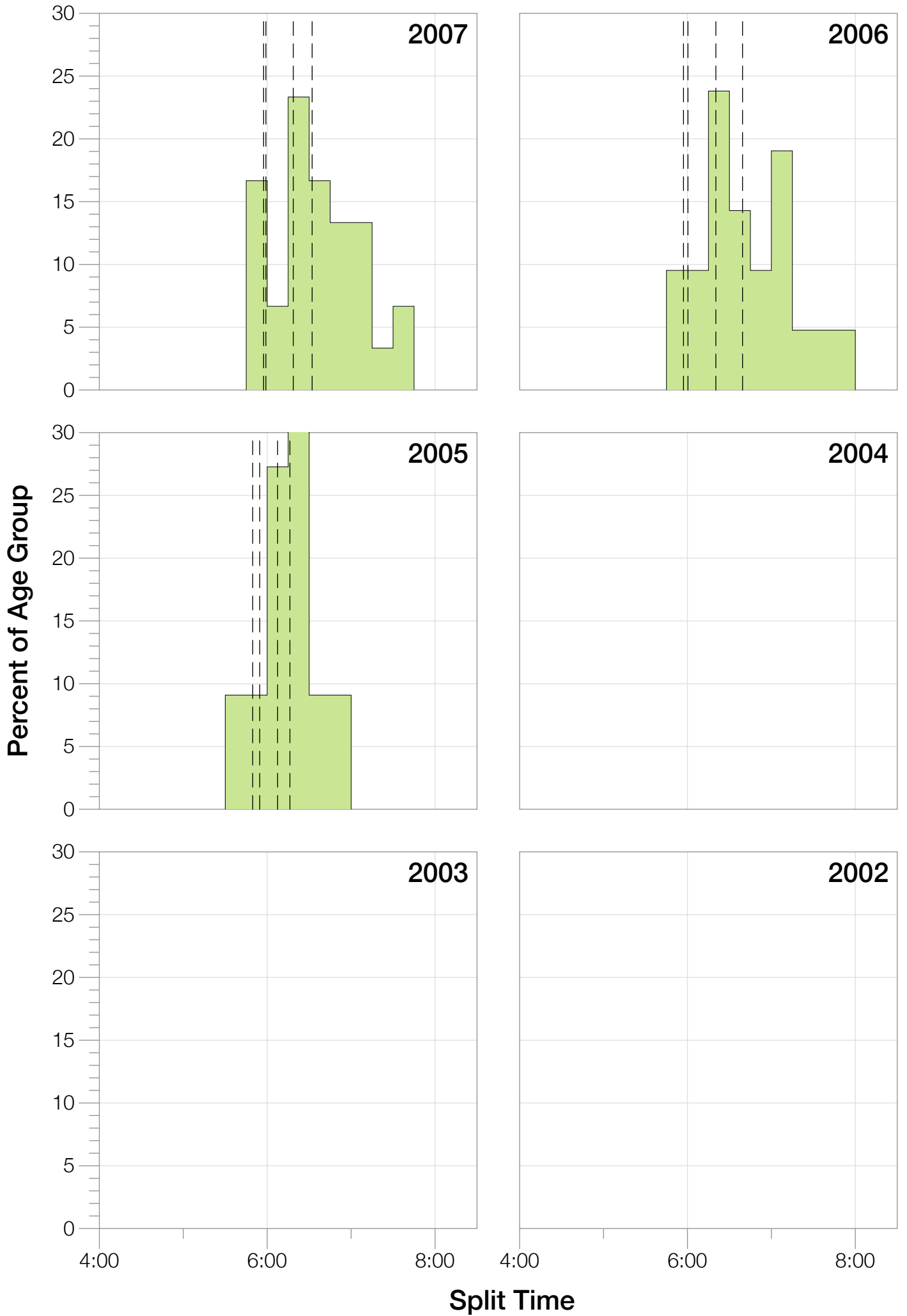
F40-44 Swim



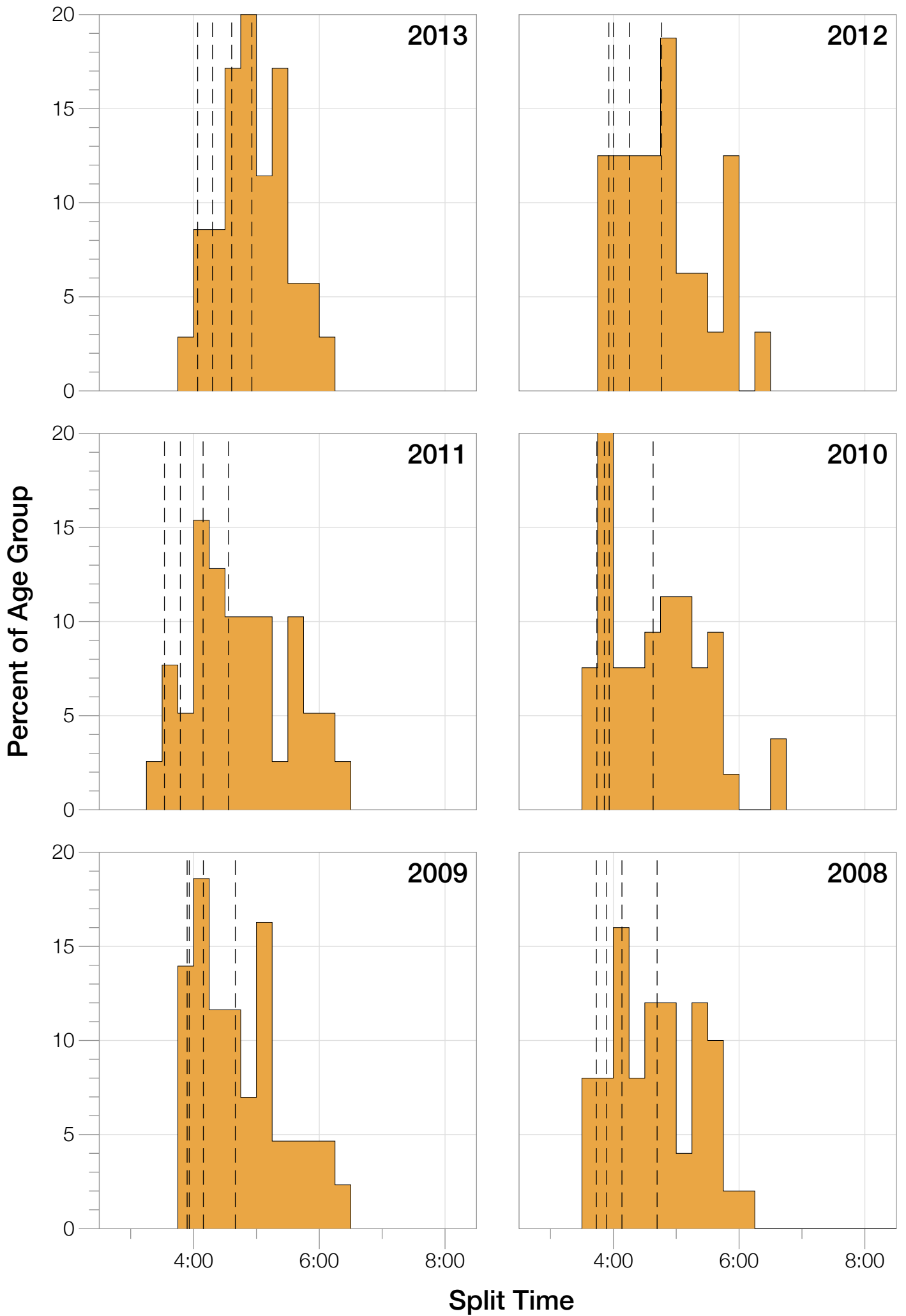
F40-44 Bike



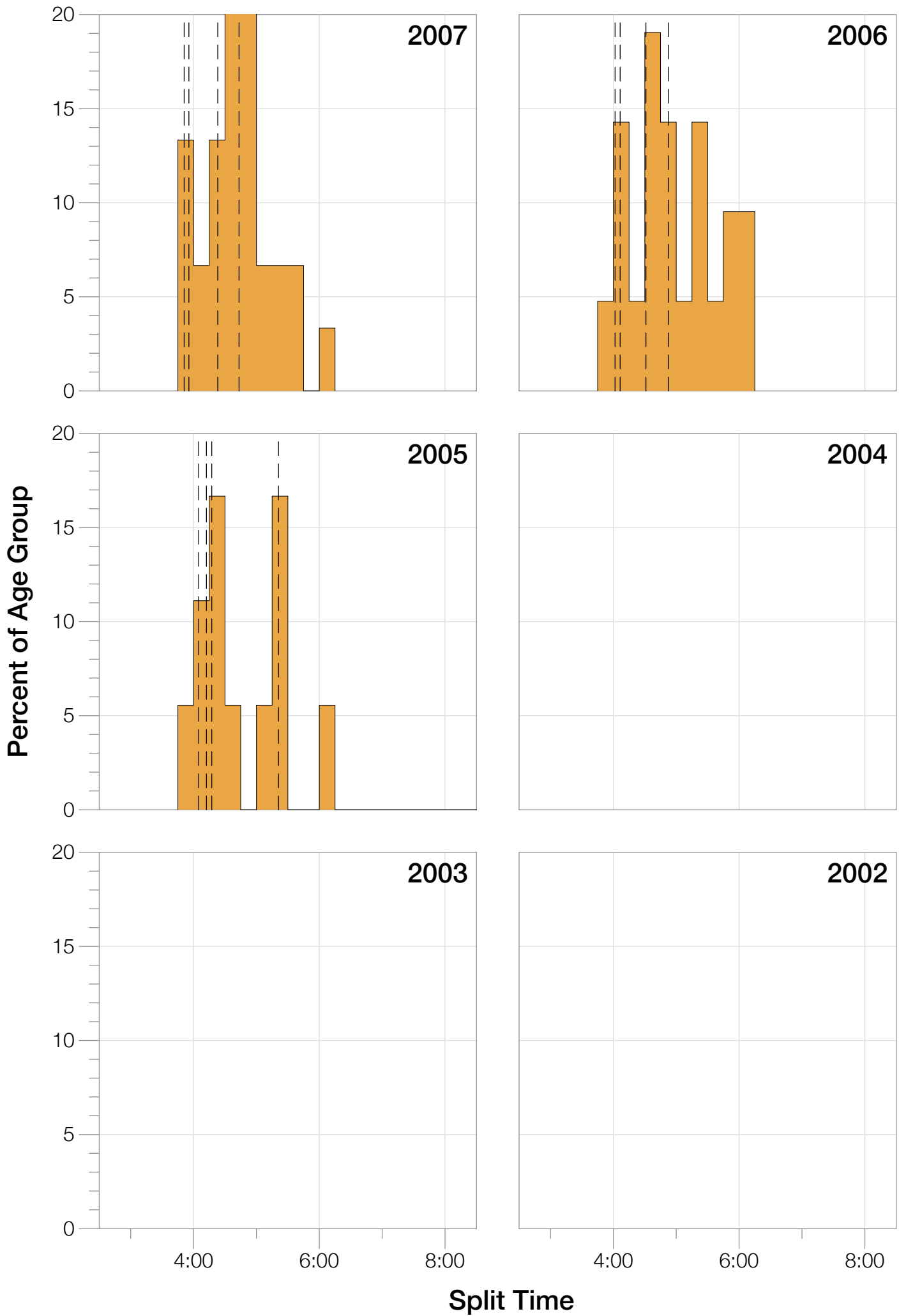
F40-44 Bike



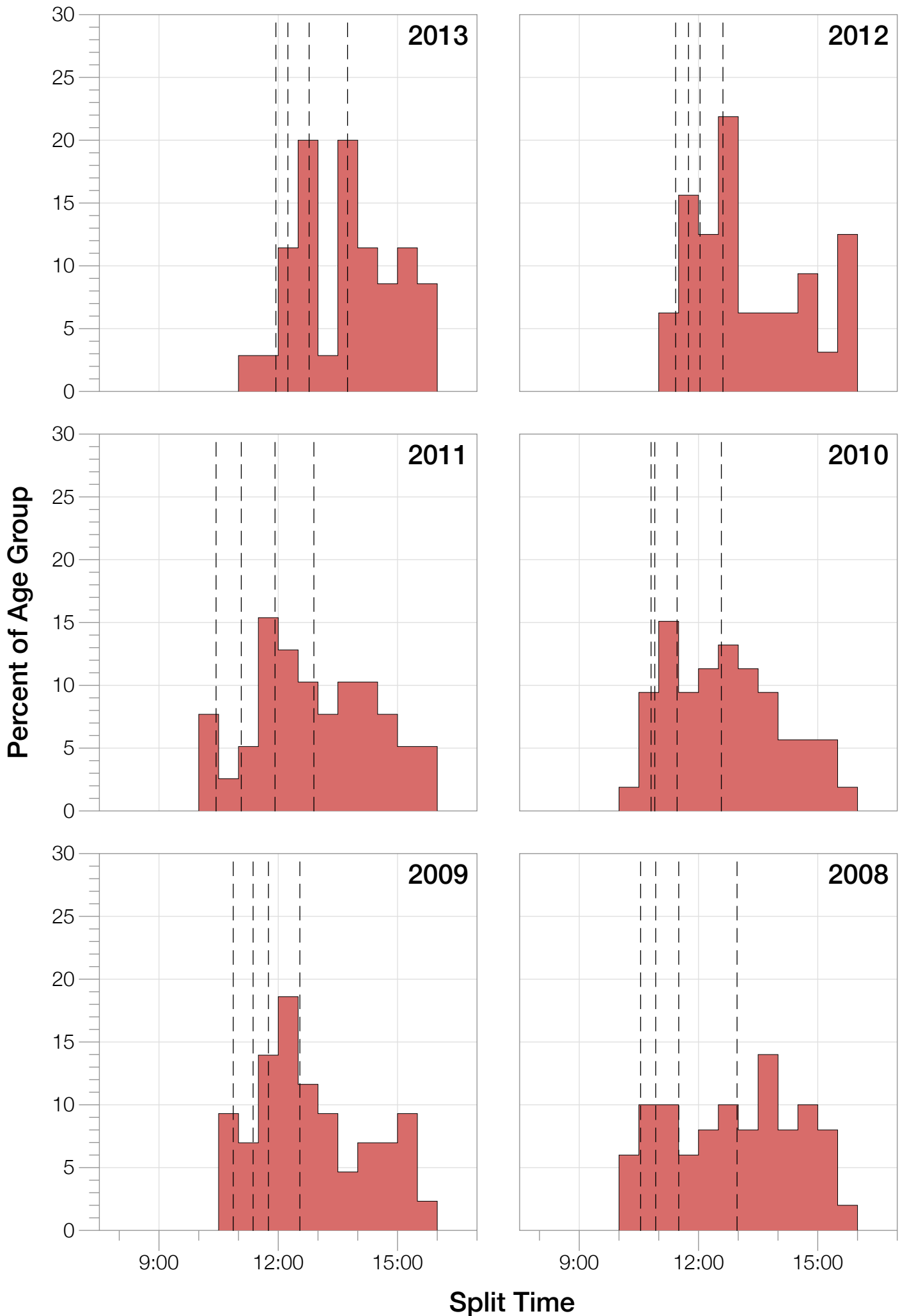
F40-44 Run



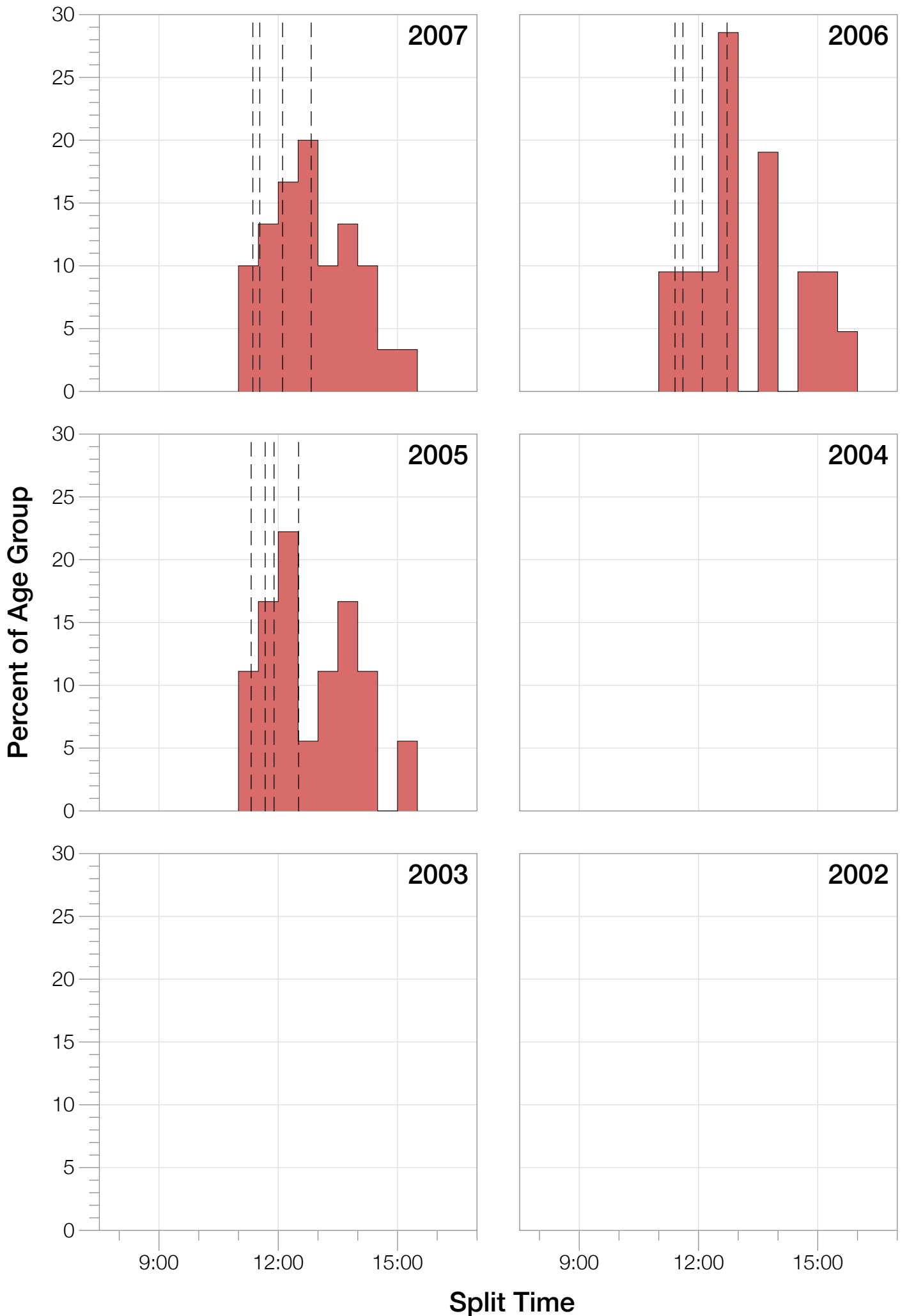
F40-44 Run



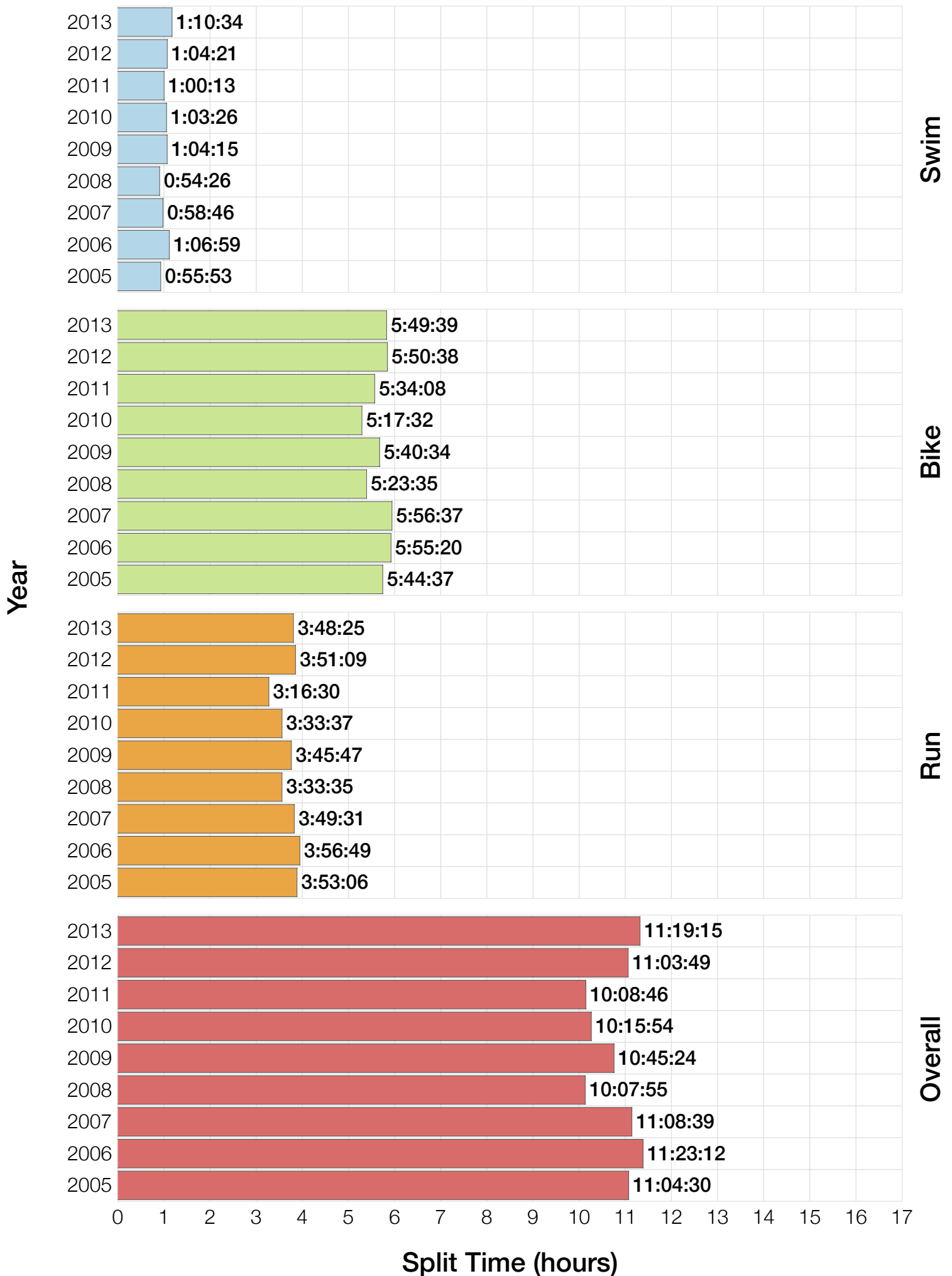
F40-44 Overall



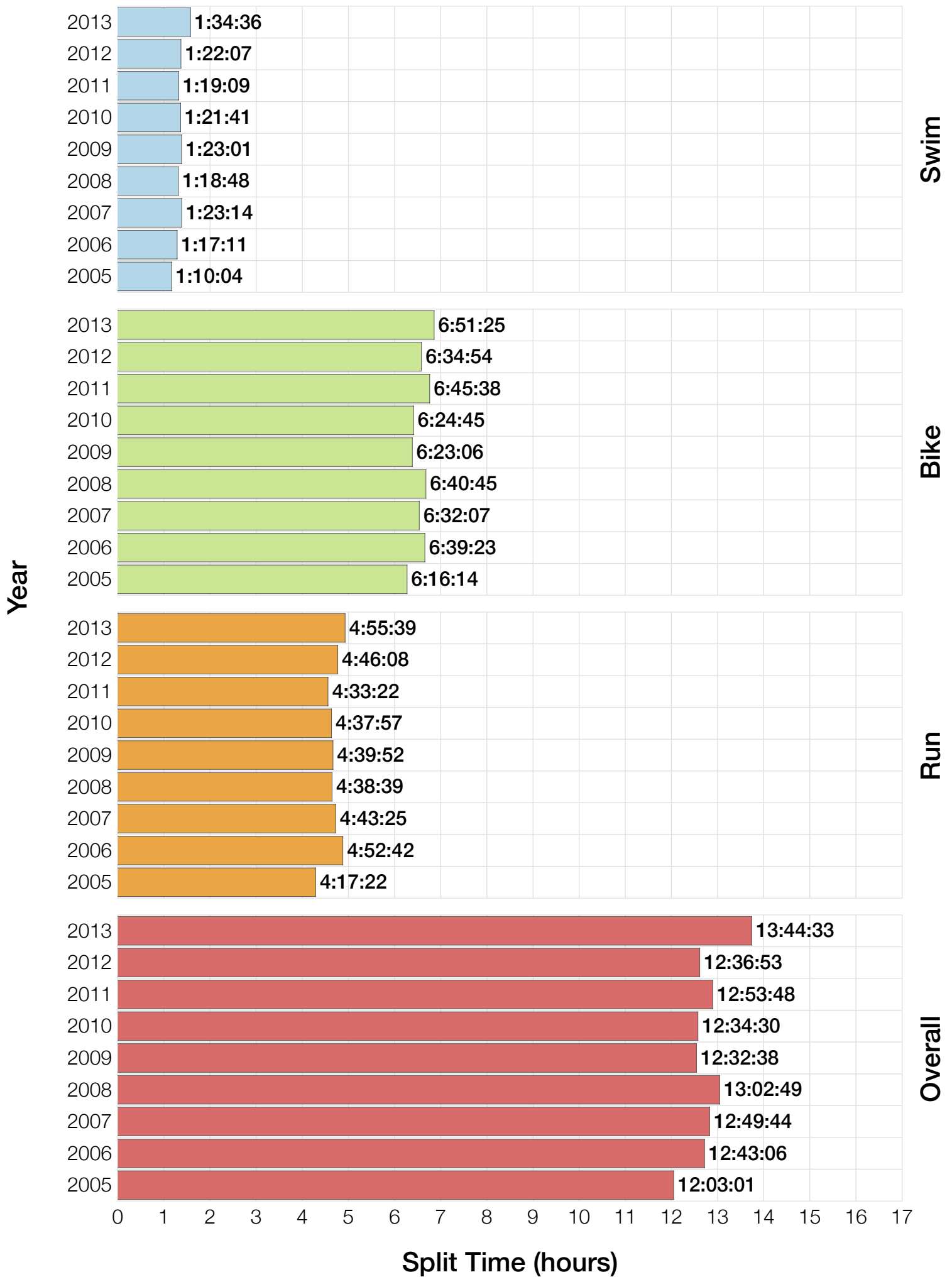
F40-44 Overall



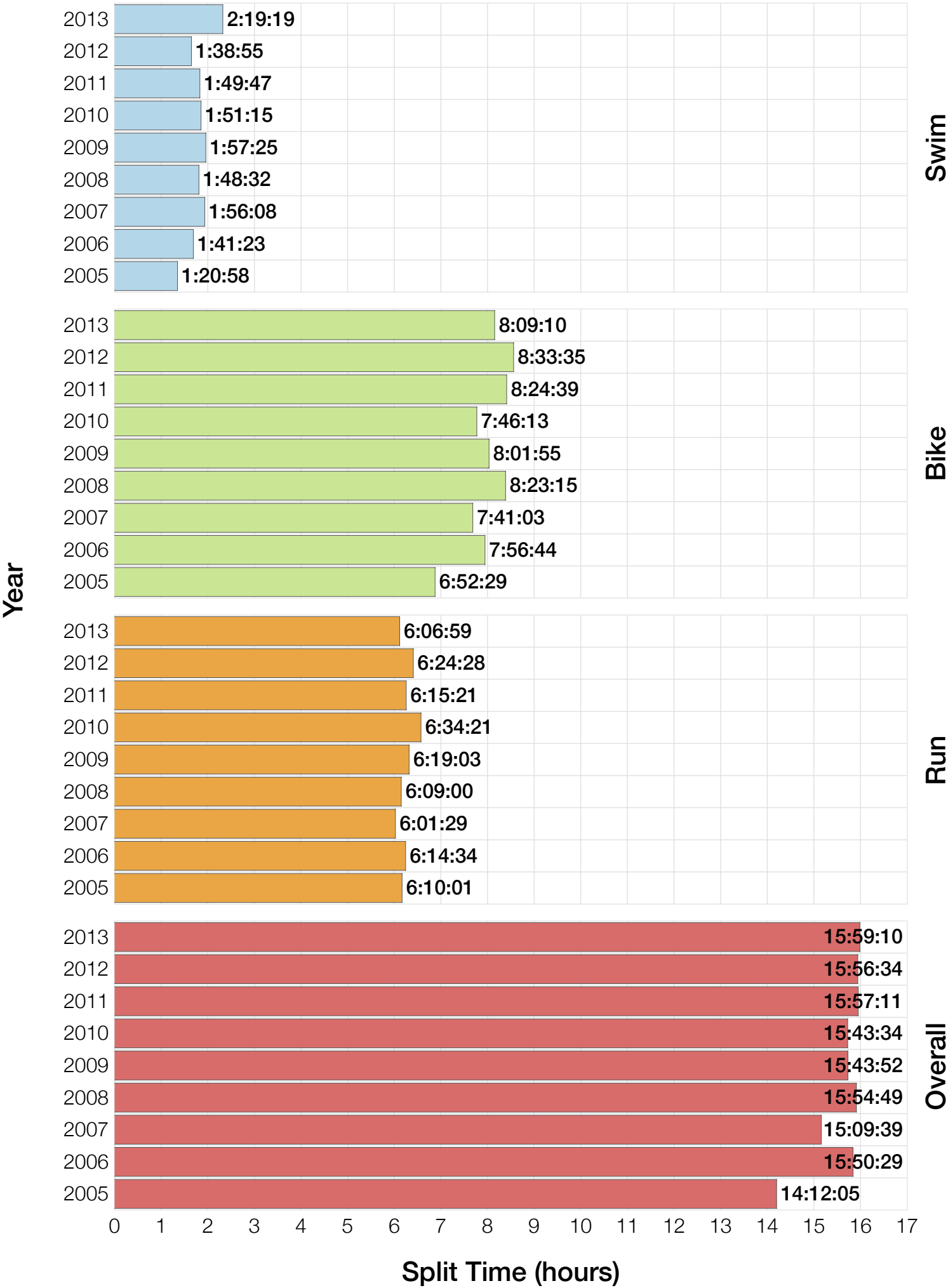
F40-44 Fastest Splits



F40-44 Median Splits

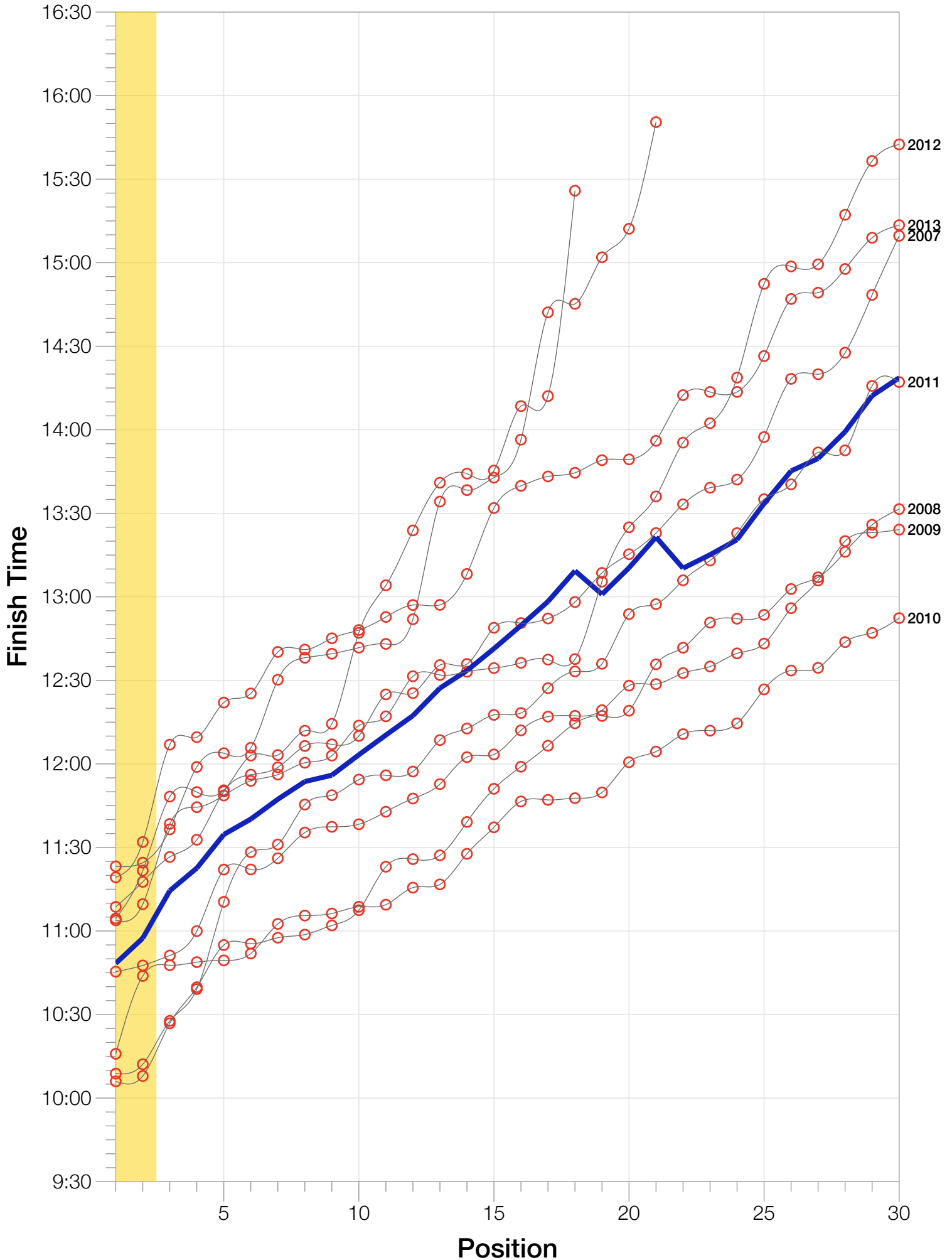


F40-44 Slowest Splits



F40-44 Top 30 Finishing Splits

Estimated Kona Slot Average Finishing Time Finishing Time



F40-44 Top 10 and Kona Times and Splits

Summary Statistics

| Position | Swim Time | Bike Time | Run Time | Overall Time |
|-----------------------------------|----------------|----------------|----------------|-----------------|
| Average Male Winner | 0:53:15 | 4:31:40 | 2:53:18 | 8:20:20 |
| Average Female Winner | 0:58:45 | 4:59:13 | 3:15:23 | 9:16:13 |
| Average 1st Age Grouper | 1:12:07 | 5:49:24 | 3:46:33 | 10:48:23 |
| Average 2nd Age Grouper | 1:09:55 | 5:47:43 | 3:54:18 | 10:57:26 |
| Average 3rd Age Grouper | 1:17:37 | 5:55:50 | 3:54:59 | 11:14:28 |
| Average 4th Age Grouper | 1:12:05 | 5:59:48 | 4:04:04 | 11:22:35 |
| Average 5th Age Grouper | 1:09:58 | 6:01:28 | 4:16:01 | 11:34:40 |
| Average 6th Age Grouper | 1:12:40 | 6:00:09 | 4:20:04 | 11:40:12 |
| Average 7th Age Grouper | 1:17:57 | 6:07:53 | 4:14:15 | 11:47:19 |
| Average 8th Age Grouper | 1:16:47 | 6:10:41 | 4:17:43 | 11:53:40 |
| Average 9th Age Grouper | 1:17:04 | 6:10:52 | 4:20:53 | 11:55:57 |
| Average 10th Age Grouper | 1:17:45 | 6:15:11 | 4:21:10 | 12:03:17 |
| Kona Qualifier Average | 1:10:57 | 5:48:31 | 3:50:39 | 10:52:55 |
| Top 10 Age Grouper Average | 1:14:25 | 6:01:56 | 4:09:09 | 11:31:48 |

Switzerland 2013

| Position | Swim Time | Bike Time | Run Time | Overall Time |
|-----------------------------------|----------------|----------------|----------------|-----------------|
| Male Winner | 0:55:59 | 4:32:16 | 3:01:59 | 8:33:39 |
| Female Winner | 0:58:21 | 4:56:23 | 3:22:55 | 9:21:31 |
| 1st Age Grouper | 1:23:35 | 5:58:36 | 3:48:25 | 11:19:15 |
| 2nd Age Grouper | 1:10:34 | 5:49:39 | 4:23:34 | 11:31:57 |
| 3rd Age Grouper | 1:38:20 | 6:17:57 | 4:00:53 | 12:06:56 |
| 4th Age Grouper | 1:21:37 | 6:15:30 | 4:24:58 | 12:09:37 |
| 5th Age Grouper | 1:12:54 | 5:58:49 | 5:00:27 | 12:22:02 |
| 6th Age Grouper | 1:32:23 | 6:37:29 | 4:05:12 | 12:25:18 |
| 7th Age Grouper | 1:42:07 | 6:00:36 | 4:49:43 | 12:40:13 |
| 8th Age Grouper | 1:36:56 | 6:35:59 | 4:14:23 | 12:41:04 |
| 9th Age Grouper | 1:32:17 | 6:28:08 | 4:37:00 | 12:45:07 |
| 10th Age Grouper | 1:22:15 | 6:43:54 | 4:31:11 | 12:48:05 |
| Kona Qualifier Average | 1:17:04 | 5:54:07 | 4:05:59 | 11:25:36 |
| Top 10 Age Grouper Average | 1:27:17 | 6:16:39 | 4:23:34 | 12:16:57 |

Switzerland 2012

| Position | Swim Time | Bike Time | Run Time | Overall Time |
|-----------------------------------|----------------|----------------|----------------|-----------------|
| Male Winner | 0:55:38 | 4:27:42 | 2:51:29 | 8:17:13 |
| Female Winner | 1:02:12 | 5:03:47 | 3:11:37 | 9:20:16 |
| 1st Age Grouper | 1:14:51 | 5:50:38 | 3:51:09 | 11:03:49 |
| 2nd Age Grouper | 1:09:46 | 5:55:07 | 3:55:50 | 11:09:38 |
| 3rd Age Grouper | 1:13:39 | 6:03:03 | 4:17:19 | 11:38:27 |
| 4th Age Grouper | 1:20:14 | 6:16:12 | 4:02:49 | 11:44:28 |
| 5th Age Grouper | 1:16:12 | 6:10:01 | 4:17:12 | 11:48:40 |
| 6th Age Grouper | 1:23:31 | 6:22:49 | 3:59:52 | 11:53:54 |
| 7th Age Grouper | 1:14:28 | 6:38:56 | 3:55:33 | 11:56:10 |
| 8th Age Grouper | 1:12:56 | 6:17:28 | 4:19:32 | 12:00:26 |
| 9th Age Grouper | 1:20:01 | 6:30:53 | 4:03:05 | 12:02:59 |
| 10th Age Grouper | 1:30:51 | 6:11:36 | 4:19:18 | 12:13:46 |
| Kona Qualifier Average | 1:12:18 | 5:52:52 | 3:53:29 | 11:06:43 |
| Top 10 Age Grouper Average | 1:17:38 | 6:13:40 | 4:06:09 | 11:45:13 |

Switzerland 2011

| Position | Swim Time | Bike Time | Run Time | Overall Time |
|-----------------------------------|----------------|----------------|----------------|-----------------|
| Male Winner | 0:53:18 | 4:36:11 | 2:48:43 | 8:19:51 |
| Female Winner | 1:02:41 | 4:51:19 | 3:06:41 | 9:03:26 |
| 1st Age Grouper | 1:06:07 | 5:42:12 | 3:16:30 | 10:08:46 |
| 2nd Age Grouper | 1:00:13 | 5:38:59 | 3:30:18 | 10:12:08 |
| 3rd Age Grouper | 1:03:52 | 5:35:39 | 3:44:21 | 10:27:43 |
| 4th Age Grouper | 1:12:33 | 5:34:08 | 3:48:09 | 10:39:08 |
| 5th Age Grouper | 1:03:01 | 5:54:19 | 4:07:20 | 11:10:28 |
| 6th Age Grouper | 1:18:03 | 6:04:11 | 4:01:28 | 11:28:18 |
| 7th Age Grouper | 1:11:41 | 6:00:58 | 4:08:42 | 11:31:04 |
| 8th Age Grouper | 1:03:44 | 6:23:32 | 4:10:59 | 11:45:25 |
| 9th Age Grouper | 1:12:31 | 6:15:35 | 4:15:22 | 11:48:46 |
| 10th Age Grouper | 1:19:11 | 6:09:31 | 4:18:50 | 11:54:22 |
| Kona Qualifier Average | 1:03:10 | 5:40:35 | 3:23:24 | 10:10:27 |
| Top 10 Age Grouper Average | 1:09:05 | 5:55:54 | 3:56:11 | 11:06:36 |

Switzerland 2010

| Position | Swim Time | Bike Time | Run Time | Overall Time |
|-----------------------------------|----------------|----------------|----------------|-----------------|
| Male Winner | 0:50:29 | 4:29:10 | 2:51:04 | 8:12:40 |
| Female Winner | 1:08:29 | 4:43:53 | 3:04:24 | 9:00:04 |
| 1st Age Grouper | 1:20:23 | 5:17:32 | 3:33:37 | 10:15:54 |
| 2nd Age Grouper | 1:15:54 | 5:41:03 | 3:43:14 | 10:43:53 |
| 3rd Age Grouper | 1:18:34 | 5:41:59 | 3:41:27 | 10:47:43 |
| 4th Age Grouper | 1:08:46 | 5:35:33 | 3:54:39 | 10:48:49 |
| 5th Age Grouper | 1:10:05 | 5:41:31 | 3:53:05 | 10:49:26 |
| 6th Age Grouper | 1:16:05 | 5:37:16 | 3:54:38 | 10:51:55 |
| 7th Age Grouper | 1:15:41 | 5:42:17 | 3:59:38 | 11:02:33 |
| 8th Age Grouper | 1:16:23 | 5:32:49 | 4:08:38 | 11:05:33 |
| 9th Age Grouper | 1:03:26 | 5:51:58 | 4:05:06 | 11:06:17 |
| 10th Age Grouper | 1:16:29 | 5:51:41 | 3:51:09 | 11:08:42 |
| Kona Qualifier Average | 1:18:08 | 5:29:17 | 3:38:25 | 10:29:53 |
| Top 10 Age Grouper Average | 1:14:10 | 5:39:21 | 3:52:31 | 10:52:04 |

Switzerland 2009

| Position | Swim Time | Bike Time | Run Time | Overall Time |
|-----------------------------------|----------------|----------------|----------------|-----------------|
| Male Winner | 0:52:48 | 4:34:44 | 2:50:36 | 8:20:00 |
| Female Winner | 0:52:51 | 5:07:50 | 3:11:56 | 9:14:35 |
| 1st Age Grouper | 1:12:29 | 5:42:18 | 3:45:47 | 10:45:24 |
| 2nd Age Grouper | 1:08:54 | 5:40:46 | 3:53:50 | 10:47:38 |
| 3rd Age Grouper | 1:09:30 | 5:40:34 | 3:56:29 | 10:51:12 |
| 4th Age Grouper | 1:16:46 | 5:44:08 | 3:53:26 | 10:59:58 |
| 5th Age Grouper | 1:10:32 | 5:49:12 | 4:12:59 | 11:22:04 |
| 6th Age Grouper | 1:16:33 | 5:47:03 | 4:05:46 | 11:22:06 |
| 7th Age Grouper | 1:13:58 | 6:03:43 | 4:00:47 | 11:26:07 |
| 8th Age Grouper | 1:16:36 | 6:11:19 | 4:02:02 | 11:35:21 |
| 9th Age Grouper | 1:13:22 | 5:59:43 | 4:13:11 | 11:37:25 |
| 10th Age Grouper | 1:18:09 | 6:03:59 | 4:08:11 | 11:38:20 |
| Kona Qualifier Average | 1:10:41 | 5:41:32 | 3:49:48 | 10:46:31 |
| Top 10 Age Grouper Average | 1:13:40 | 5:52:16 | 4:01:14 | 11:14:33 |

Switzerland 2008

| Position | Swim Time | Bike Time | Run Time | Overall Time |
|-----------------------------------|----------------|----------------|----------------|-----------------|
| Male Winner | 0:51:59 | 4:27:43 | 2:54:00 | 8:16:05 |
| Female Winner | 0:51:57 | 5:11:11 | 3:24:25 | 9:30:12 |
| 1st Age Grouper | | | | 10:06:00 |
| 2nd Age Grouper | 1:00:11 | 5:23:35 | 3:36:30 | 10:07:55 |
| 3rd Age Grouper | 1:16:27 | 5:31:39 | 3:33:35 | 10:26:51 |
| 4th Age Grouper | 1:00:59 | 5:27:13 | 4:04:28 | 10:39:48 |
| 5th Age Grouper | 0:55:01 | 6:10:02 | 3:44:39 | 10:54:57 |
| 6th Age Grouper | 0:54:26 | 5:53:29 | 4:01:57 | 10:55:27 |
| 7th Age Grouper | 1:11:07 | 5:48:24 | 3:51:50 | 10:57:35 |
| 8th Age Grouper | 1:14:39 | 5:38:10 | 4:01:07 | 10:58:42 |
| 9th Age Grouper | 1:18:37 | 5:43:52 | 3:53:52 | 11:02:00 |
| 10th Age Grouper | 1:08:24 | 6:05:22 | 3:43:05 | 11:07:28 |
| Kona Qualifier Average | 1:00:11 | 5:23:35 | 3:36:30 | 10:06:57 |
| Top 10 Age Grouper Average | 1:06:39 | 5:44:38 | 3:50:07 | 10:43:40 |

Switzerland 2007

| Position | Swim Time | Bike Time | Run Time | Overall Time |
|-----------------------------------|----------------|----------------|----------------|-----------------|
| Male Winner | 0:53:41 | 4:36:27 | 2:53:12 | 8:25:00 |
| Female Winner | 0:57:09 | 5:03:02 | 3:18:15 | 9:20:43 |
| 1st Age Grouper | 0:58:46 | 6:04:54 | 4:02:13 | 11:08:39 |
| 2nd Age Grouper | 1:22:55 | 5:57:34 | 3:51:58 | 11:17:39 |
| 3rd Age Grouper | 1:34:21 | 5:56:37 | 3:49:31 | 11:26:35 |
| 4th Age Grouper | 1:13:26 | 6:17:39 | 3:55:56 | 11:32:46 |
| 5th Age Grouper | 1:14:24 | 5:59:55 | 4:30:26 | 11:50:07 |
| 6th Age Grouper | 1:06:18 | 5:59:13 | 4:41:37 | 11:56:09 |
| 7th Age Grouper | 1:26:11 | 5:57:18 | 4:27:23 | 11:58:47 |
| 8th Age Grouper | 1:04:47 | 6:07:48 | 4:49:48 | 12:06:27 |
| 9th Age Grouper | 1:14:38 | 6:33:20 | 4:12:42 | 12:07:02 |
| 10th Age Grouper | 1:16:36 | 6:23:29 | 4:21:42 | 12:10:04 |
| Kona Qualifier Average | 1:10:50 | 6:01:14 | 3:57:05 | 11:13:09 |
| Top 10 Age Grouper Average | 1:15:14 | 6:07:46 | 4:16:19 | 11:45:25 |

Switzerland 2006

| Position | Swim Time | Bike Time | Run Time | Overall Time |
|-----------------------------------|----------------|----------------|----------------|-----------------|
| Male Winner | 0:53:46 | 4:23:59 | 2:56:53 | 8:16:50 |
| Female Winner | 0:56:38 | 5:07:24 | 3:17:58 | 9:24:18 |
| 1st Age Grouper | 1:09:39 | 6:04:28 | 4:01:39 | 11:23:12 |
| 2nd Age Grouper | 1:17:11 | 5:57:10 | 4:06:30 | 11:24:32 |
| 3rd Age Grouper | 1:13:48 | 6:18:53 | 3:56:49 | 11:36:30 |
| 4th Age Grouper | 1:06:59 | 6:26:59 | 4:14:56 | 11:58:55 |
| 5th Age Grouper | 1:12:40 | 6:20:18 | 4:21:00 | 12:03:51 |
| 6th Age Grouper | 1:10:48 | 5:55:20 | 4:52:13 | 12:05:48 |
| 7th Age Grouper | 1:17:45 | 6:28:05 | 4:37:24 | 12:30:14 |
| 8th Age Grouper | 1:14:12 | 6:38:23 | 4:35:15 | 12:38:08 |
| 9th Age Grouper | 1:17:53 | 6:00:21 | 5:16:32 | 12:39:34 |
| 10th Age Grouper | 1:11:18 | 6:24:02 | 4:57:04 | 12:41:46 |
| Kona Qualifier Average | 1:13:25 | 6:00:49 | 4:04:04 | 11:23:52 |
| Top 10 Age Grouper Average | 1:13:13 | 6:15:23 | 4:29:56 | 12:06:15 |

Switzerland 2005

| Position | Swim Time | Bike Time | Run Time | Overall Time |
|-----------------------------------|----------------|----------------|----------------|-----------------|
| Male Winner | 0:51:37 | 4:36:54 | 2:51:48 | 8:21:50 |
| Female Winner | 0:58:28 | 4:48:08 | 3:20:18 | 9:10:54 |
| 1st Age Grouper | 1:11:10 | 5:54:40 | 3:53:06 | 11:04:30 |
| 2nd Age Grouper | 1:03:39 | 6:05:42 | 4:07:00 | 11:21:42 |
| 3rd Age Grouper | 1:10:04 | 6:16:14 | 4:14:34 | 11:48:16 |
| 4th Age Grouper | 1:07:32 | 6:20:51 | 4:17:22 | 11:49:54 |
| 5th Age Grouper | 1:14:57 | 6:09:12 | 4:17:08 | 11:50:32 |
| 6th Age Grouper | 0:55:53 | 5:44:37 | 5:17:58 | 12:03:01 |
| 7th Age Grouper | 1:08:35 | 6:30:46 | 4:17:21 | 12:03:11 |
| 8th Age Grouper | 1:30:52 | | | 12:11:55 |
| 9th Age Grouper | 1:20:58 | 6:14:01 | 4:31:07 | 12:14:24 |
| 10th Age Grouper | 1:16:37 | 6:23:11 | 5:00:01 | 12:47:05 |
| Kona Qualifier Average | 1:07:24 | 6:00:11 | 4:00:03 | 11:13:06 |
| Top 10 Age Grouper Average | 1:12:01 | 6:11:01 | 4:26:10 | 11:55:27 |