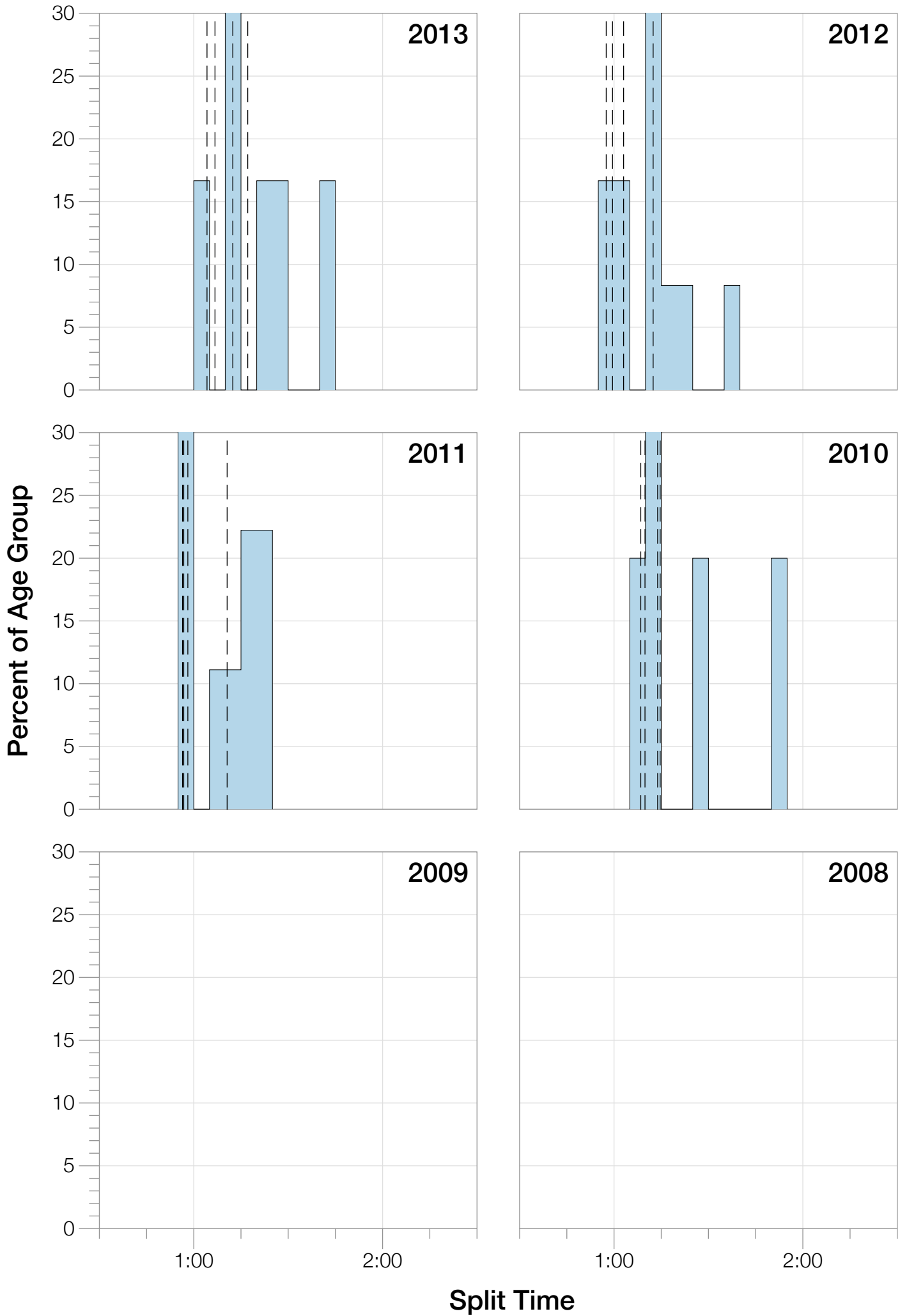


Ironman Copenhagen F18-24 Stats

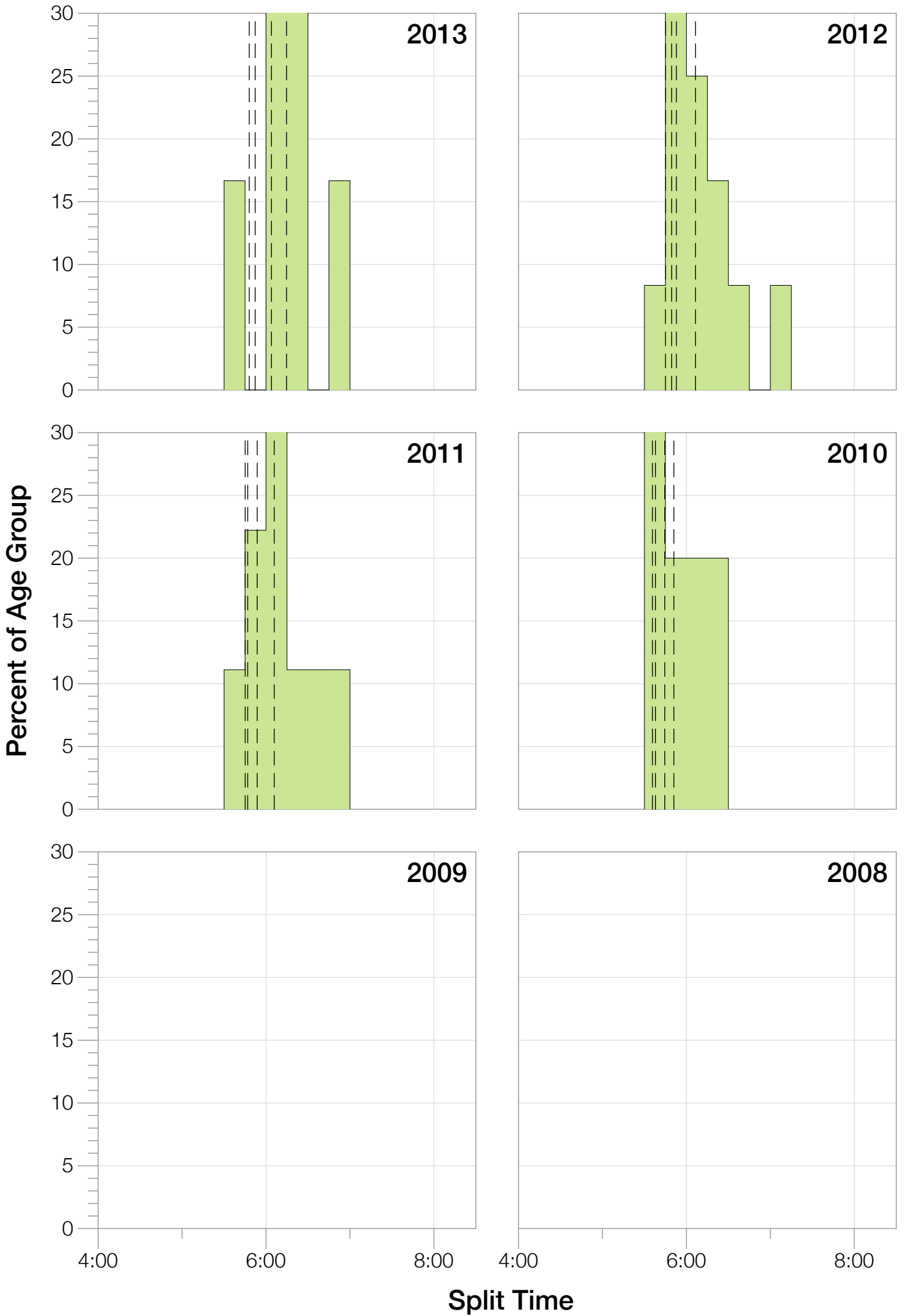
F18-24 Summary Statistics

| Year | Finishers | F18-24 Finishers | Male Winner's Time | Female Winner's Time | F18-24 Winner's Time |
|----------------|------------------|-------------------------|---------------------------|-----------------------------|-----------------------------|
| 2010 | 1308 | 5 | 8:07:39 | 8:54:36 | 11:21:27 |
| 2011 | 1377 | 9 | 8:11:15 | 8:52:42 | 10:53:43 |
| 2012 | 1400 | 12 | 8:20:09 | 9:12:27 | 10:33:43 |
| 2013 | 1776 | 6 | 8:12:41 | 8:37:36 | 11:03:31 |
| Average | 1465 | 8 | 8:12:56 | 8:54:20 | 10:58:06 |

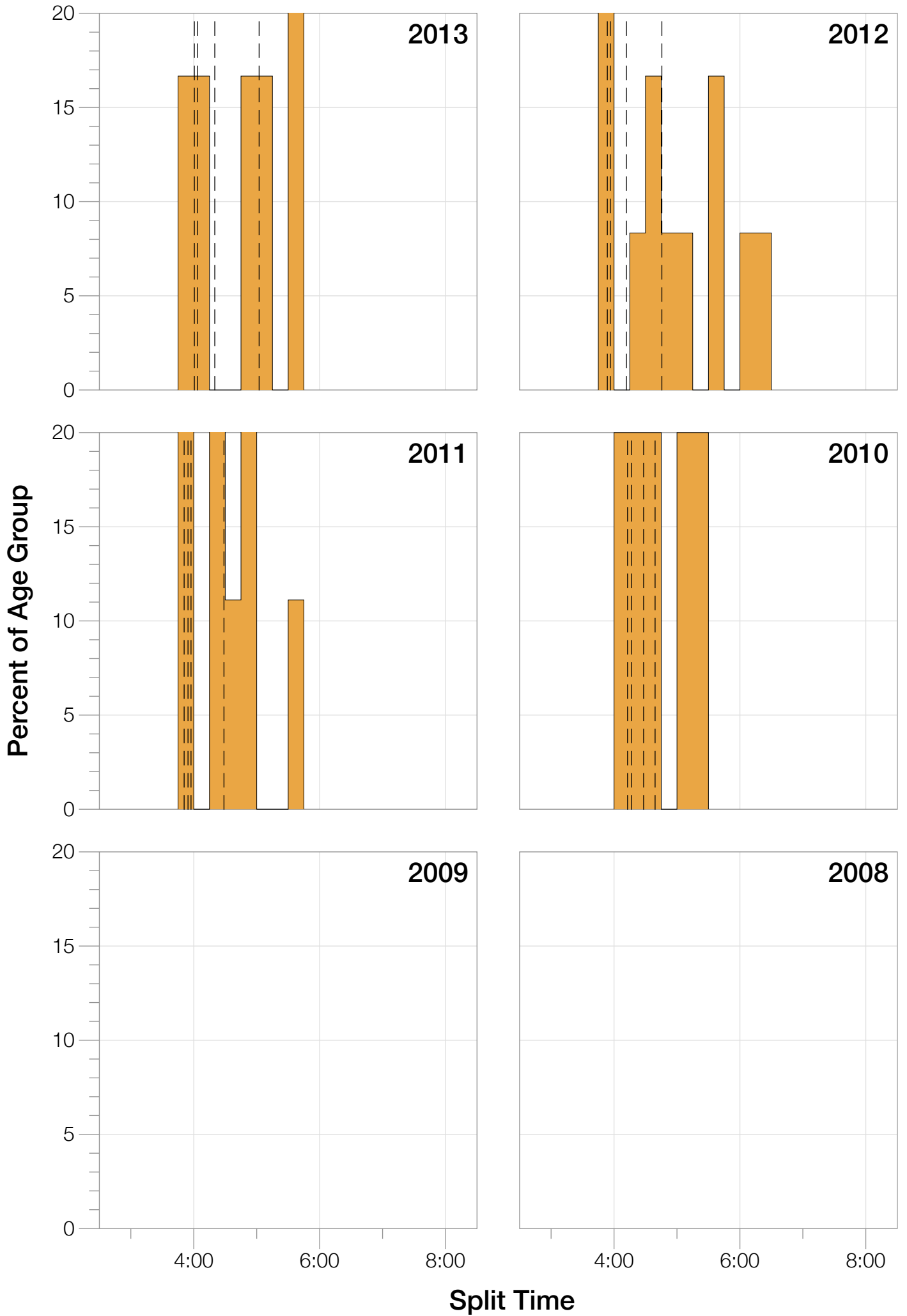
F18-24 Swim



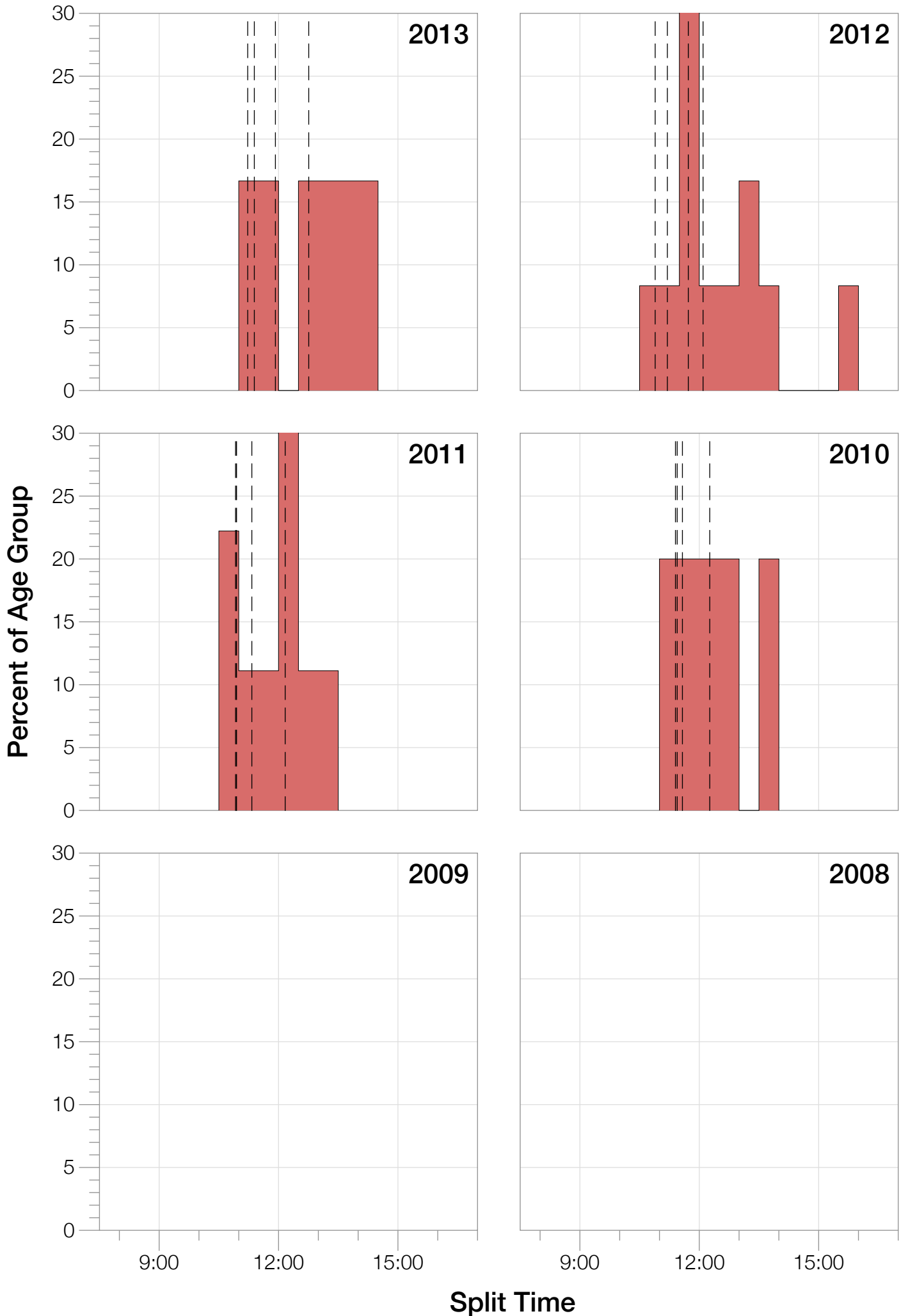
F18-24 Bike



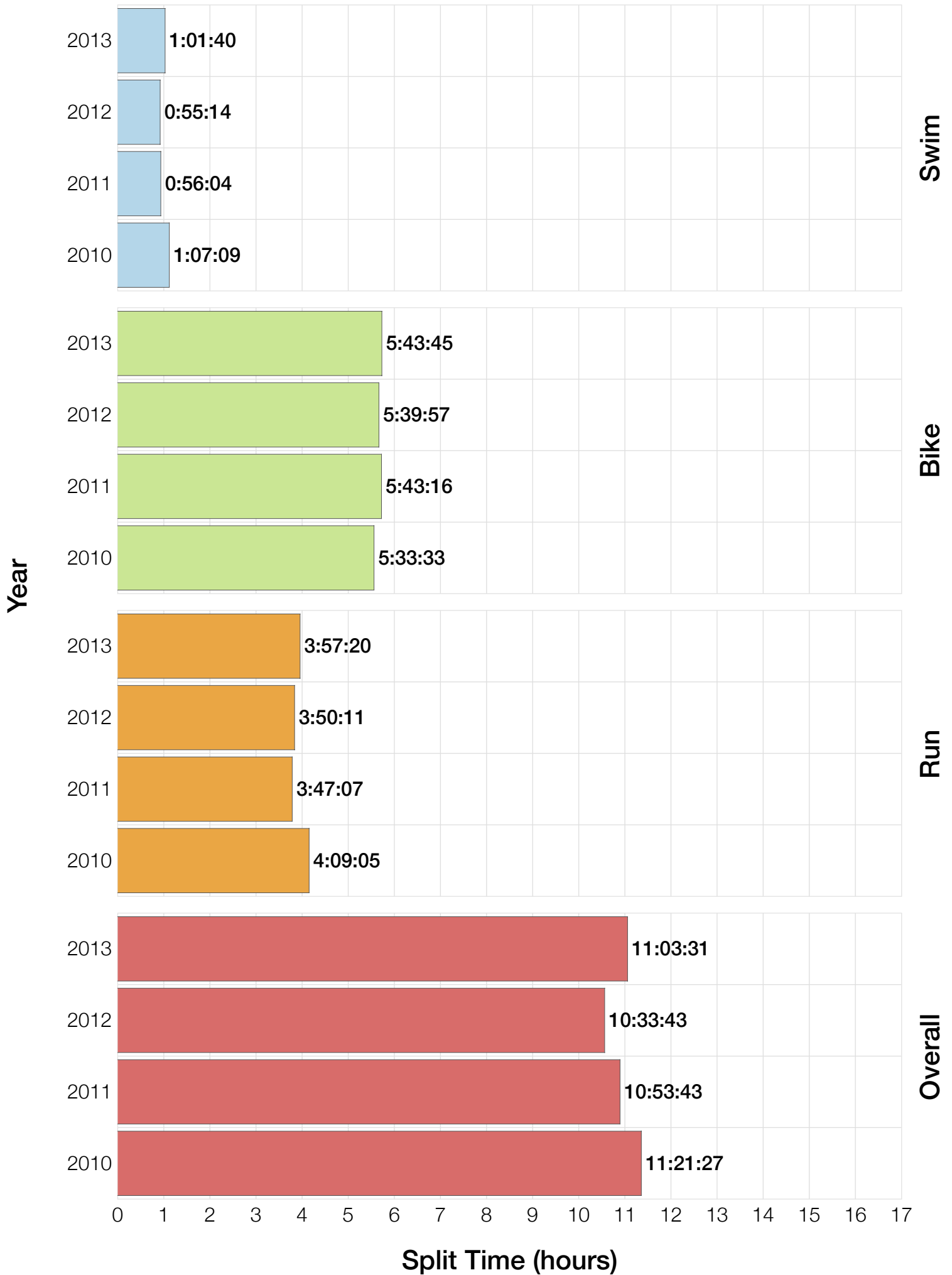
F18-24 Run



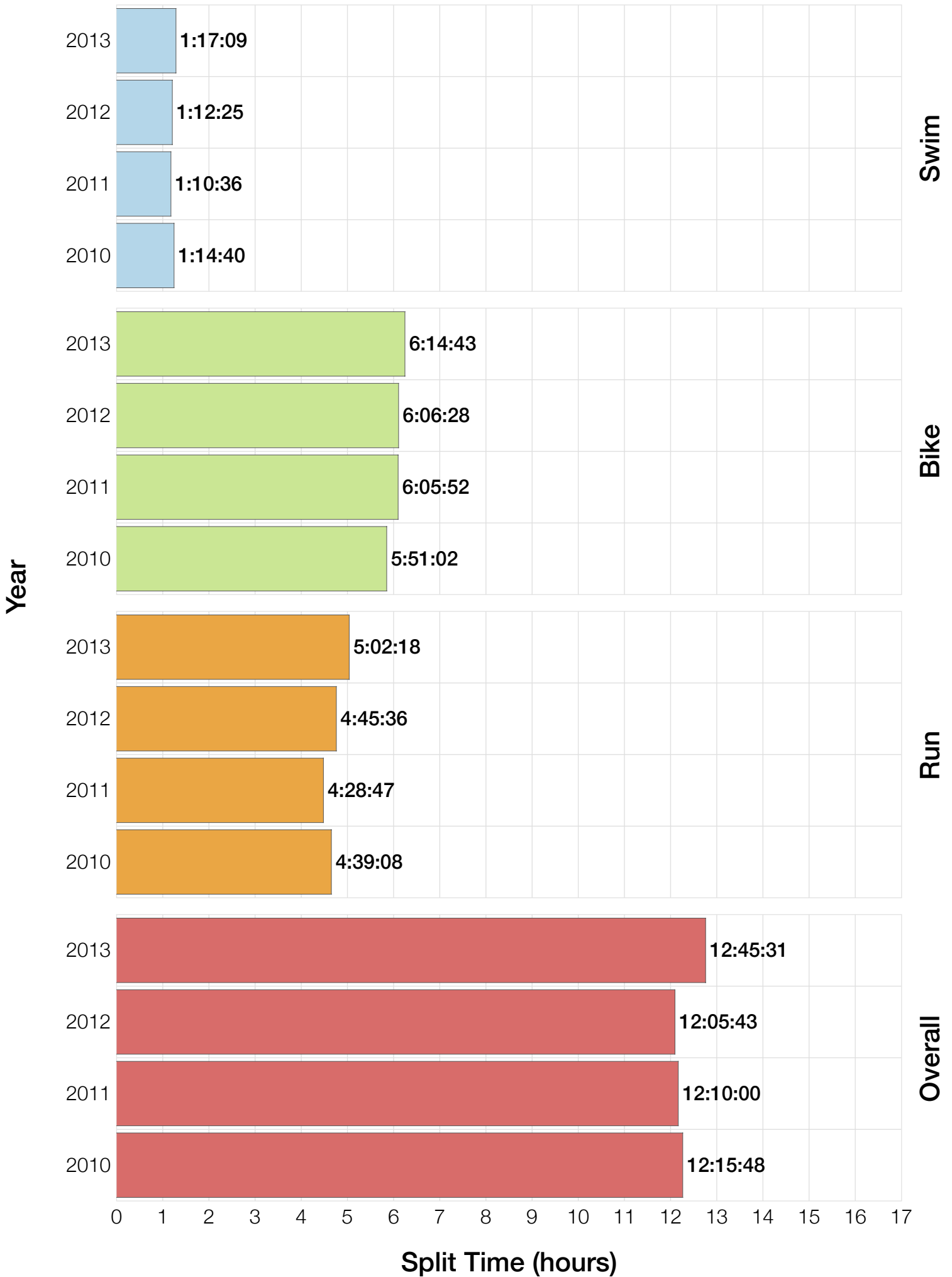
F18-24 Overall



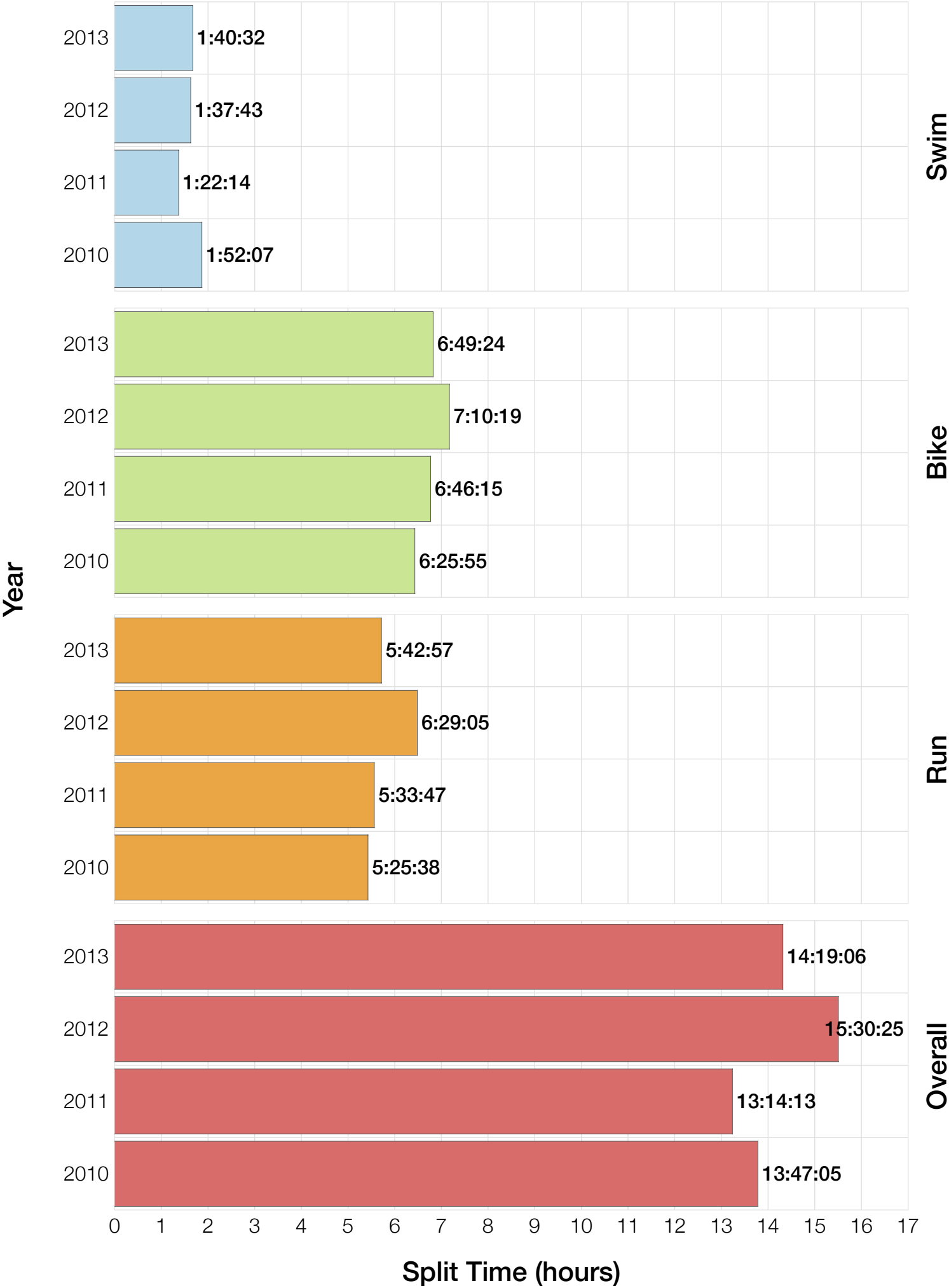
F18-24 Fastest Splits



F18-24 Median Splits

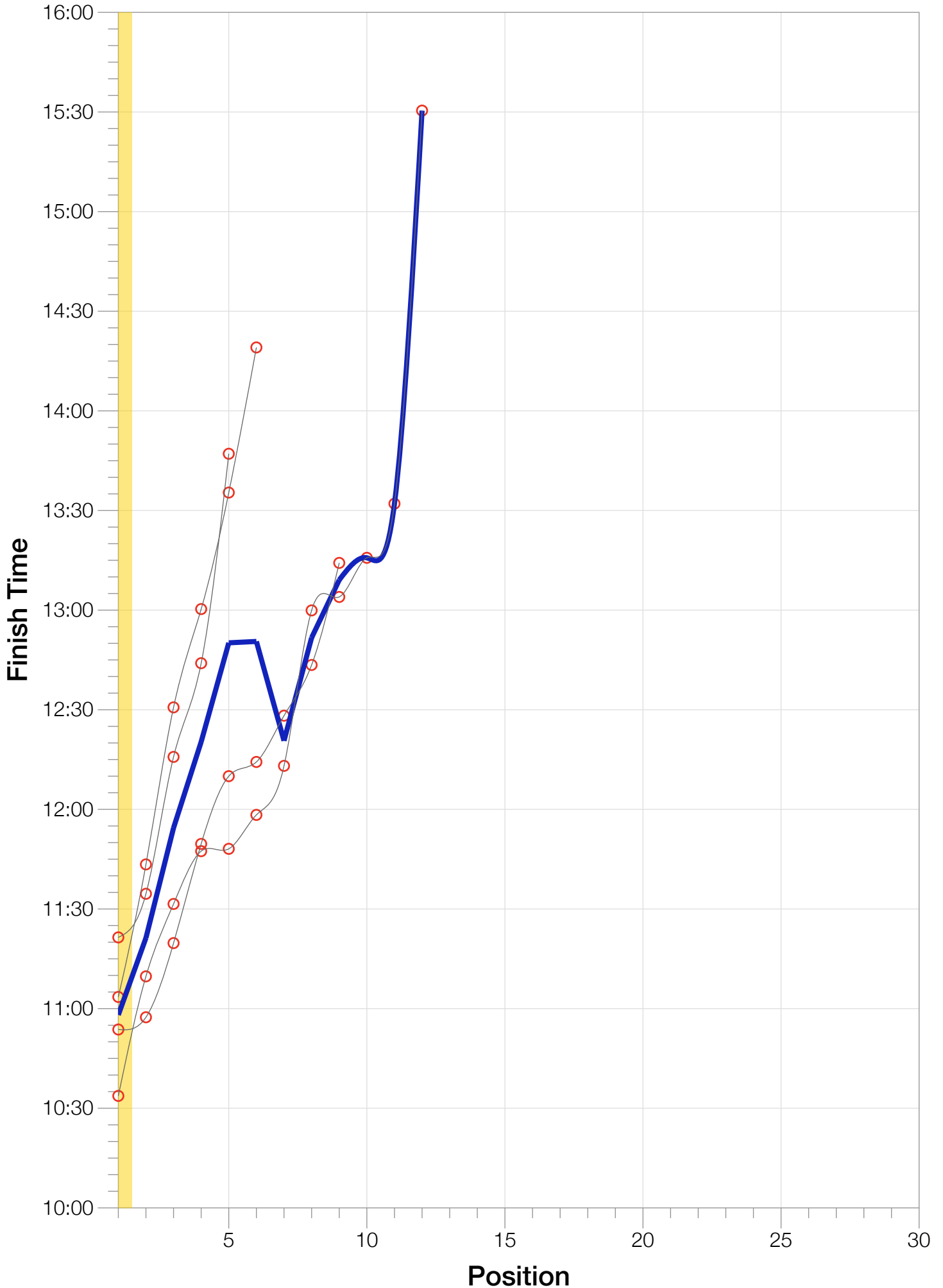


F18-24 Slowest Splits



F18-24 Top 30 Finishing Splits

Estimated Kona Slot Average Finishing Time Finishing Time



F18-24 Top 10 and Kona Times and Splits

Summary Statistics

| Position | Swim Time | Bike Time | Run Time | Overall Time |
|-----------------------------------|----------------|----------------|----------------|-----------------|
| Average Male Winner | 0:48:39 | 4:30:28 | 2:50:21 | 8:12:56 |
| Average Female Winner | 0:50:26 | 4:50:27 | 3:10:03 | 8:54:20 |
| Average 1st Age Grouper | 1:02:58 | 5:47:06 | 4:01:41 | 10:58:06 |
| Average 2nd Age Grouper | 1:15:19 | 5:54:18 | 4:02:15 | 11:21:17 |
| Average 3rd Age Grouper | 1:13:11 | 6:05:30 | 4:25:20 | 11:54:26 |
| Average 4th Age Grouper | 1:12:08 | 6:04:59 | 4:52:19 | 12:20:20 |
| Average 5th Age Grouper | 1:20:59 | 6:15:11 | 5:00:53 | 12:50:09 |
| Average 6th Age Grouper | 1:22:10 | 6:16:58 | 4:56:00 | 12:50:34 |
| Average 7th Age Grouper | 1:15:42 | 6:14:32 | 4:36:56 | 12:20:39 |
| Average 8th Age Grouper | 1:04:54 | 6:24:21 | 5:11:32 | 12:51:42 |
| Average 9th Age Grouper | 1:18:47 | 6:02:29 | 5:33:54 | 13:09:05 |
| Average 10th Age Grouper | 1:18:36 | 6:30:33 | 5:12:05 | 13:15:45 |
| Kona Qualifier Average | 1:02:58 | 5:47:06 | 4:01:41 | 10:58:06 |
| Top 10 Age Grouper Average | 1:14:04 | 6:06:25 | 4:40:29 | 12:12:15 |

Copenhagen 2013

| Position | Swim Time | Bike Time | Run Time | Overall Time |
|-----------------------------------|----------------|----------------|----------------|-----------------|
| Male Winner | 0:49:46 | 4:33:51 | 2:45:15 | 8:12:41 |
| Female Winner | 0:52:55 | 4:39:58 | 3:00:51 | 8:37:36 |
| 1st Age Grouper | 1:01:40 | 5:43:45 | 4:10:08 | 11:03:31 |
| 2nd Age Grouper | 1:20:09 | 6:16:26 | 3:57:20 | 11:43:26 |
| 3rd Age Grouper | 1:14:09 | 6:13:00 | 4:49:45 | 12:30:43 |
| 4th Age Grouper | 1:11:49 | 6:24:54 | 5:14:51 | 13:00:19 |
| 5th Age Grouper | 1:40:32 | 6:00:49 | 5:42:57 | 13:35:24 |
| 6th Age Grouper | 1:29:46 | 6:49:24 | 5:40:28 | 14:19:06 |
| Kona Qualifier Average | 1:01:40 | 5:43:45 | 4:10:08 | 11:03:31 |
| Top 10 Age Grouper Average | 1:19:40 | 6:14:43 | 4:55:54 | 12:42:04 |

Challenge Copenhagen 2012

| Position | Swim Time | Bike Time | Run Time | Overall Time |
|-----------------------------------|----------------|----------------|----------------|-----------------|
| Male Winner | 0:47:01 | 4:26:43 | 3:03:00 | 8:20:09 |
| Female Winner | 0:48:57 | 4:59:05 | 3:21:12 | 9:12:27 |
| 1st Age Grouper | 0:59:23 | 5:39:57 | 3:50:11 | 10:33:43 |
| 2nd Age Grouper | 1:12:52 | 5:52:59 | 3:56:23 | 11:09:43 |
| 3rd Age Grouper | 1:14:47 | 6:10:29 | 3:57:09 | 11:31:31 |
| 4th Age Grouper | 1:00:39 | 5:49:09 | 4:52:25 | 11:47:25 |
| 5th Age Grouper | 0:55:14 | 6:13:01 | 4:31:46 | 11:48:07 |
| 6th Age Grouper | 1:14:32 | 5:55:38 | 4:38:47 | 11:58:20 |
| 7th Age Grouper | 1:11:59 | 6:28:37 | 4:16:41 | 12:13:06 |
| 8th Age Grouper | 1:11:41 | 6:02:27 | 5:36:21 | 12:59:55 |
| 9th Age Grouper | 1:21:24 | 5:52:21 | 5:34:02 | 13:03:58 |
| 10th Age Grouper | 1:18:36 | 6:30:33 | 5:12:05 | 13:15:45 |
| Kona Qualifier Average | 0:59:23 | 5:39:57 | 3:50:11 | 10:33:43 |
| Top 10 Age Grouper Average | 1:10:06 | 6:03:31 | 4:38:35 | 12:02:09 |

Challenge Copenhagen 2011

| Position | Swim Time | Bike Time | Run Time | Overall Time |
|----------------------------|-----------|-----------|----------|--------------|
| Male Winner | 0:48:24 | 4:33:18 | 2:46:16 | 8:11:15 |
| Female Winner | 0:49:33 | 4:54:41 | 3:05:02 | 8:52:42 |
| 1st Age Grouper | 0:57:00 | 5:53:43 | 3:57:22 | 10:53:43 |
| 2nd Age Grouper | 1:21:07 | 5:43:16 | 3:47:07 | 10:57:24 |
| 3rd Age Grouper | 1:09:08 | 5:47:52 | 4:15:18 | 11:19:44 |
| 4th Age Grouper | 1:10:36 | 6:32:22 | 3:56:22 | 11:49:36 |
| 5th Age Grouper | 0:56:04 | 6:20:59 | 4:44:42 | 12:10:00 |
| 6th Age Grouper | 1:22:14 | 6:05:52 | 4:28:47 | 12:14:17 |
| 7th Age Grouper | 1:19:26 | 6:00:27 | 4:57:11 | 12:28:13 |
| 8th Age Grouper | 0:58:07 | 6:46:15 | 4:46:43 | 12:43:29 |
| 9th Age Grouper | 1:16:11 | 6:12:38 | 5:33:47 | 13:14:13 |
| Kona Qualifier Average | 0:57:00 | 5:53:43 | 3:57:22 | 10:53:43 |
| Top 10 Age Grouper Average | 1:09:59 | 6:09:16 | 4:29:42 | 11:58:57 |

Challenge Copenhagen 2010

| Position | Swim Time | Bike Time | Run Time | Overall Time |
|----------------------------|-----------|-----------|----------|--------------|
| Male Winner | 0:49:28 | 4:28:01 | 2:46:54 | 8:07:39 |
| Female Winner | 0:50:21 | 4:48:04 | 3:13:09 | 8:54:36 |
| 1st Age Grouper | 1:13:52 | 5:51:02 | 4:09:05 | 11:21:27 |
| 2nd Age Grouper | 1:07:09 | 5:44:32 | 4:28:13 | 11:34:35 |
| 3rd Age Grouper | 1:14:40 | 6:10:42 | 4:39:08 | 12:15:48 |
| 4th Age Grouper | 1:25:31 | 5:33:33 | 5:25:38 | 12:44:01 |
| 5th Age Grouper | 1:52:07 | 6:25:55 | 5:04:07 | 13:47:05 |
| Kona Qualifier Average | 1:13:52 | 5:51:02 | 4:09:05 | 11:21:27 |
| Top 10 Age Grouper Average | 1:22:39 | 5:57:08 | 4:45:14 | 12:20:35 |