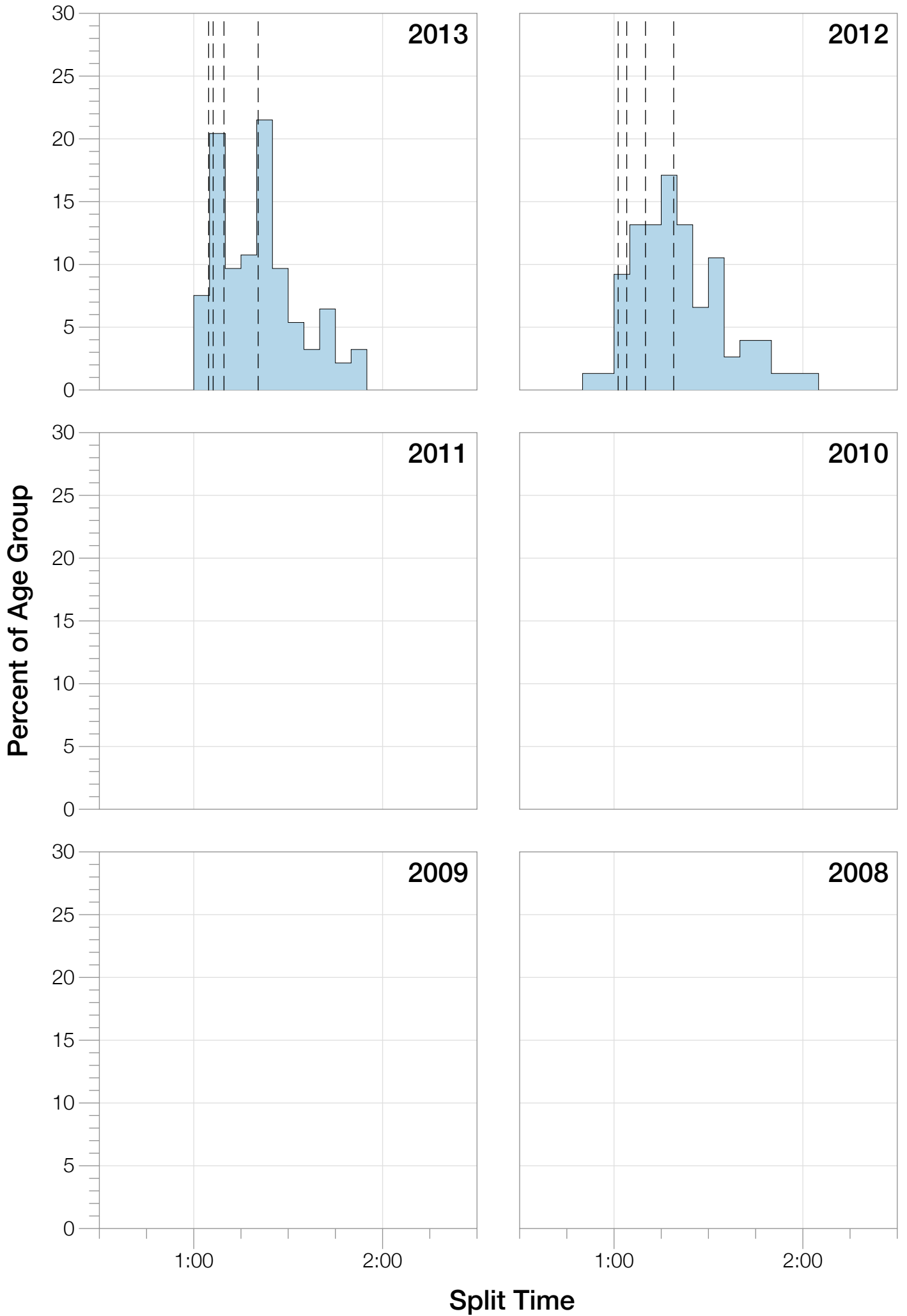


# Ironman Mont-Tremblant F35-39 Stats

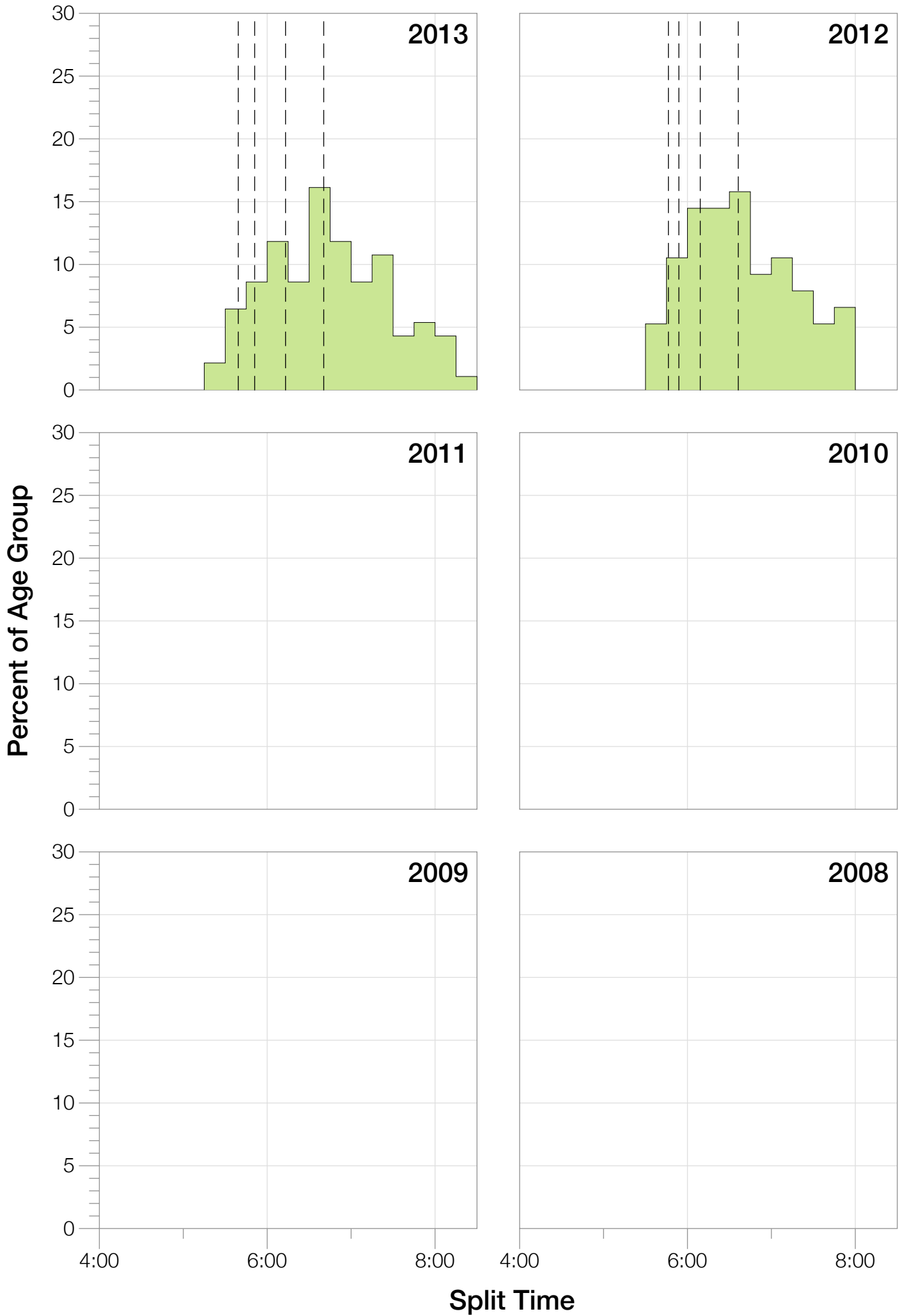
## F35-39 Summary Statistics

<b>Year</b>	<b>Finishers</b>	<b>F35-39 Finishers</b>	<b>Male Winner's Time</b>	<b>Female Winner's Time</b>	<b>F35-39 Winner's Time</b>
2012	2099	76	8:40:48	9:30:46	10:14:13
2013	2119	93	8:26:06	9:07:56	10:04:06
<b>Average</b>	<b>2109</b>	<b>85</b>	<b>8:33:27</b>	<b>9:19:21</b>	<b>10:09:09</b>

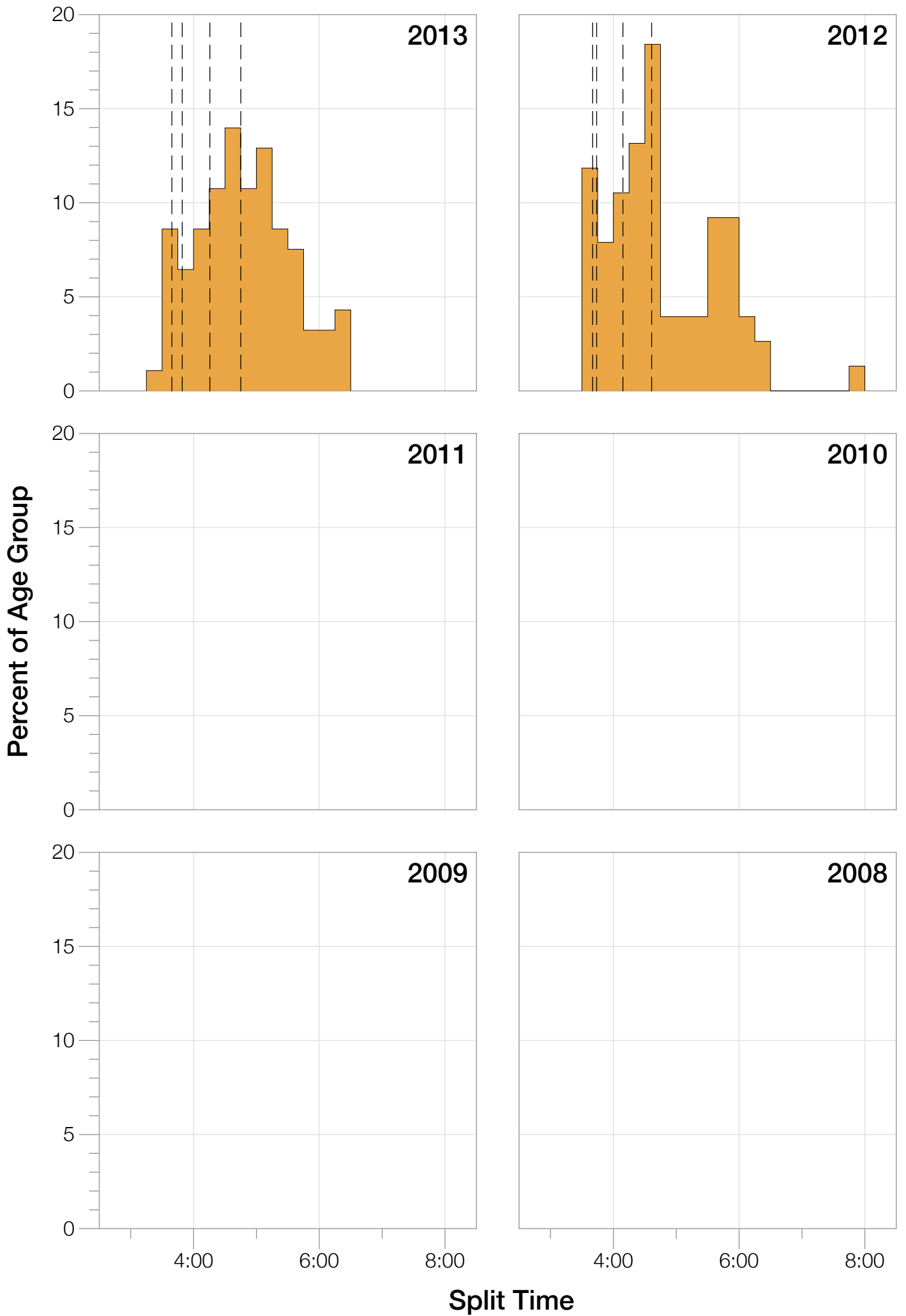
# F35-39 Swim



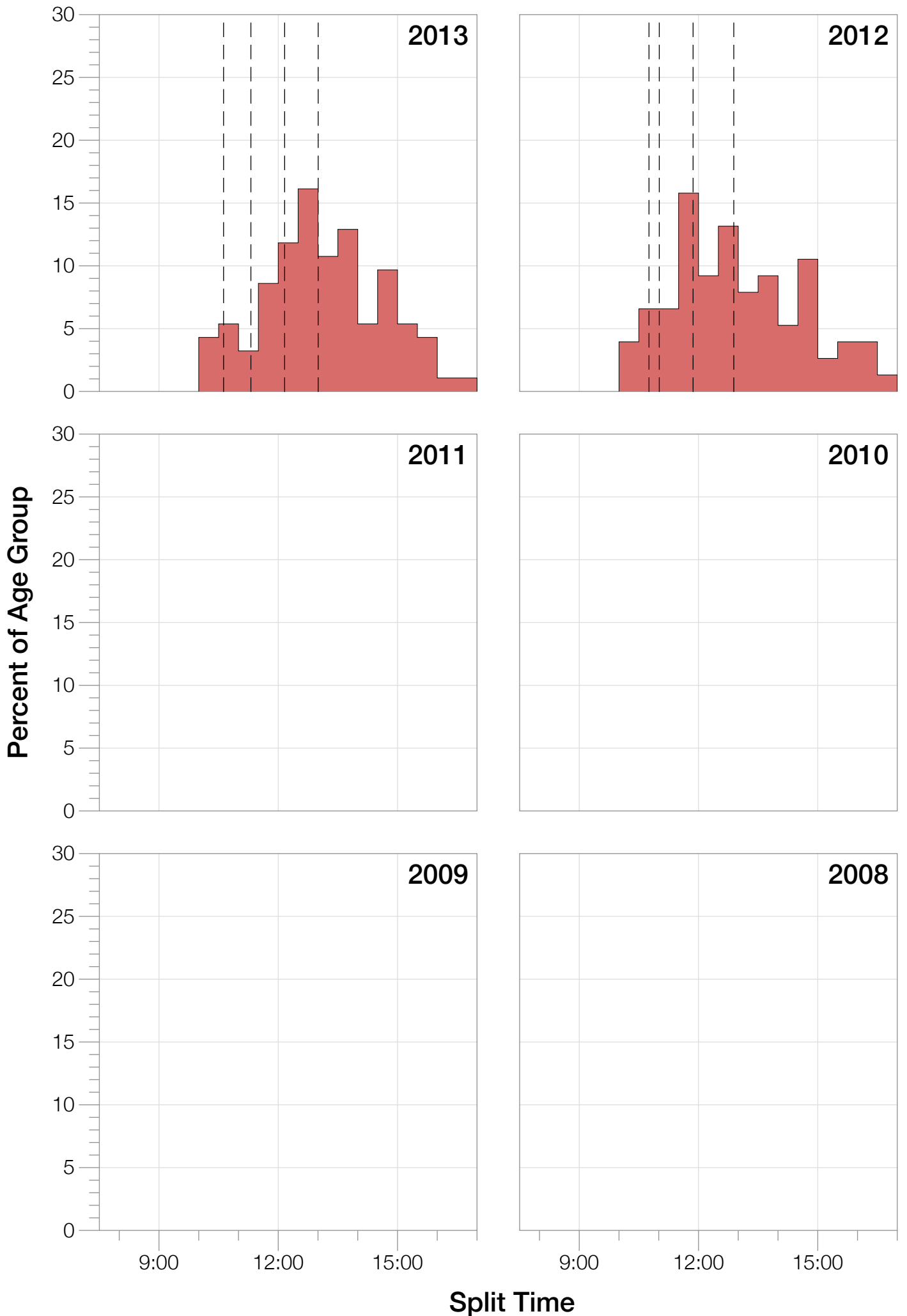
# F35-39 Bike



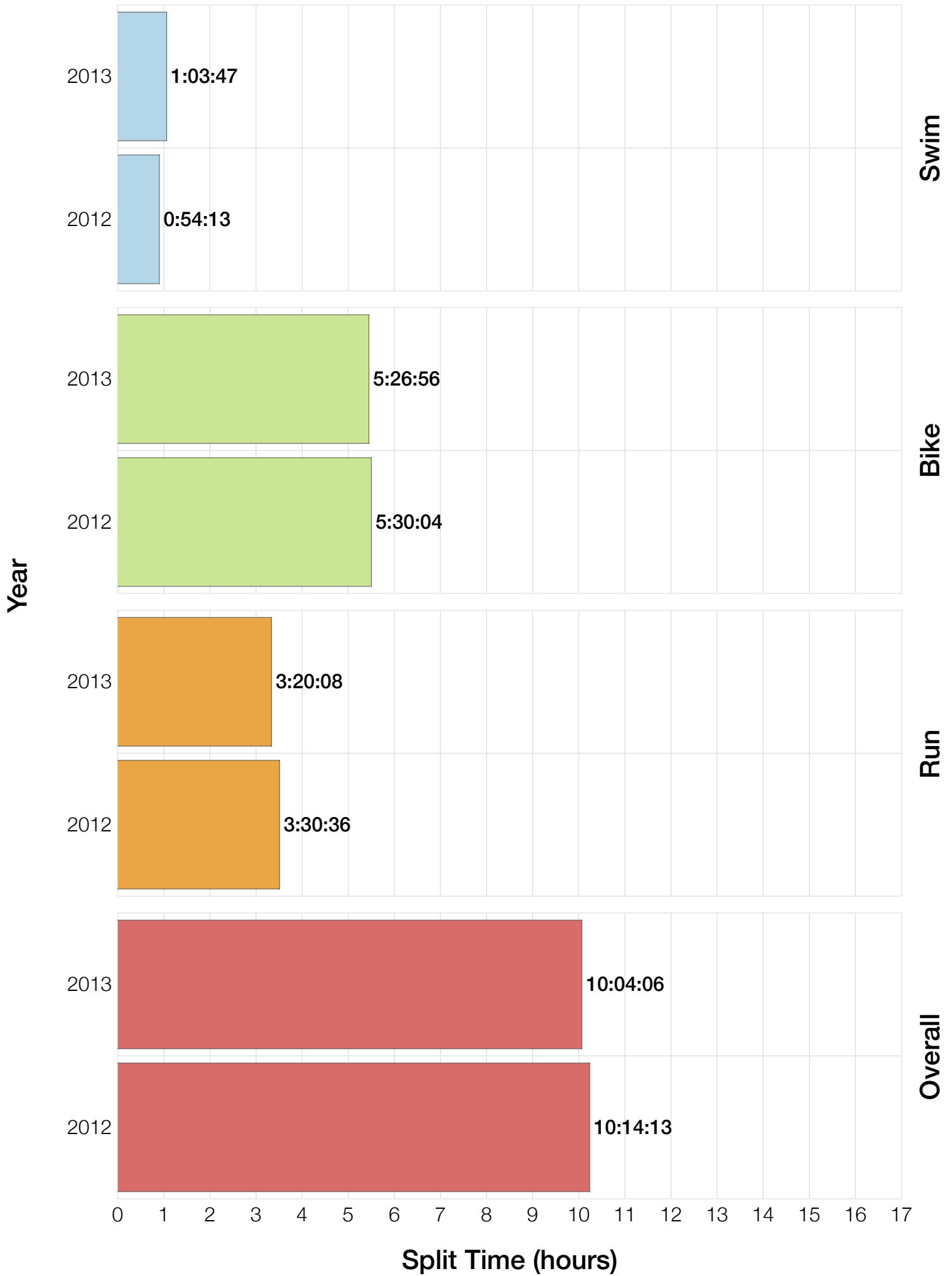
# F35-39 Run



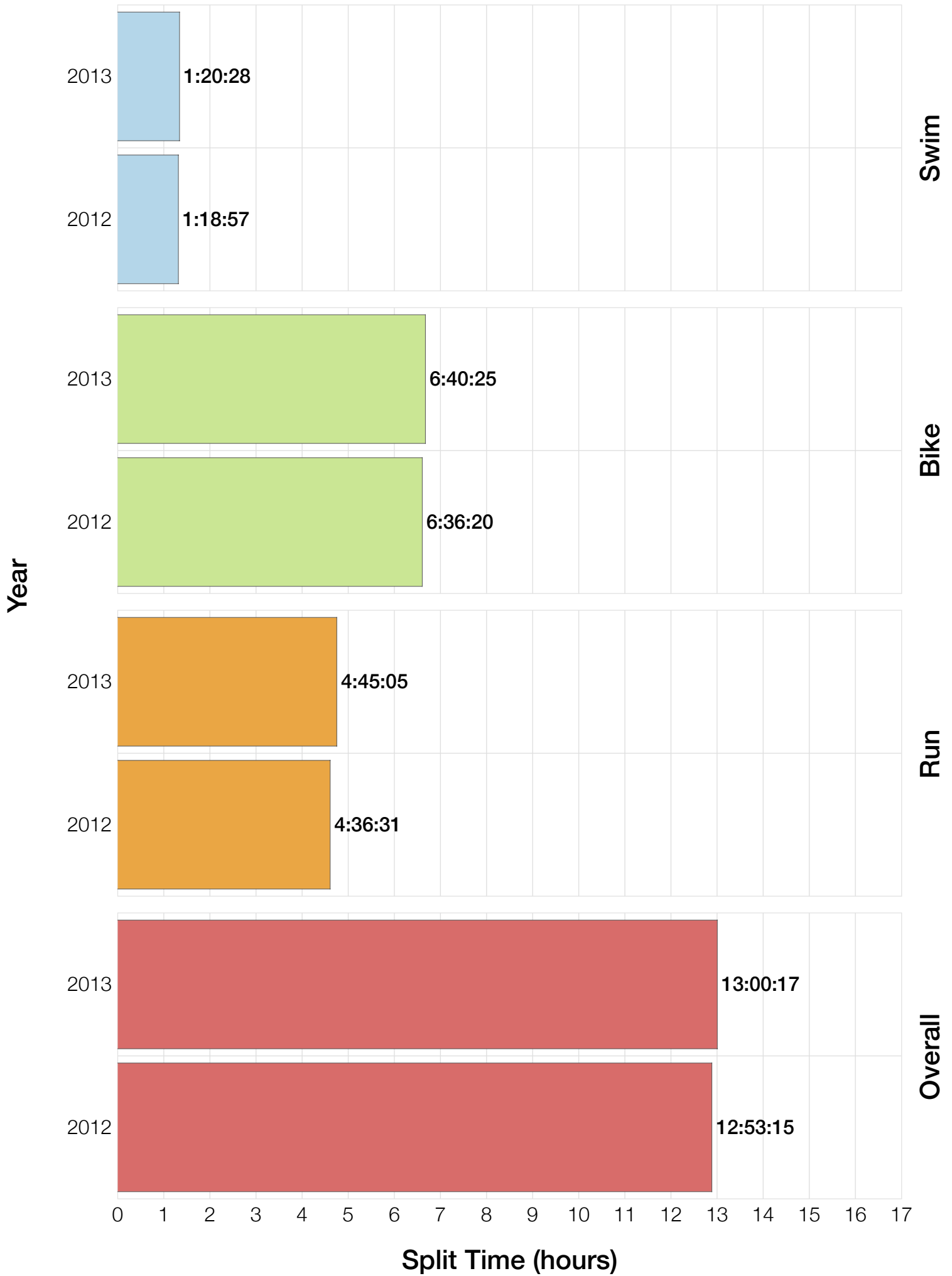
# F35-39 Overall



# F35-39 Fastest Splits

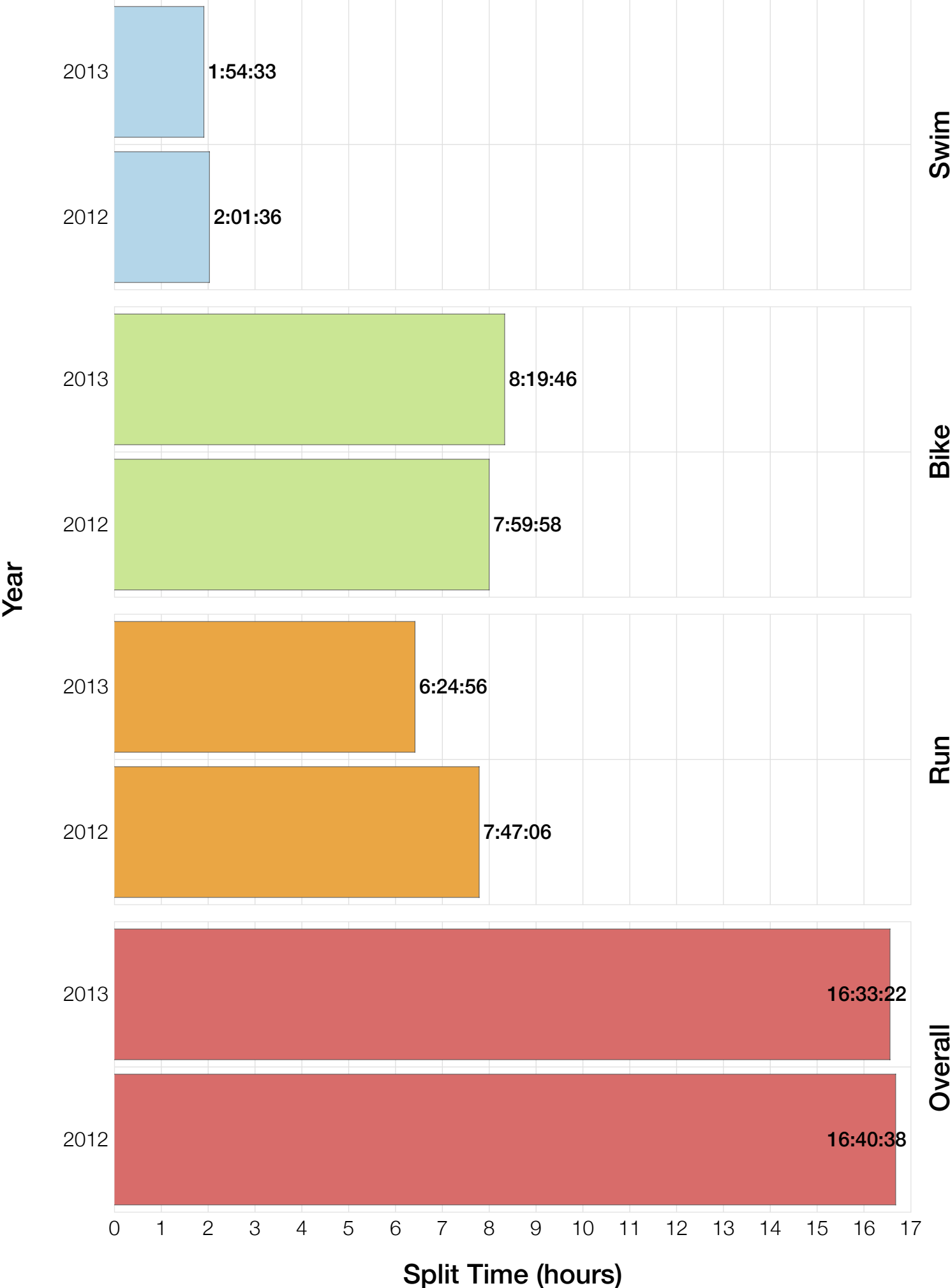


# F35-39 Median Splits



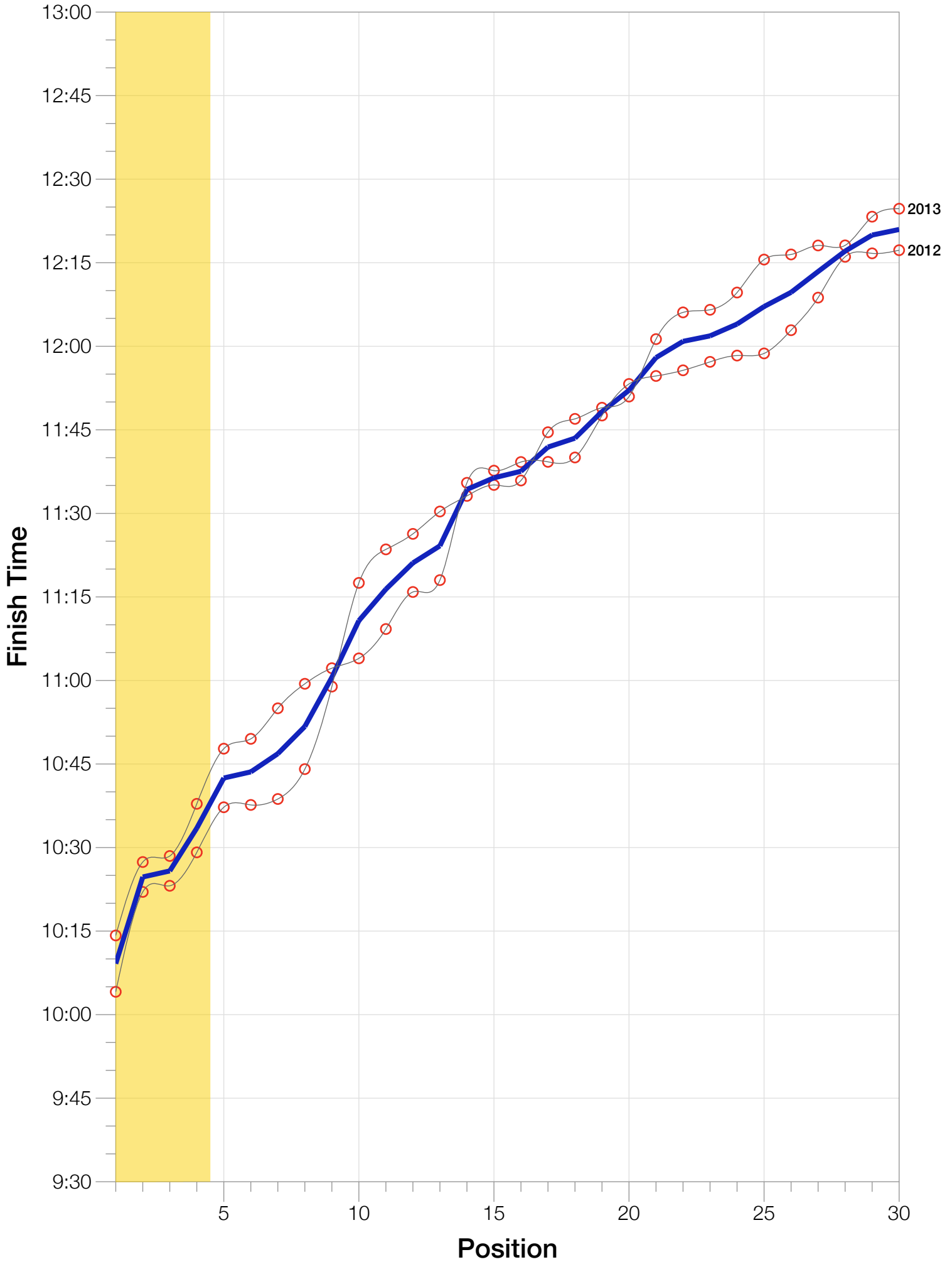


# F35-39 Slowest Splits



# F35-39 Top 30 Finishing Splits

Estimated Kona Slot      Average Finishing Time      Finishing Time



## F35-39 Top 10 and Kona Times and Splits

### Summary Statistics

Position	Swim Time	Bike Time	Run Time	Overall Time
<b>Average Male Winner</b>	<b>0:49:36</b>	<b>4:35:56</b>	<b>3:03:08</b>	<b>8:33:27</b>
<b>Average Female Winner</b>	<b>0:59:38</b>	<b>5:02:24</b>	<b>3:12:11</b>	<b>9:19:21</b>
<b>Average 1st Age Grouper</b>	<b>1:01:07</b>	<b>5:29:34</b>	<b>3:31:41</b>	<b>10:09:09</b>
<b>Average 2nd Age Grouper</b>	<b>1:05:20</b>	<b>5:34:28</b>	<b>3:36:35</b>	<b>10:24:43</b>
<b>Average 3rd Age Grouper</b>	<b>1:05:46</b>	<b>5:36:06</b>	<b>3:35:33</b>	<b>10:25:48</b>
<b>Average 4th Age Grouper</b>	<b>1:04:51</b>	<b>5:46:40</b>	<b>3:34:30</b>	<b>10:33:29</b>
Average 5th Age Grouper	1:04:47	5:46:40	3:43:05	10:42:29
Average 6th Age Grouper	1:12:36	5:46:05	3:35:01	10:43:35
Average 7th Age Grouper	1:06:46	5:39:58	3:52:26	10:46:51
Average 8th Age Grouper	1:07:56	5:51:16	3:44:28	10:51:44
Average 9th Age Grouper	1:11:16	5:58:38	3:42:31	11:00:33
Average 10th Age Grouper	1:09:01	5:52:07	4:00:43	11:10:44
<b>Kona Qualifier Average</b>	<b>1:04:16</b>	<b>5:36:42</b>	<b>3:34:35</b>	<b>10:23:17</b>
<b>Top 10 Age Grouper Average</b>	<b>1:06:56</b>	<b>5:44:09</b>	<b>3:41:39</b>	<b>10:40:54</b>

### Mont-Tremblant 2013

Position	Swim Time	Bike Time	Run Time	Overall Time
<b>Male Winner</b>	<b>0:47:50</b>	<b>4:36:36</b>	<b>2:57:08</b>	<b>8:26:06</b>
<b>Female Winner</b>	<b>0:51:43</b>	<b>4:58:18</b>	<b>3:12:47</b>	<b>9:07:56</b>
<b>1st Age Grouper</b>	<b>1:08:02</b>	<b>5:29:05</b>	<b>3:20:08</b>	<b>10:04:06</b>
<b>2nd Age Grouper</b>	<b>1:06:39</b>	<b>5:26:56</b>	<b>3:39:24</b>	<b>10:22:02</b>
<b>3rd Age Grouper</b>	<b>1:04:01</b>	<b>5:32:34</b>	<b>3:39:07</b>	<b>10:23:08</b>
<b>4th Age Grouper</b>	<b>1:03:47</b>	<b>5:39:36</b>	<b>3:38:24</b>	<b>10:29:08</b>
5th Age Grouper	1:08:17	5:39:21	3:41:18	10:37:14
6th Age Grouper	1:14:48	5:39:12	3:33:54	10:37:39
7th Age Grouper	1:10:20	5:37:55	3:44:00	10:38:43
8th Age Grouper	1:08:27	5:44:13	3:43:00	10:44:05
9th Age Grouper	1:23:29	5:54:04	3:33:06	10:58:54
10th Age Grouper	1:04:41	5:50:18	4:15:33	11:17:31
<b>Kona Qualifier Average</b>	<b>1:05:37</b>	<b>5:32:02</b>	<b>3:34:15</b>	<b>10:19:36</b>
<b>Top 10 Age Grouper Average</b>	<b>1:09:15</b>	<b>5:39:19</b>	<b>3:40:47</b>	<b>10:37:15</b>

### Mont-Tremblant 2012

Position	Swim Time	Bike Time	Run Time	Overall Time
<b>Male Winner</b>	<b>0:51:22</b>	<b>4:35:17</b>	<b>3:09:09</b>	<b>8:40:48</b>
<b>Female Winner</b>	<b>1:07:33</b>	<b>5:06:31</b>	<b>3:11:35</b>	<b>9:30:46</b>
<b>1st Age Grouper</b>	<b>0:54:13</b>	<b>5:30:04</b>	<b>3:43:15</b>	<b>10:14:13</b>
<b>2nd Age Grouper</b>	<b>1:04:01</b>	<b>5:42:00</b>	<b>3:33:47</b>	<b>10:27:24</b>
<b>3rd Age Grouper</b>	<b>1:07:31</b>	<b>5:39:39</b>	<b>3:31:59</b>	<b>10:28:29</b>
<b>4th Age Grouper</b>	<b>1:05:56</b>	<b>5:53:44</b>	<b>3:30:36</b>	<b>10:37:51</b>
5th Age Grouper	1:01:17	5:54:00	3:44:52	10:47:45
6th Age Grouper	1:10:25	5:52:59	3:36:09	10:49:31
7th Age Grouper	1:03:13	5:42:02	4:00:52	10:55:00
8th Age Grouper	1:07:25	5:58:20	3:45:56	10:59:24
9th Age Grouper	0:59:03	6:03:12	3:51:56	11:02:12
10th Age Grouper	1:13:22	5:53:57	3:45:53	11:03:58
<b>Kona Qualifier Average</b>	<b>1:02:55</b>	<b>5:41:21</b>	<b>3:34:54</b>	<b>10:26:59</b>
<b>Top 10 Age Grouper Average</b>	<b>1:04:38</b>	<b>5:48:59</b>	<b>3:42:31</b>	<b>10:44:34</b>