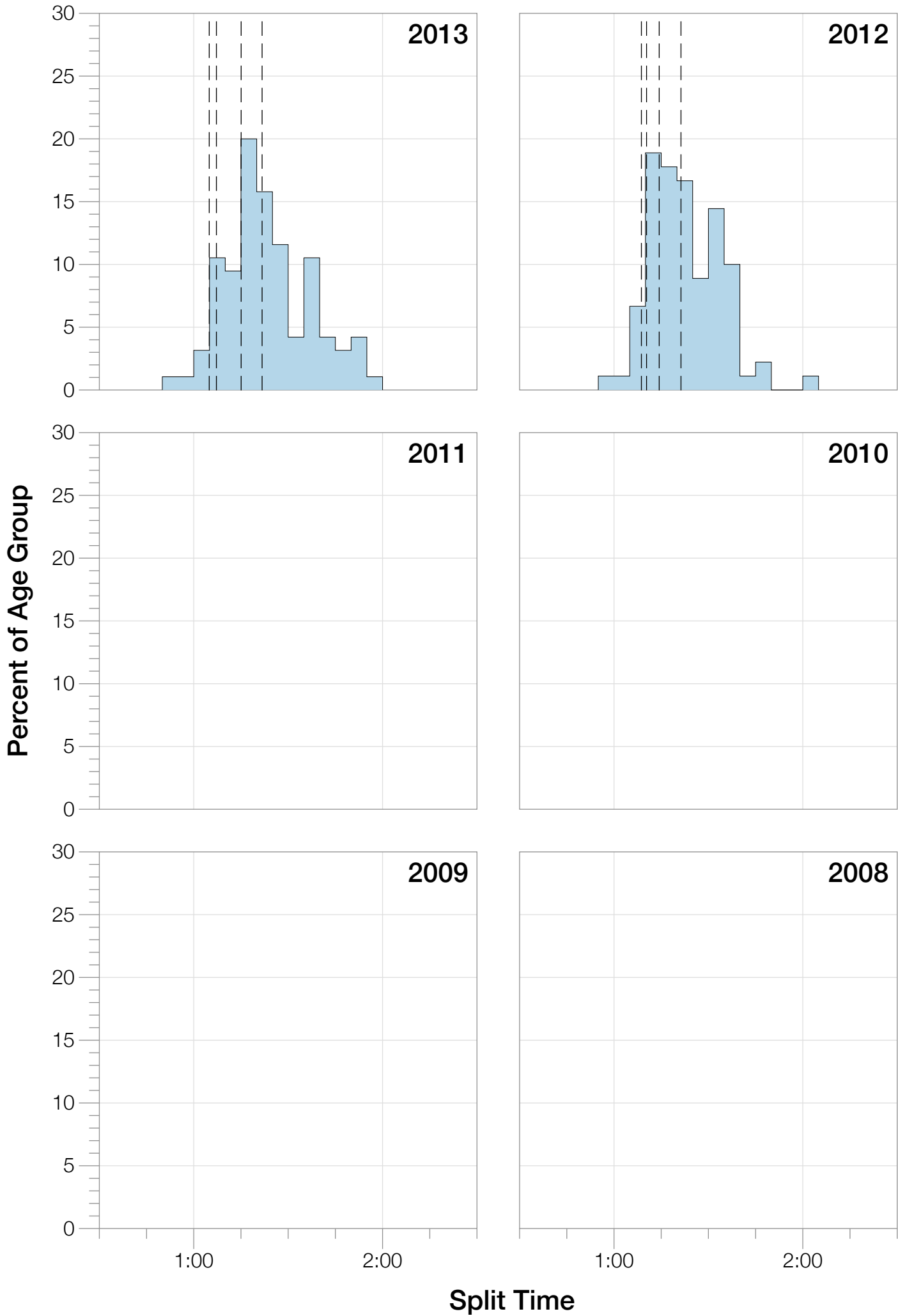


Ironman Mont-Tremblant F45-49 Stats

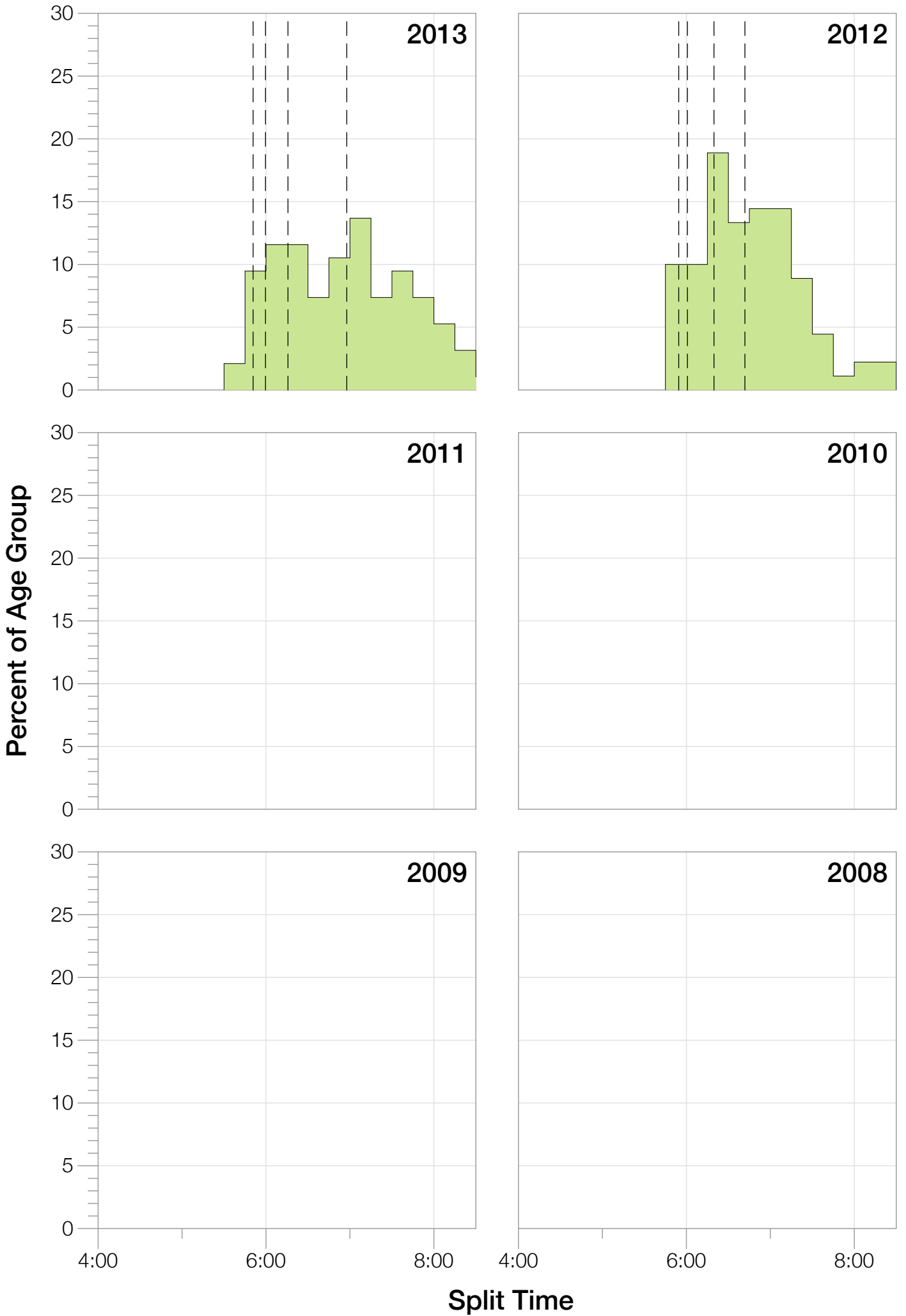
F45-49 Summary Statistics

Year	Finishers	F45-49 Finishers	Male Winner's Time	Female Winner's Time	F45-49 Winner's Time
2012	2099	90	8:40:48	9:30:46	10:54:10
2013	2119	95	8:26:06	9:07:56	10:47:41
Average	2109	93	8:33:27	9:19:21	10:50:55

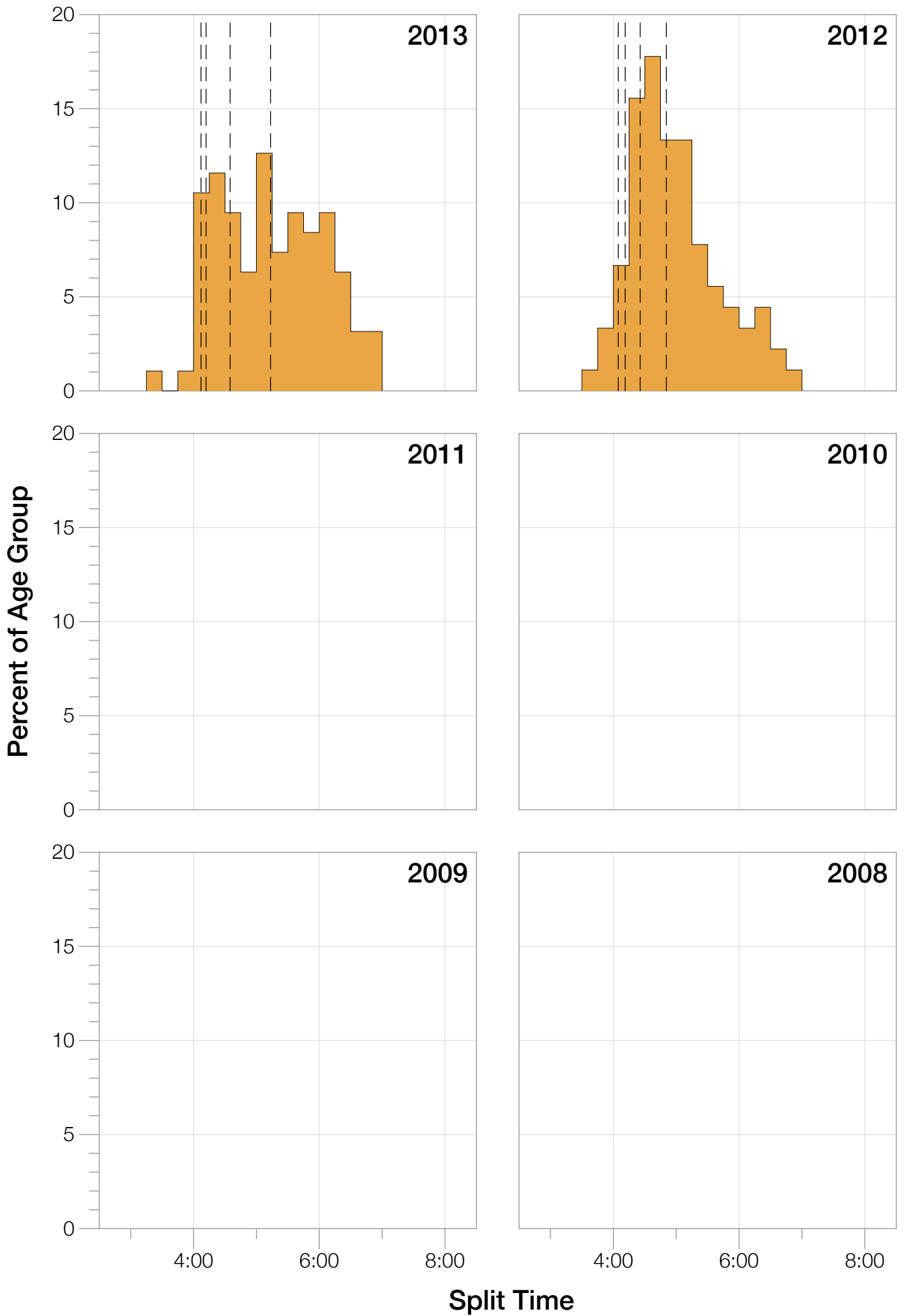
F45-49 Swim



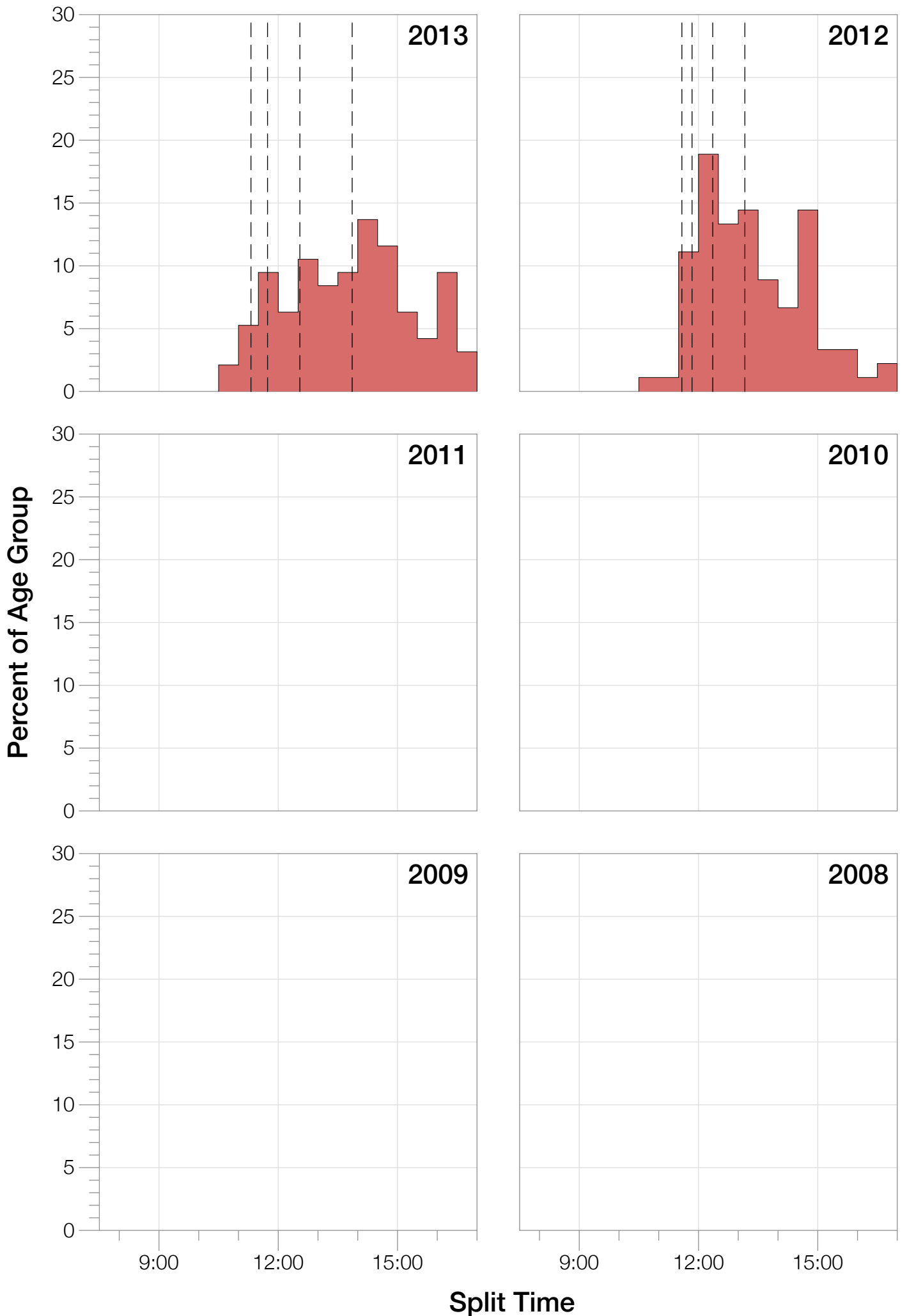
F45-49 Bike



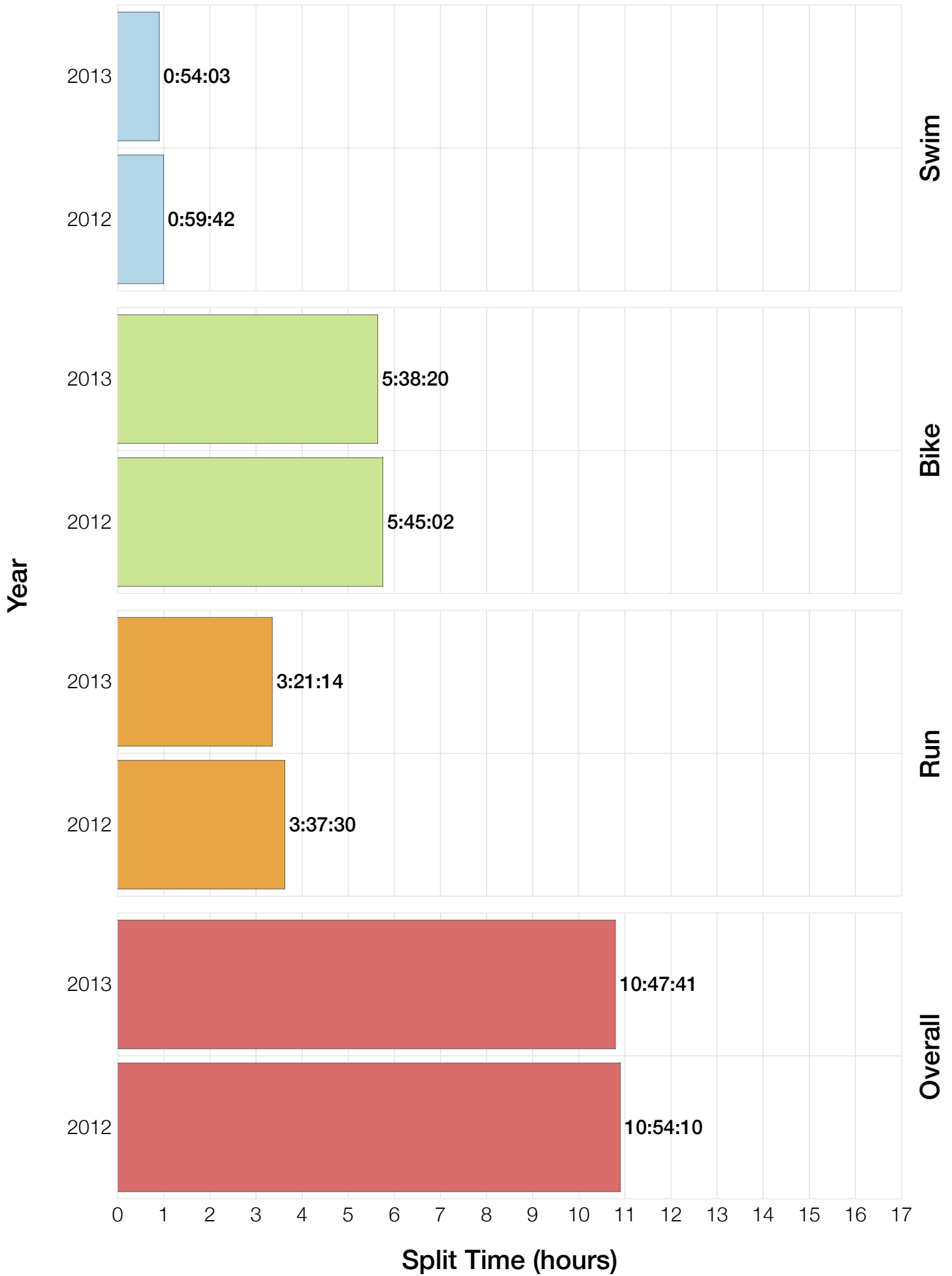
F45-49 Run



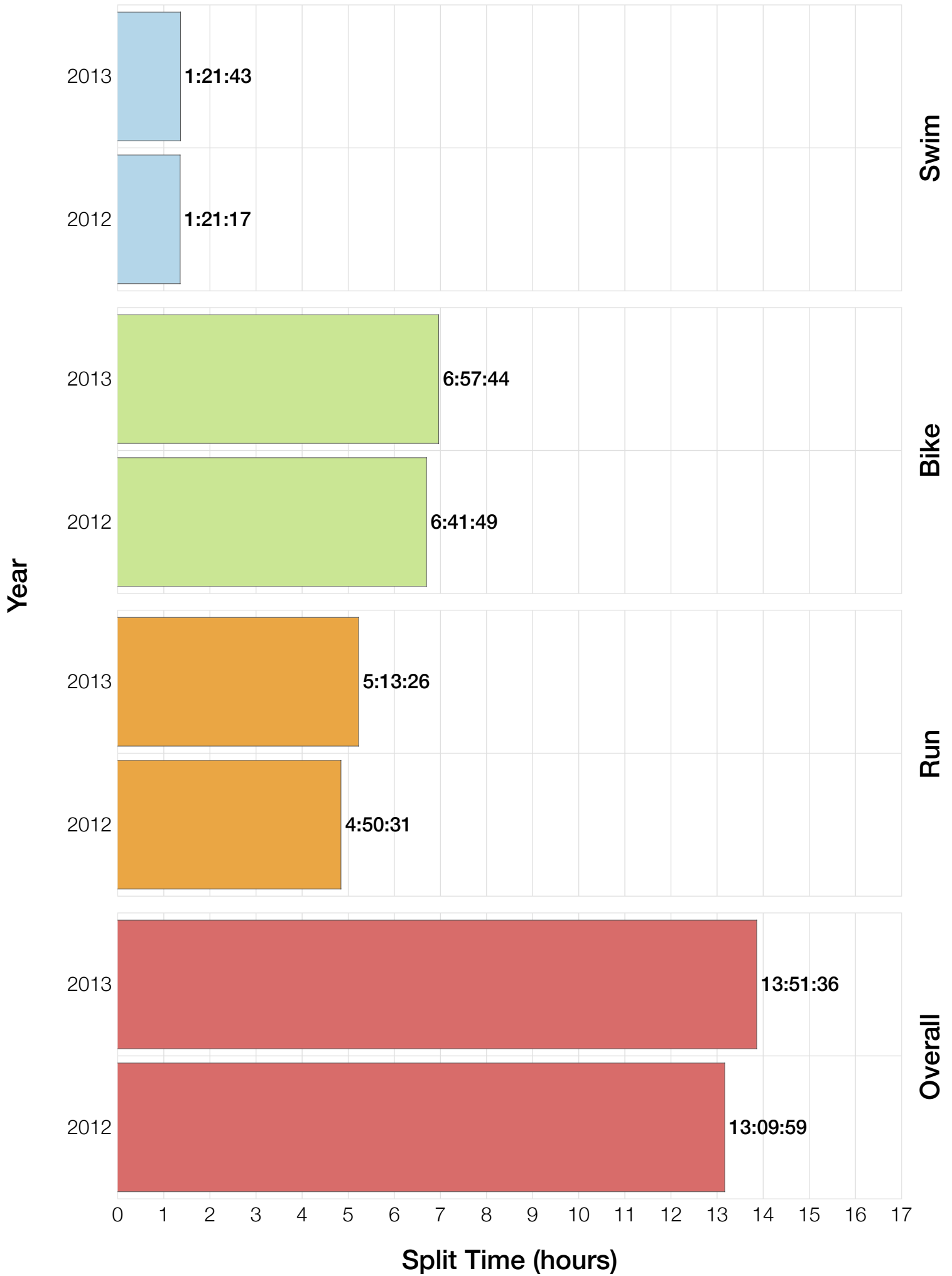
F45-49 Overall



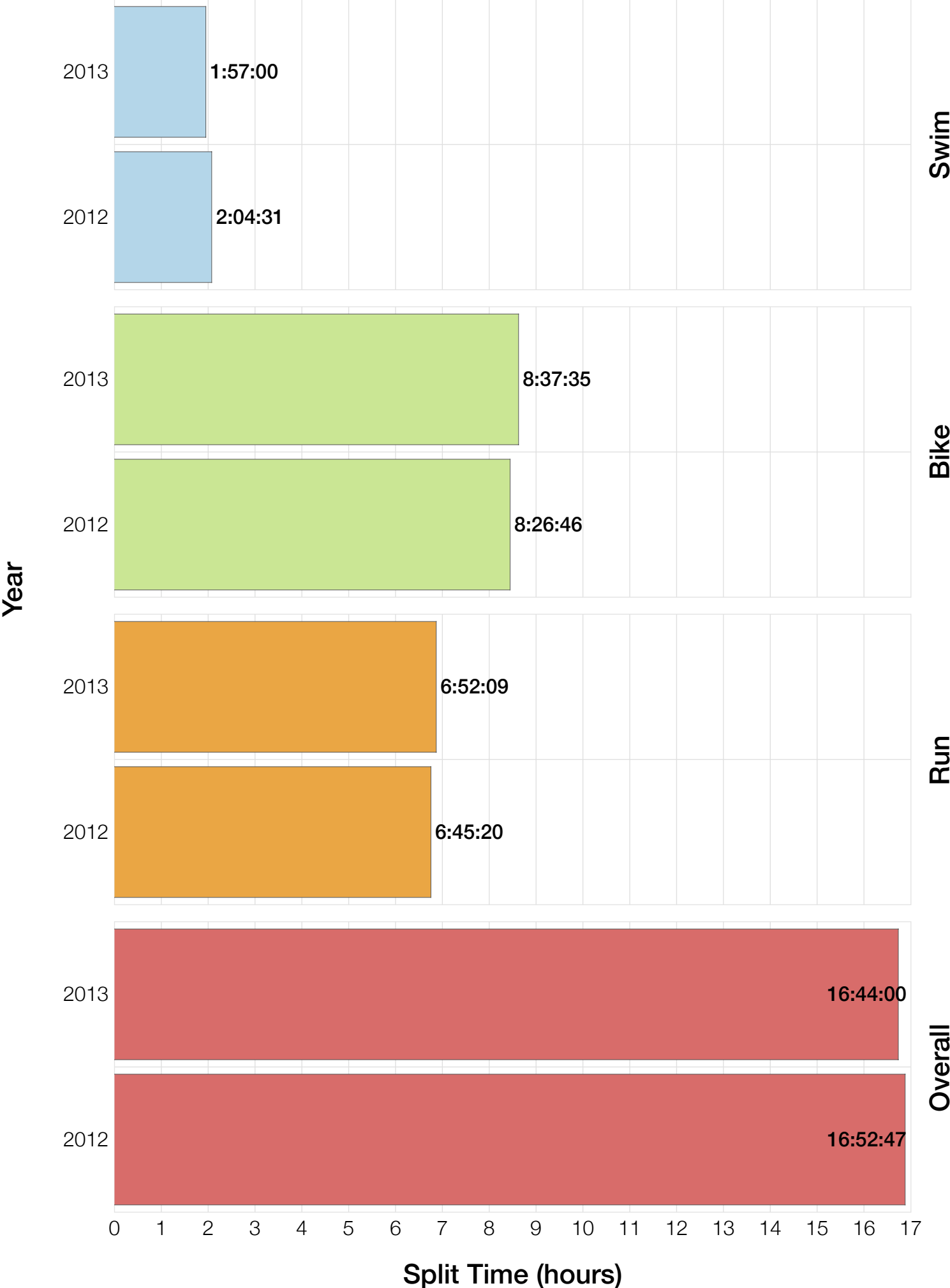
F45-49 Fastest Splits



F45-49 Median Splits

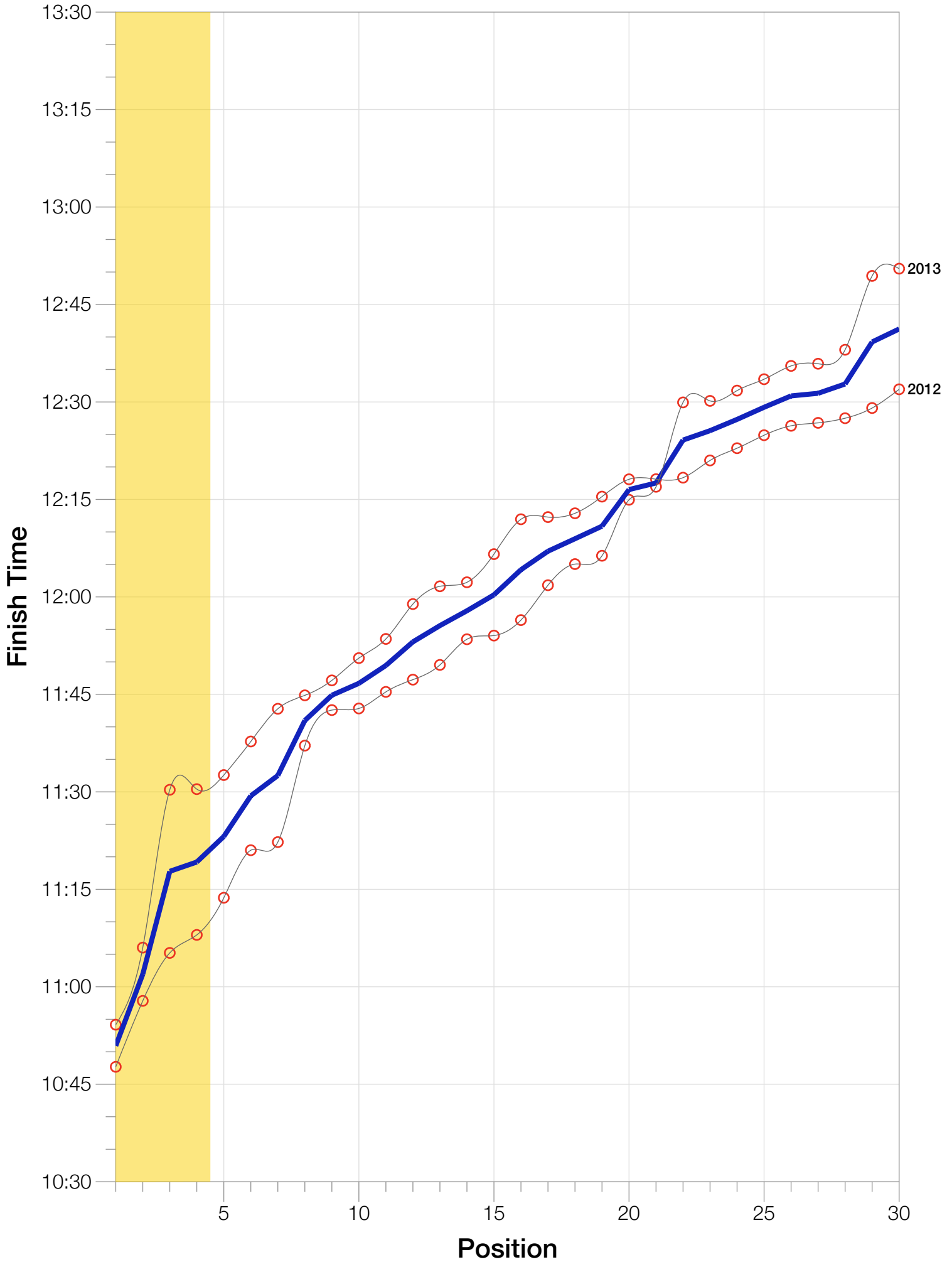


F45-49 Slowest Splits



F45-49 Top 30 Finishing Splits

Estimated Kona Slot Average Finishing Time Finishing Time



F45-49 Top 10 and Kona Times and Splits

Summary Statistics

Position	Swim Time	Bike Time	Run Time	Overall Time
Average Male Winner	0:49:36	4:35:56	3:03:08	8:33:27
Average Female Winner	0:59:38	5:02:24	3:12:11	9:19:21
Average 1st Age Grouper	1:11:50	6:01:09	3:29:22	10:50:55
Average 2nd Age Grouper	1:05:08	5:44:11	4:04:03	11:01:56
Average 3rd Age Grouper	1:04:16	5:47:12	4:18:58	11:17:46
Average 4th Age Grouper	1:06:39	5:57:06	4:07:00	11:19:12
Average 5th Age Grouper	1:07:59	6:00:00	4:05:26	11:23:08
Average 6th Age Grouper	1:17:07	5:52:10	4:12:55	11:29:23
Average 7th Age Grouper	1:13:06	6:05:19	4:05:18	11:32:31
Average 8th Age Grouper	1:12:36	5:55:24	4:23:35	11:40:59
Average 9th Age Grouper	1:18:40	5:53:16	4:21:50	11:44:52
Average 10th Age Grouper	1:14:20	6:13:06	4:07:46	11:46:42
Kona Qualifier Average	1:06:58	5:52:24	3:59:50	11:07:27
Top 10 Age Grouper Average	1:11:10	5:56:53	4:07:37	11:24:44

Mont-Tremblant 2013

Position	Swim Time	Bike Time	Run Time	Overall Time
Male Winner	0:47:50	4:36:36	2:57:08	8:26:06
Female Winner	0:51:43	4:58:18	3:12:47	9:07:56
1st Age Grouper	1:14:49	6:03:37	3:21:14	10:47:41
2nd Age Grouper	1:06:54	5:43:20	3:59:35	10:57:50
3rd Age Grouper	1:01:23	5:38:20	4:18:37	11:05:13
4th Age Grouper	0:59:40	5:57:00	4:02:42	11:07:59
5th Age Grouper	1:05:58	5:47:36	4:11:38	11:13:42
6th Age Grouper	1:16:09	5:51:05	4:06:43	11:21:01
7th Age Grouper	1:20:48	5:50:58	4:03:20	11:22:16
8th Age Grouper	1:12:14	5:57:51	4:17:14	11:37:07
9th Age Grouper	1:22:46	5:50:22	4:19:37	11:42:35
10th Age Grouper	1:19:13	6:02:09	4:13:00	11:42:50
Kona Qualifier Average	1:05:41	5:50:34	3:55:32	10:59:40
Top 10 Age Grouper Average	1:11:59	5:52:13	4:05:22	11:17:49

Mont-Tremblant 2012

Position	Swim Time	Bike Time	Run Time	Overall Time
Male Winner	0:51:22	4:35:17	3:09:09	8:40:48
Female Winner	1:07:33	5:06:31	3:11:35	9:30:46
1st Age Grouper	1:08:51	5:58:42	3:37:30	10:54:10
2nd Age Grouper	1:03:23	5:45:02	4:08:31	11:06:02
3rd Age Grouper	1:07:10	5:56:04	4:19:19	11:30:19
4th Age Grouper	1:13:39	5:57:13	4:11:18	11:30:25
5th Age Grouper	1:10:01	6:12:24	3:59:15	11:32:35
6th Age Grouper	1:18:06	5:53:15	4:19:07	11:37:45
7th Age Grouper	1:05:25	6:19:41	4:07:17	11:42:47
8th Age Grouper	1:12:58	5:52:57	4:29:57	11:44:51
9th Age Grouper	1:14:34	5:56:11	4:24:04	11:47:09
10th Age Grouper	1:09:28	6:24:03	4:02:33	11:50:35
Kona Qualifier Average	1:08:15	5:54:15	4:04:09	11:15:14
Top 10 Age Grouper Average	1:10:21	6:01:33	4:09:53	11:31:39