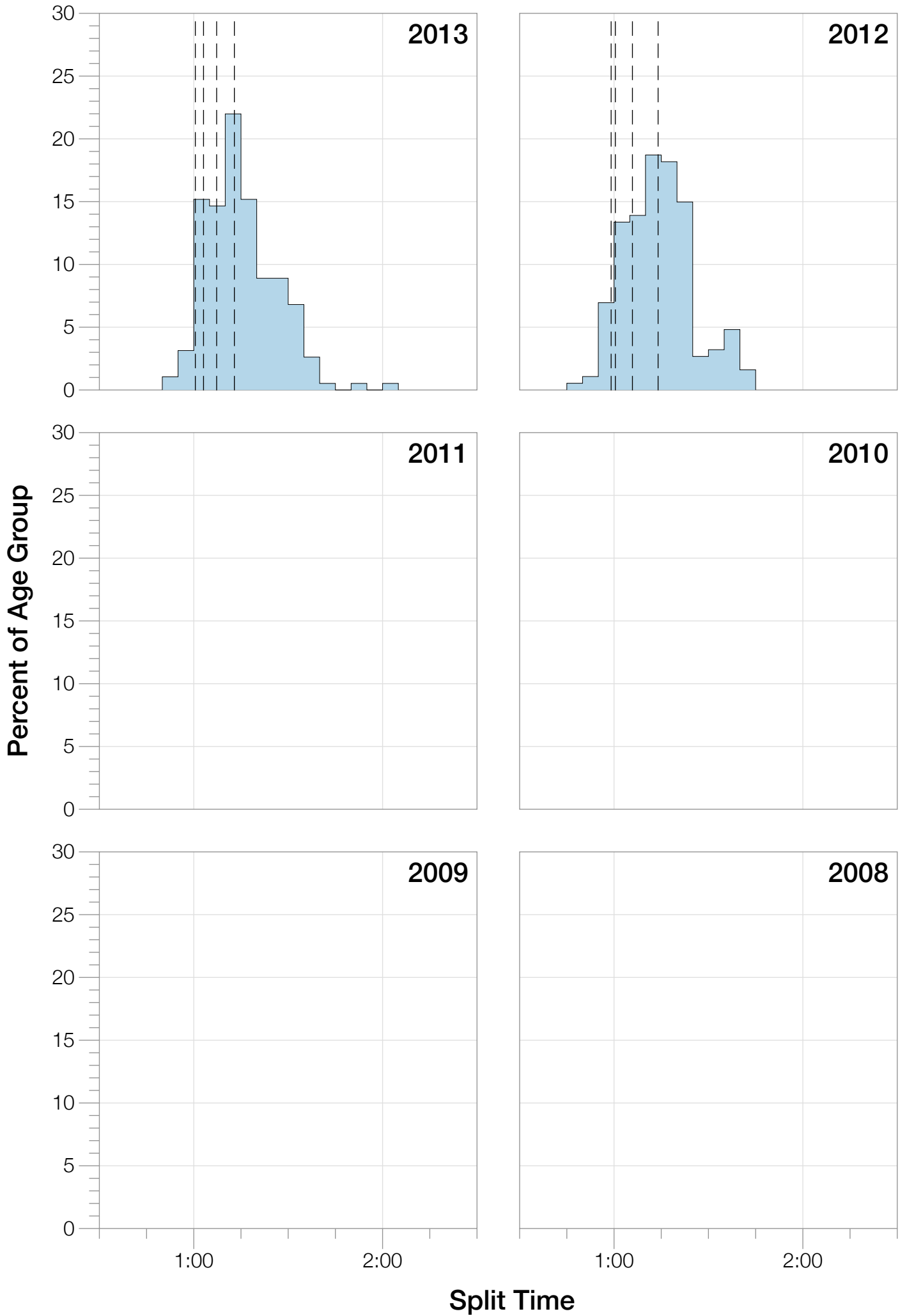


Ironman Mont-Tremblant M30-34 Stats

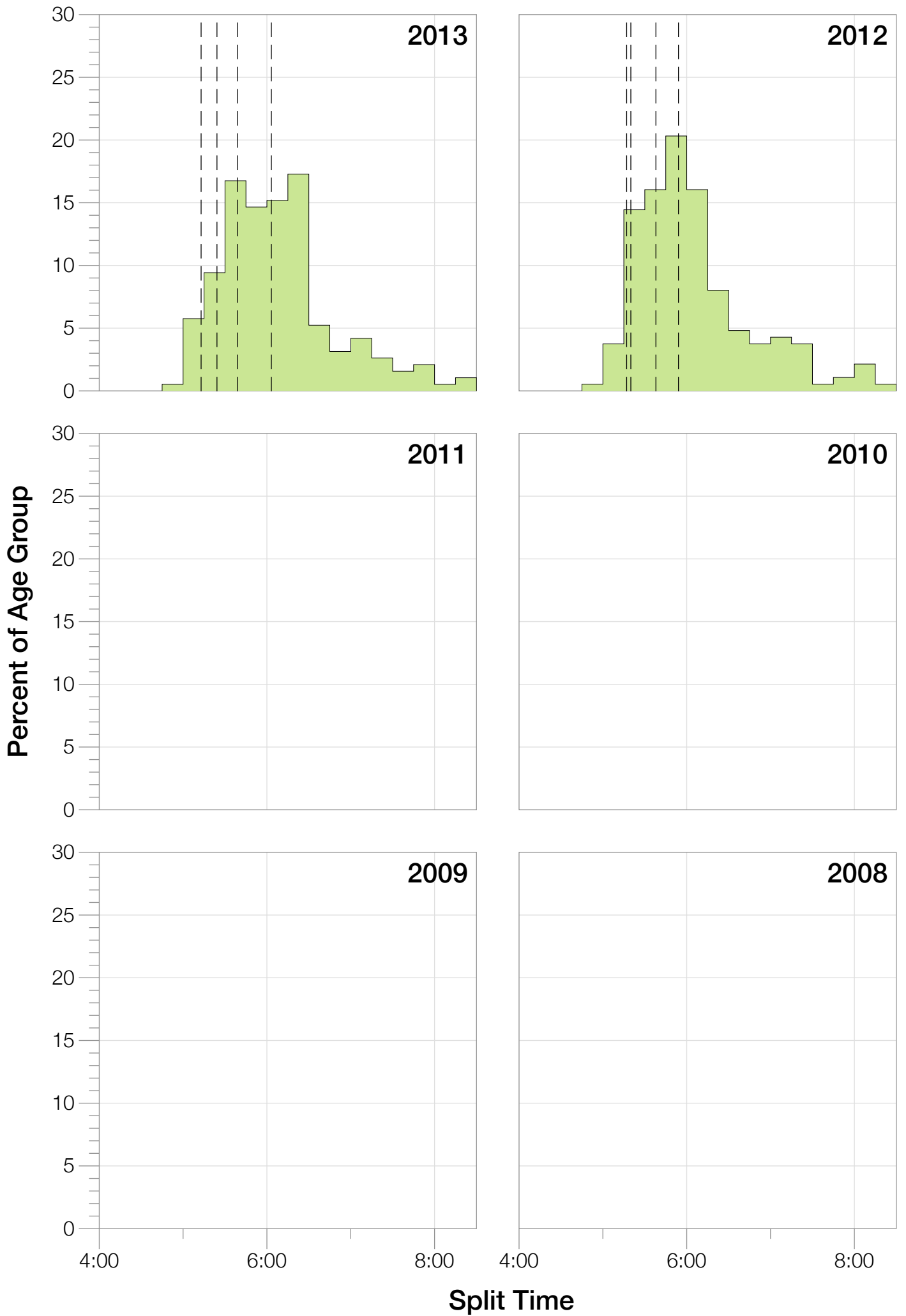
M30-34 Summary Statistics

Year	Finishers	M30-34 Finishers	Male Winner's Time	Female Winner's Time	M30-34 Winner's Time
2012	2099	187	8:40:48	9:30:46	9:18:13
2013	2119	191	8:26:06	9:07:56	9:25:11
Average	2109	189	8:33:27	9:19:21	9:21:42

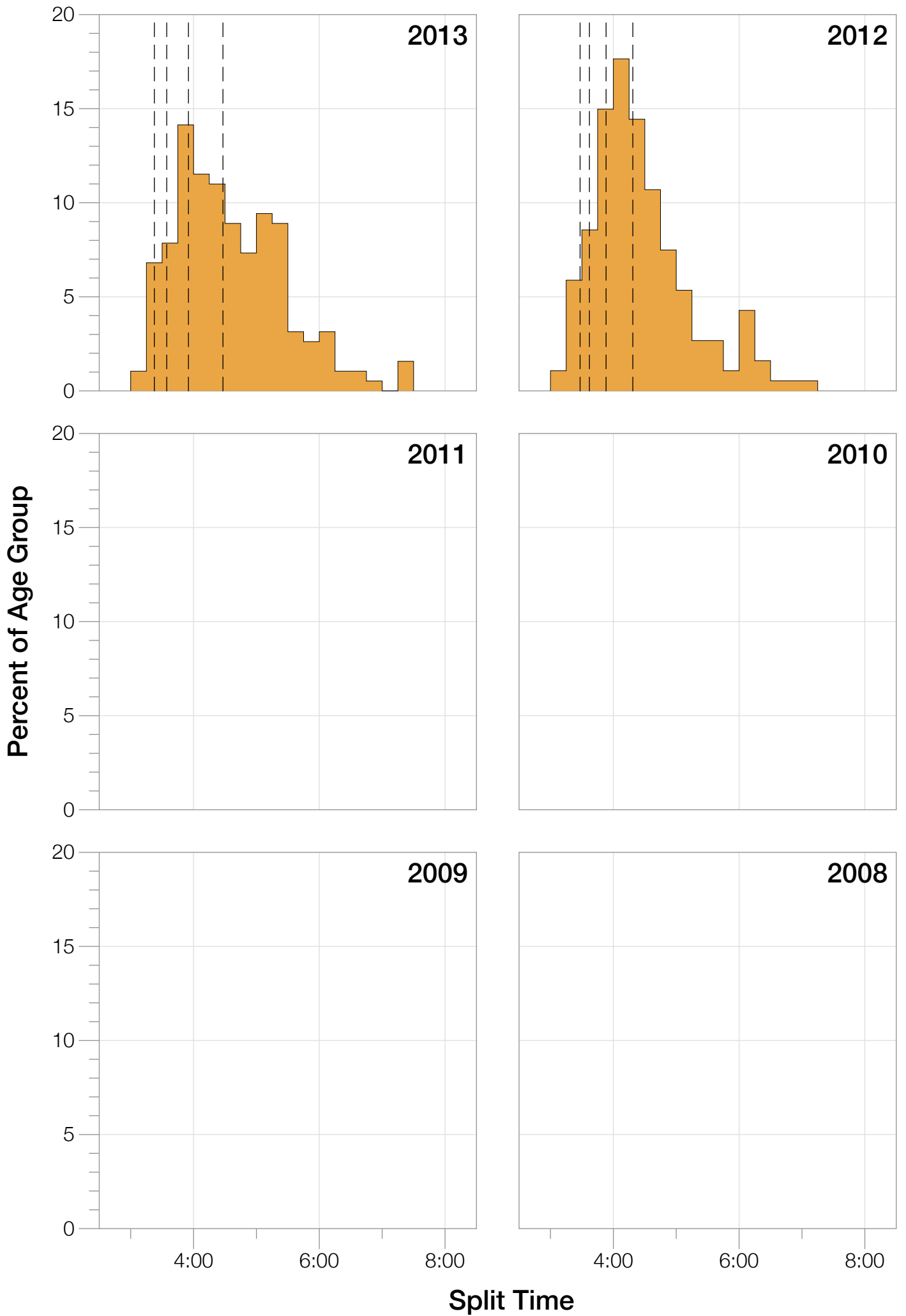
M30-34 Swim



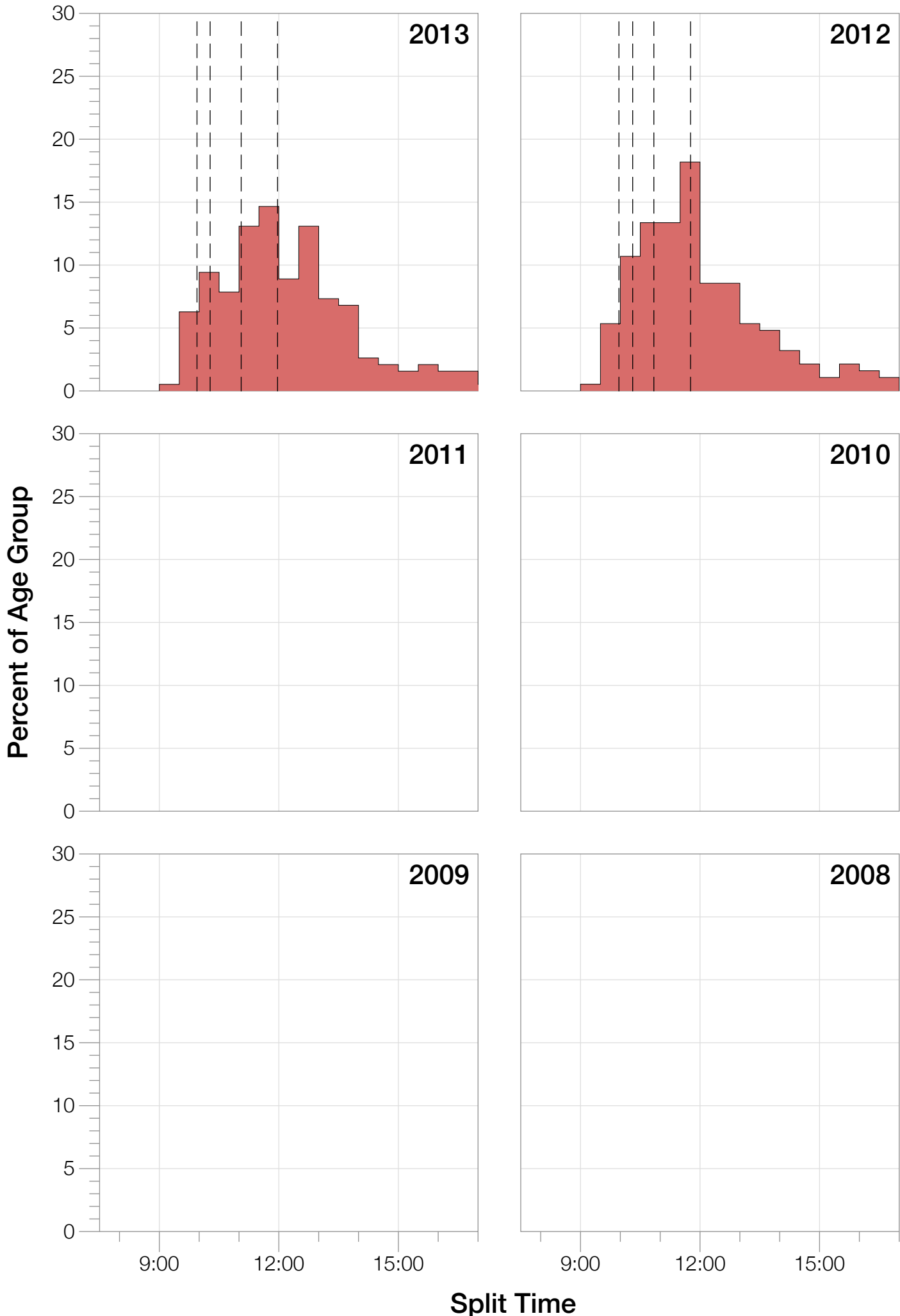
M30-34 Bike



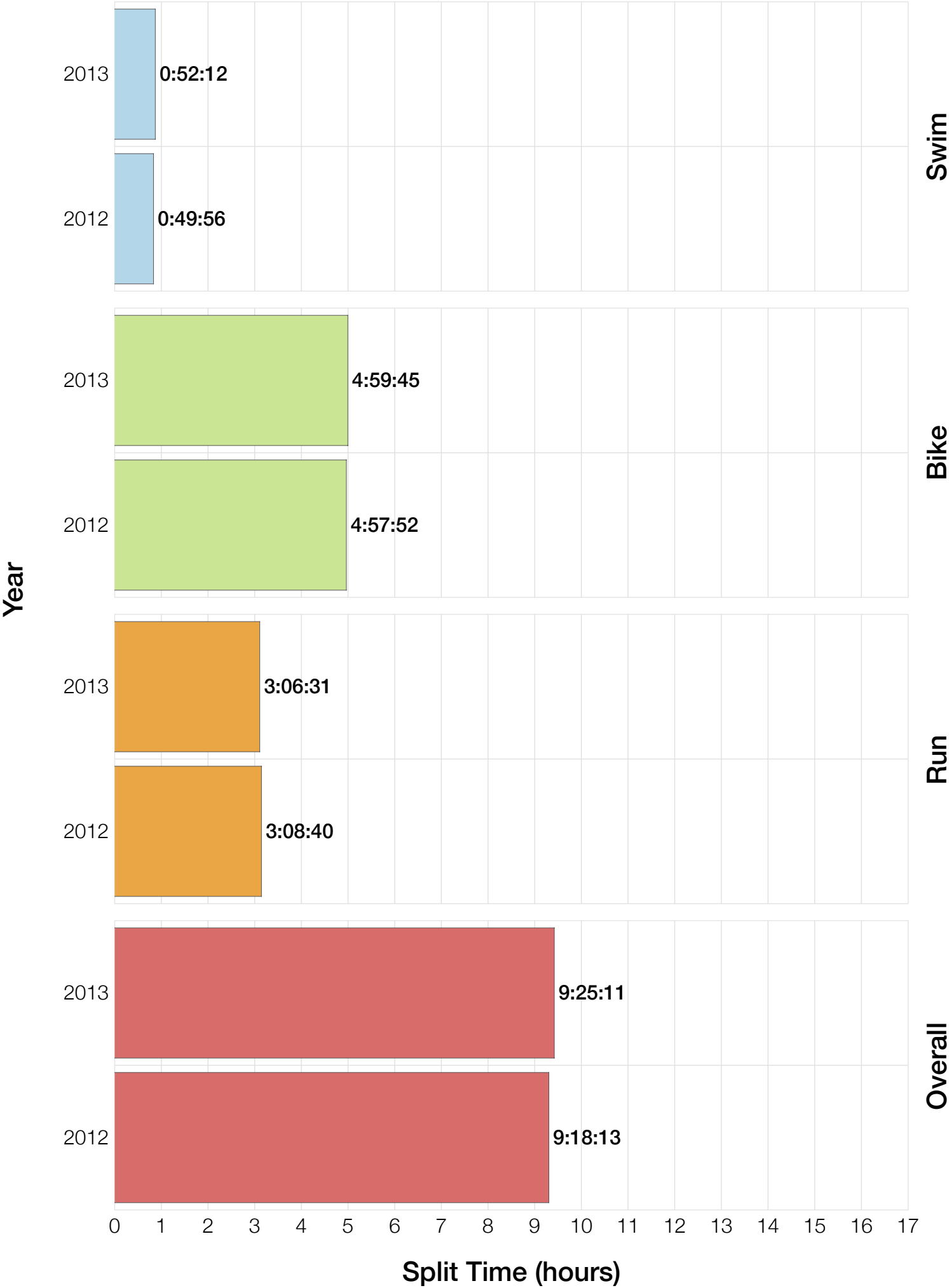
M30-34 Run



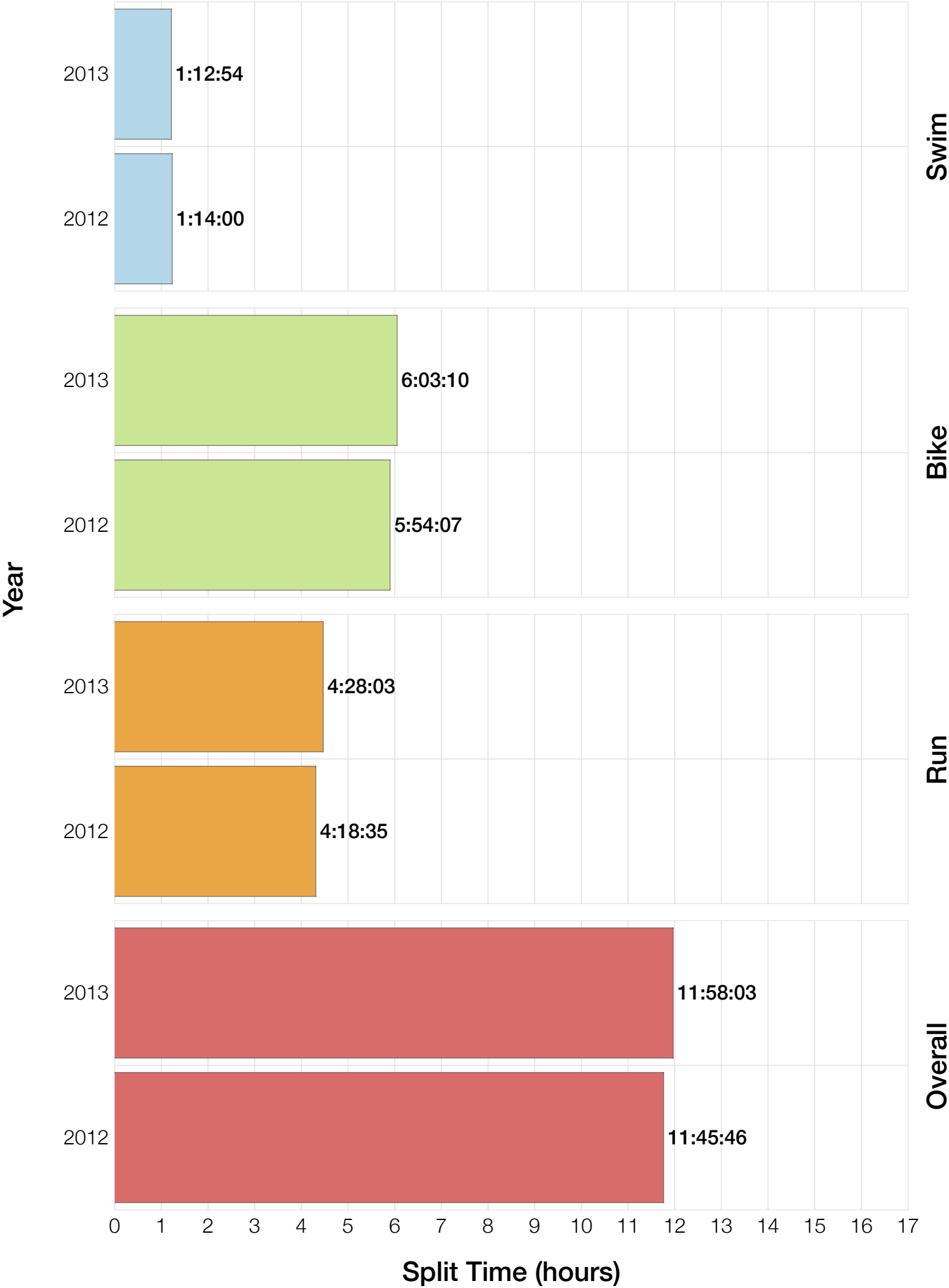
M30-34 Overall



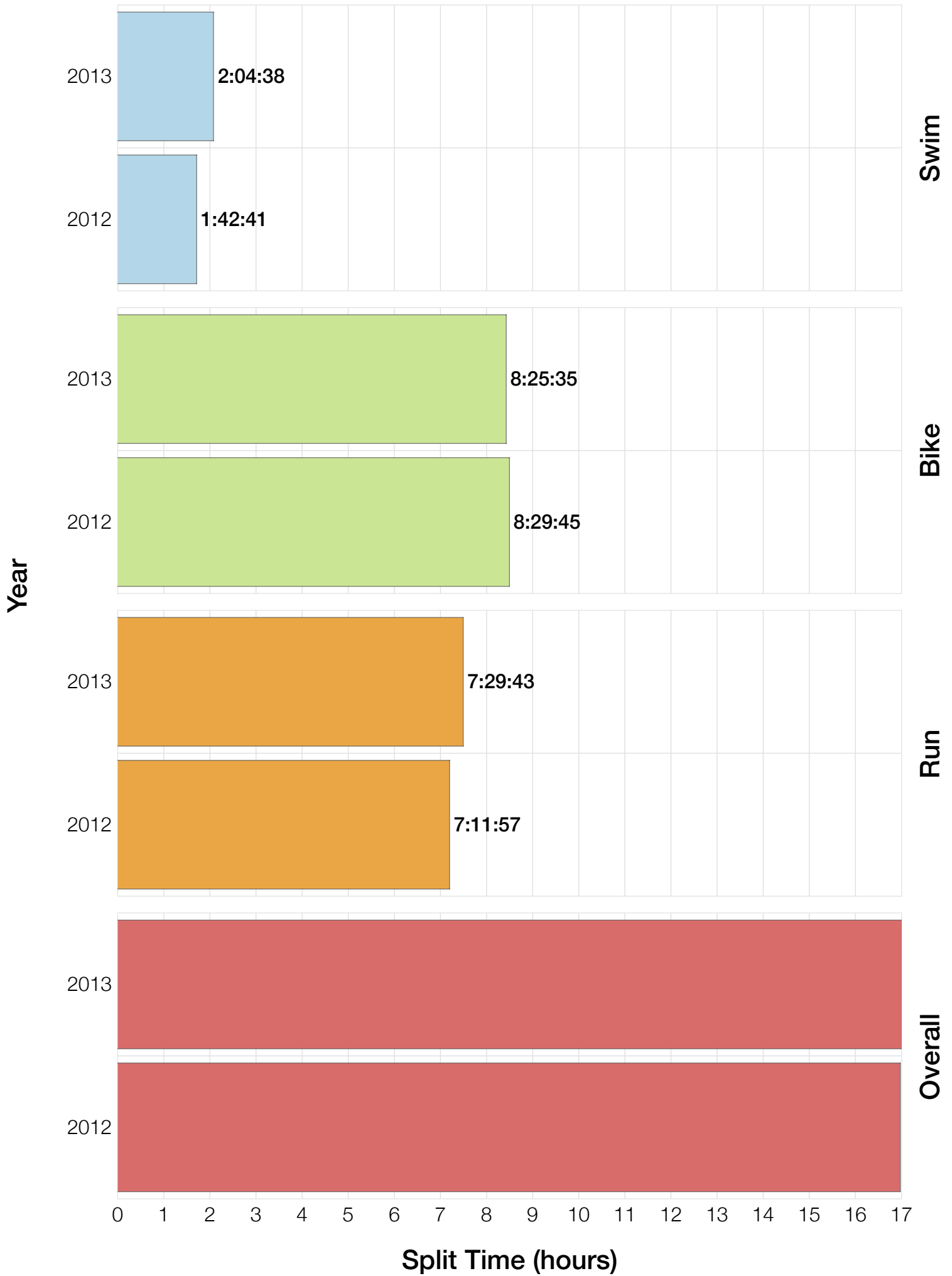
M30-34 Fastest Splits



M30-34 Median Splits

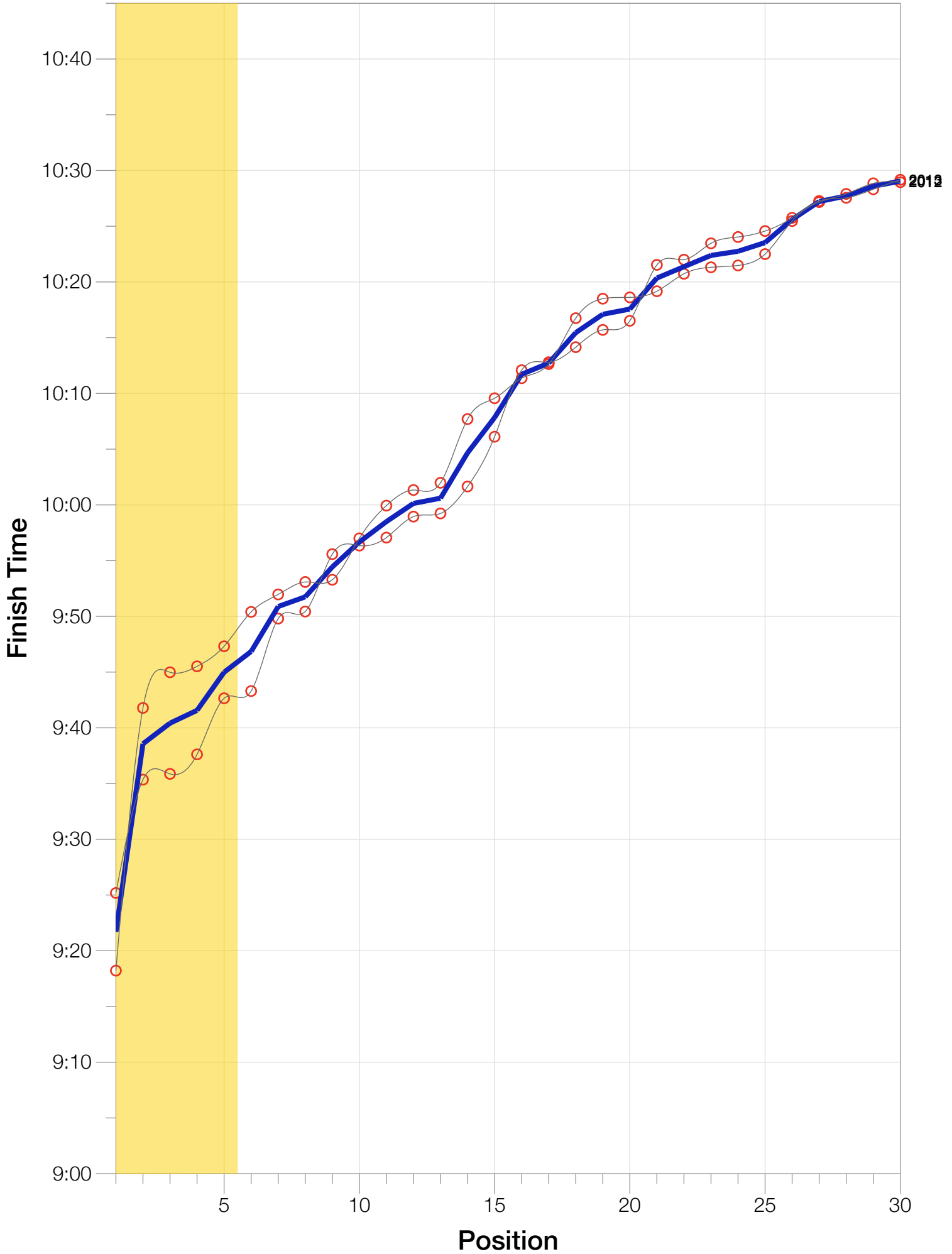


M30-34 Slowest Splits



M30-34 Top 30 Finishing Splits

Estimated Kona Slot Average Finishing Time Finishing Time



M30-34 Top 10 and Kona Times and Splits

Summary Statistics

Position	Swim Time	Bike Time	Run Time	Overall Time
Average Male Winner	0:49:36	4:35:56	3:03:08	8:33:27
Average Female Winner	0:59:38	5:02:24	3:12:11	9:19:21
Average 1st Age Grouper	0:58:06	5:08:46	3:08:46	9:21:42
Average 2nd Age Grouper	1:00:43	5:08:04	3:23:39	9:38:34
Average 3rd Age Grouper	1:04:38	5:07:01	3:21:47	9:40:25
Average 4th Age Grouper	1:07:14	5:10:11	3:16:48	9:41:34
Average 5th Age Grouper	1:07:53	5:06:31	3:23:09	9:44:59
Average 6th Age Grouper	1:10:07	5:12:28	3:16:47	9:46:51
Average 7th Age Grouper	1:02:53	5:21:15	3:20:31	9:50:53
Average 8th Age Grouper	0:59:52	5:18:30	3:27:29	9:51:45
Average 9th Age Grouper	1:05:00	5:16:20	3:26:04	9:54:26
Average 10th Age Grouper	1:04:28	5:19:13	3:26:28	9:56:40
Kona Qualifier Average	1:03:43	5:08:06	3:18:49	9:37:26
Top 10 Age Grouper Average	1:04:05	5:12:50	3:21:08	9:44:47

Mont-Tremblant 2013

Position	Swim Time	Bike Time	Run Time	Overall Time
Male Winner	0:47:50	4:36:36	2:57:08	8:26:06
Female Winner	0:51:43	4:58:18	3:12:47	9:07:56
1st Age Grouper	1:00:50	5:11:41	3:06:31	9:25:11
2nd Age Grouper	1:04:22	4:59:45	3:24:59	9:35:21
3rd Age Grouper	1:04:23	5:09:34	3:15:12	9:35:52
4th Age Grouper	1:01:01	5:18:47	3:11:17	9:37:37
5th Age Grouper	1:10:41	5:08:01	3:16:22	9:42:39
6th Age Grouper	1:06:16	5:06:43	3:24:54	9:43:18
7th Age Grouper	1:02:27	5:25:06	3:15:41	9:49:48
8th Age Grouper	1:02:03	5:08:04	3:34:24	9:50:26
9th Age Grouper	1:01:38	5:13:31	3:32:49	9:55:35
10th Age Grouper	1:03:59	5:30:06	3:15:48	9:56:21
Kona Qualifier Average	1:04:15	5:09:33	3:14:52	9:35:20
Top 10 Age Grouper Average	1:03:46	5:13:07	3:19:47	9:43:12

Mont-Tremblant 2012

Position	Swim Time	Bike Time	Run Time	Overall Time
Male Winner	0:51:22	4:35:17	3:09:09	8:40:48
Female Winner	1:07:33	5:06:31	3:11:35	9:30:46
1st Age Grouper	0:55:22	5:05:52	3:11:01	9:18:13
2nd Age Grouper	0:57:05	5:16:23	3:22:19	9:41:47
3rd Age Grouper	1:04:54	5:04:28	3:28:22	9:44:59
4th Age Grouper	1:13:27	5:01:36	3:22:19	9:45:31
5th Age Grouper	1:05:05	5:05:02	3:29:57	9:47:19
6th Age Grouper	1:13:59	5:18:14	3:08:40	9:50:24
7th Age Grouper	1:03:20	5:17:24	3:25:21	9:51:58
8th Age Grouper	0:57:41	5:28:57	3:20:35	9:53:05
9th Age Grouper	1:08:23	5:19:10	3:19:19	9:53:17
10th Age Grouper	1:04:58	5:08:20	3:37:09	9:57:00
Kona Qualifier Average	1:03:10	5:06:40	3:22:47	9:39:33
Top 10 Age Grouper Average	1:04:25	5:12:32	3:22:30	9:46:21