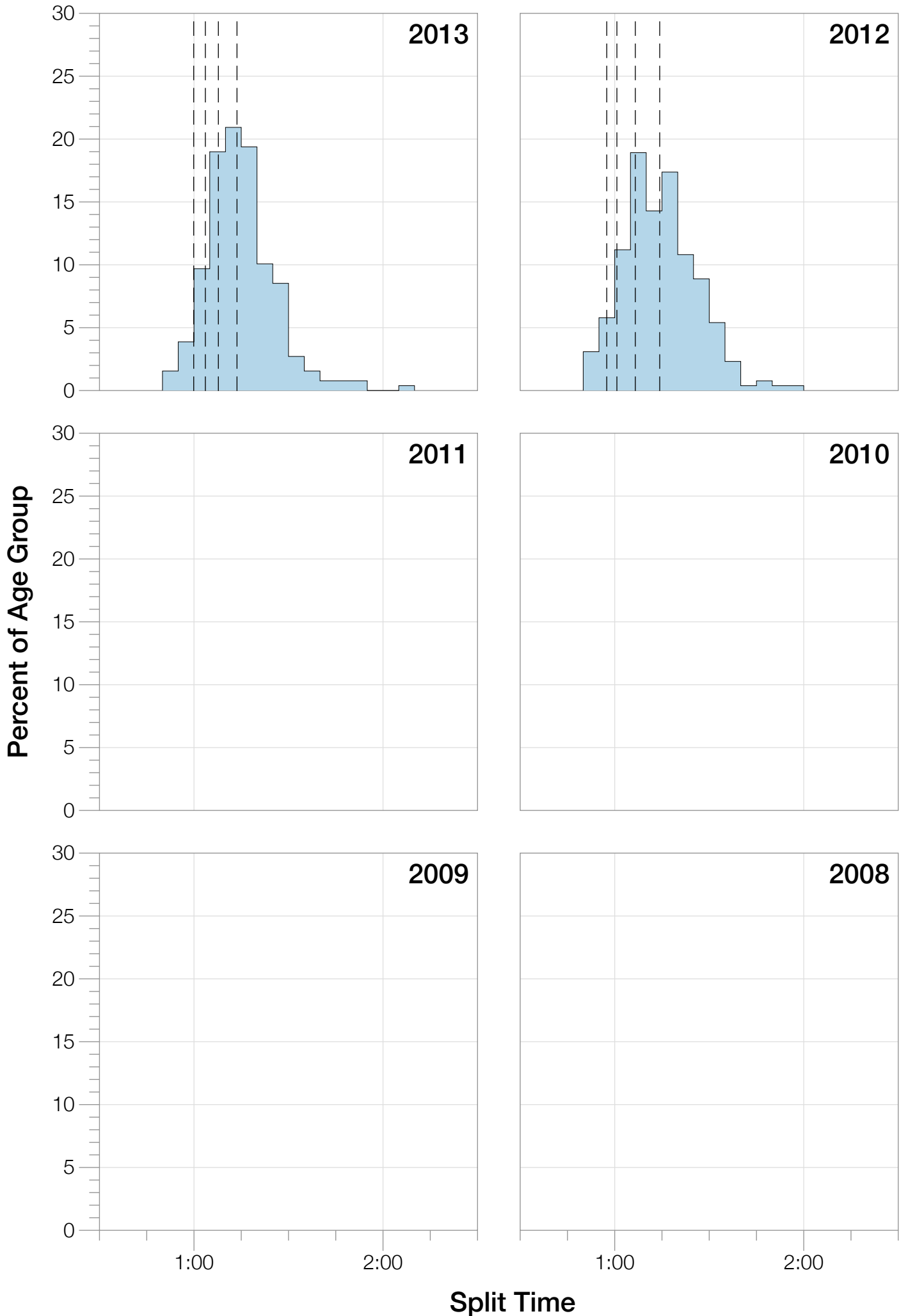


Ironman Mont-Tremblant M35-39 Stats

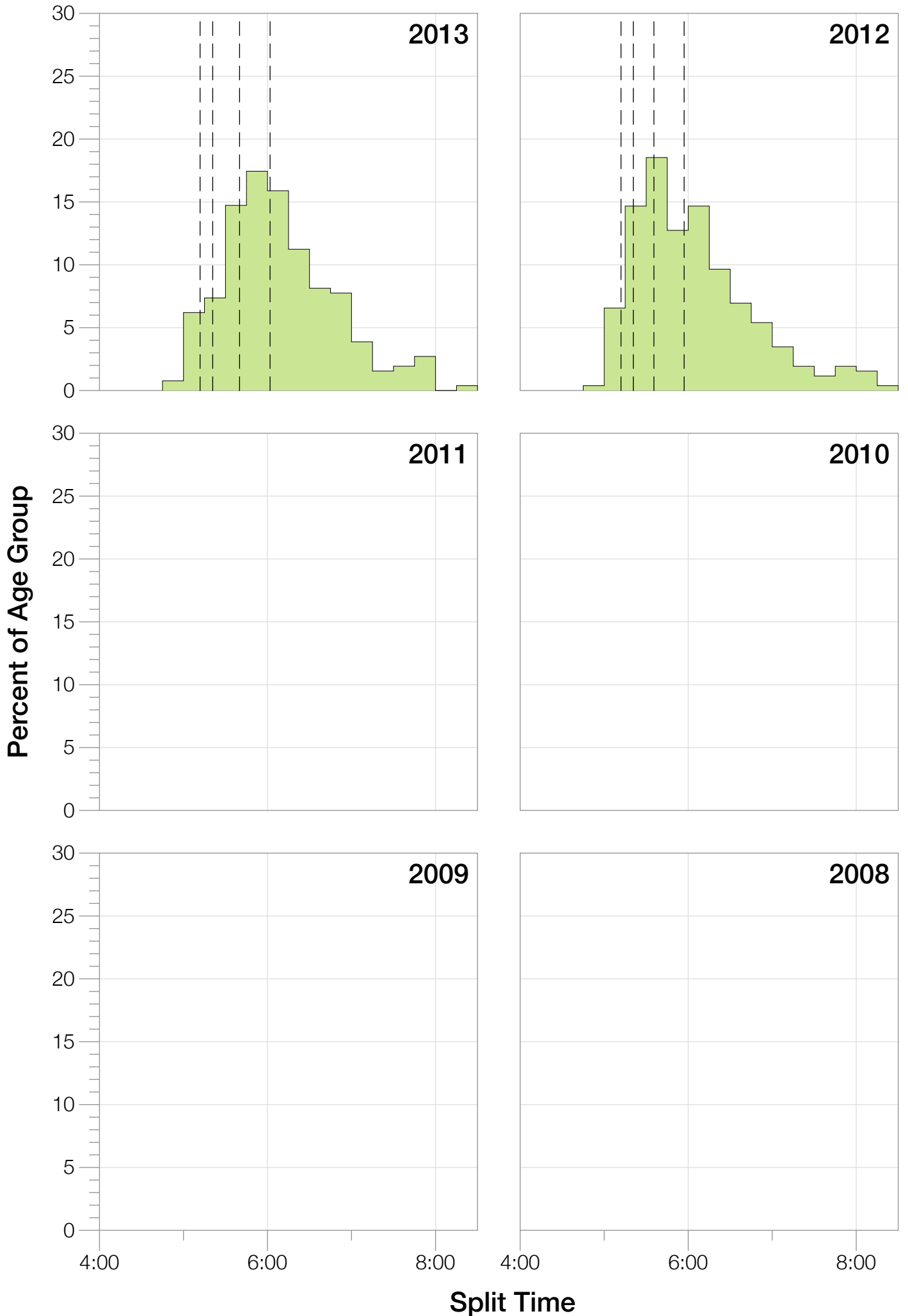
M35-39 Summary Statistics

Year	Finishers	M35-39 Finishers	Male Winner's Time	Female Winner's Time	M35-39 Winner's Time
2012	2099	259	8:40:48	9:30:46	9:16:27
2013	2119	258	8:26:06	9:07:56	9:12:08
Average	2109	259	8:33:27	9:19:21	9:14:17

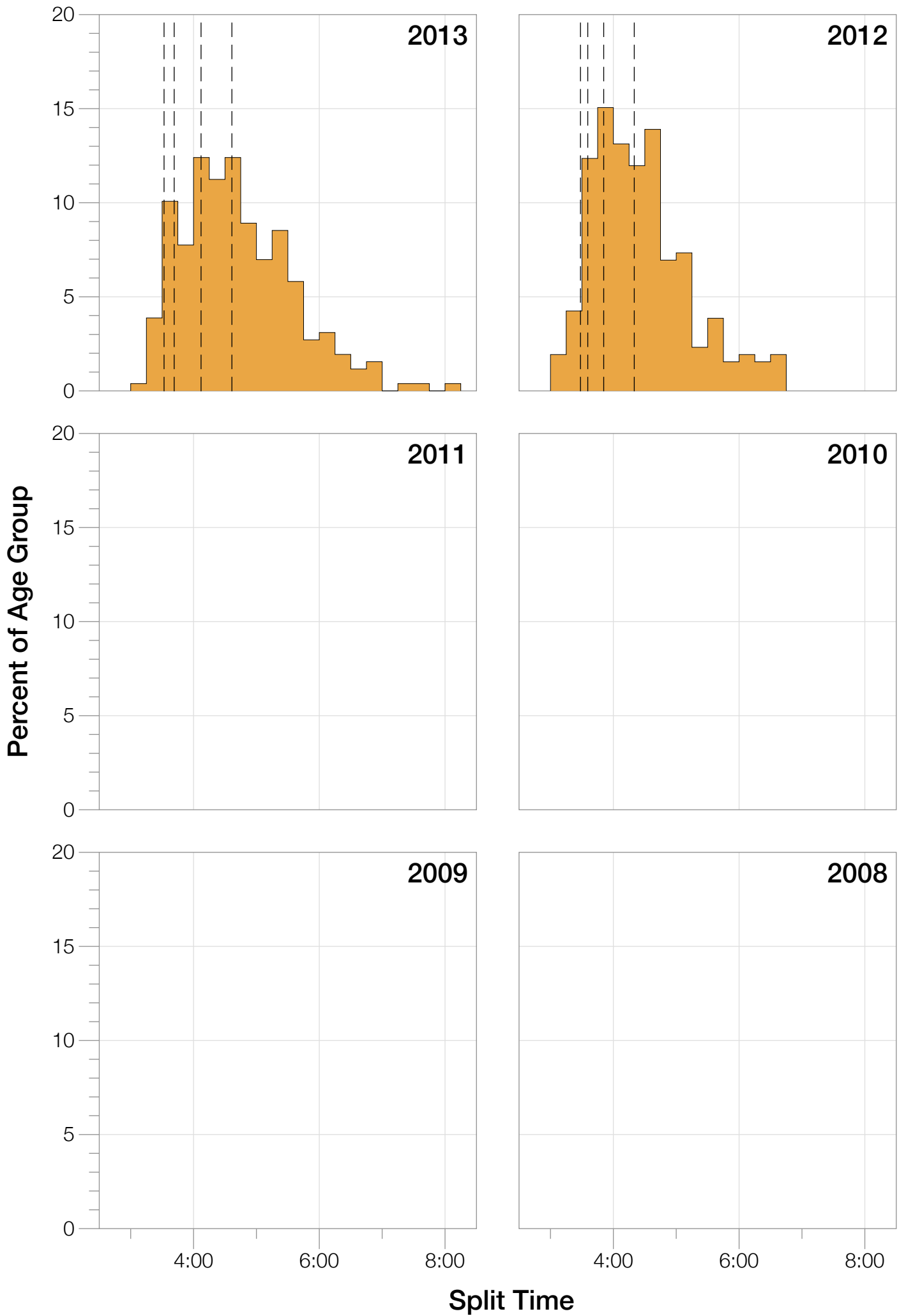
M35-39 Swim



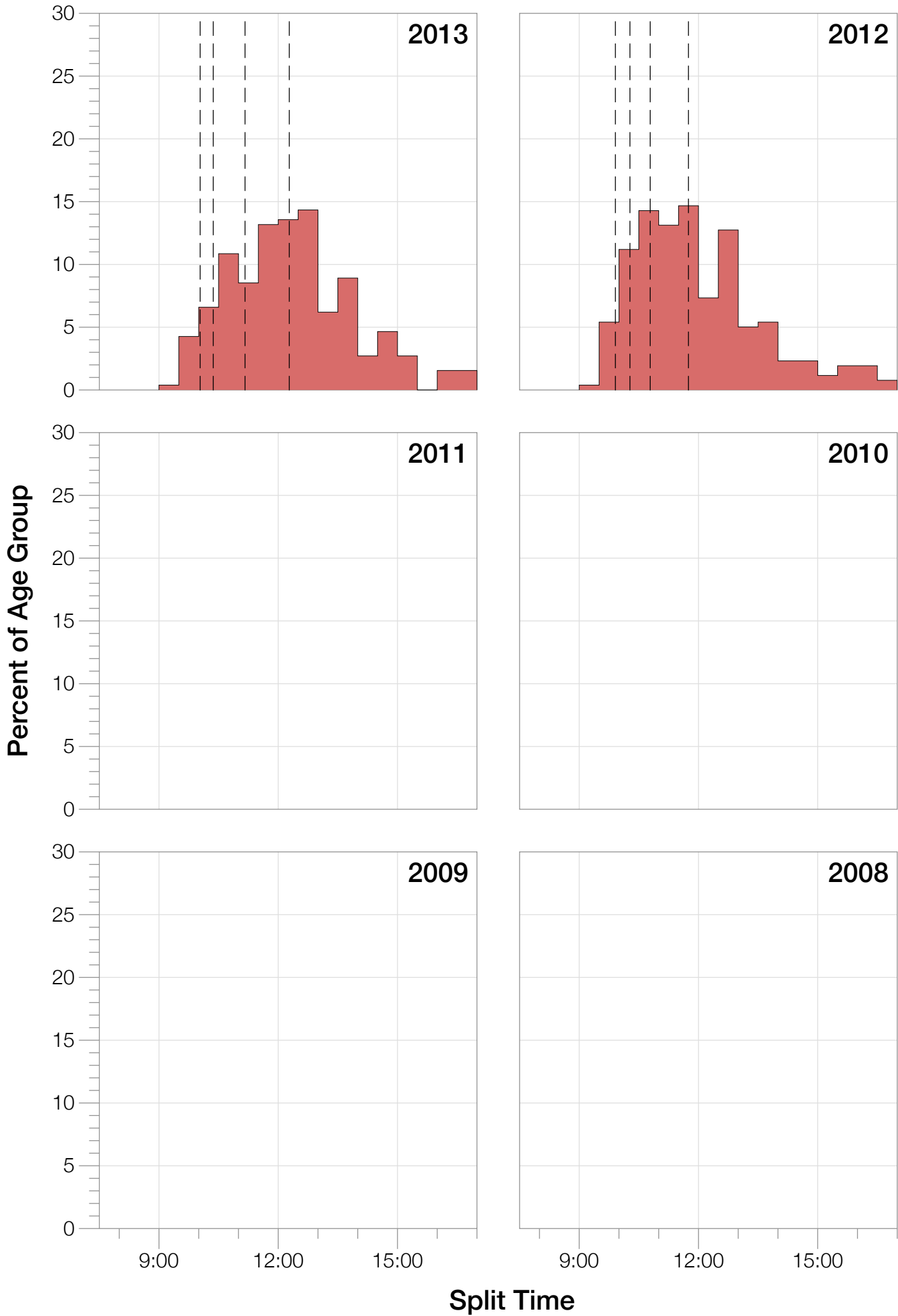
M35-39 Bike



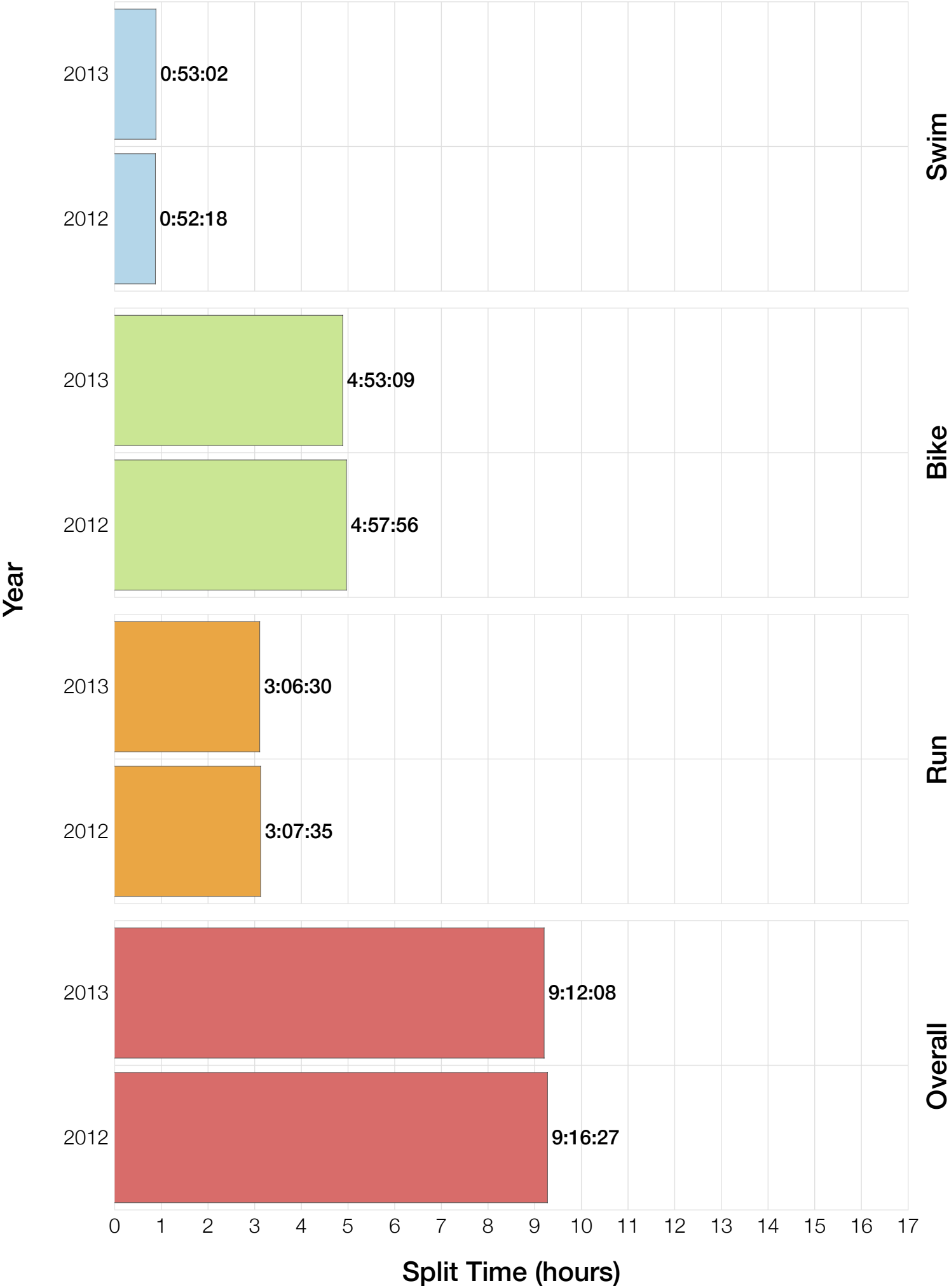
M35-39 Run



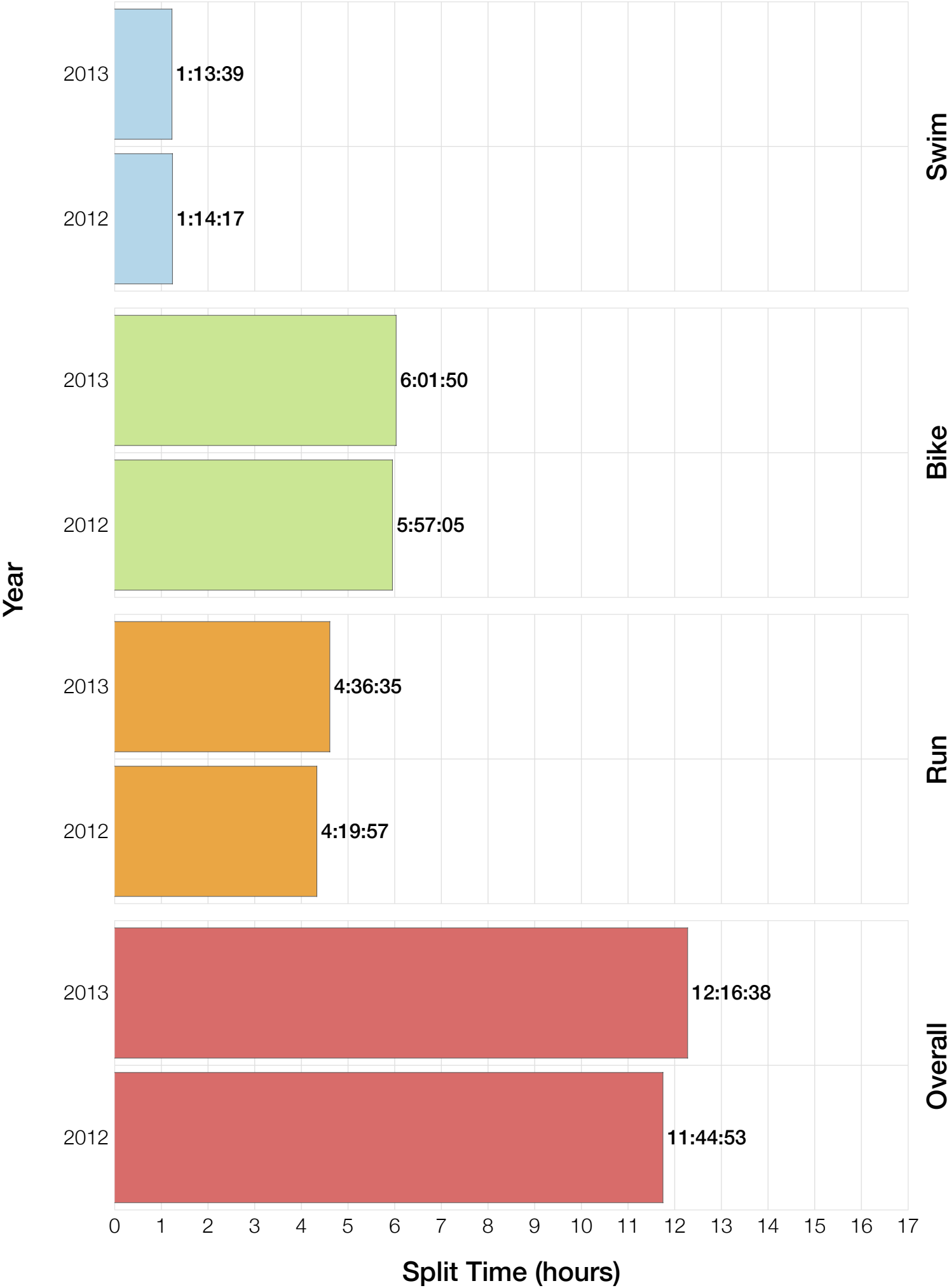
M35-39 Overall



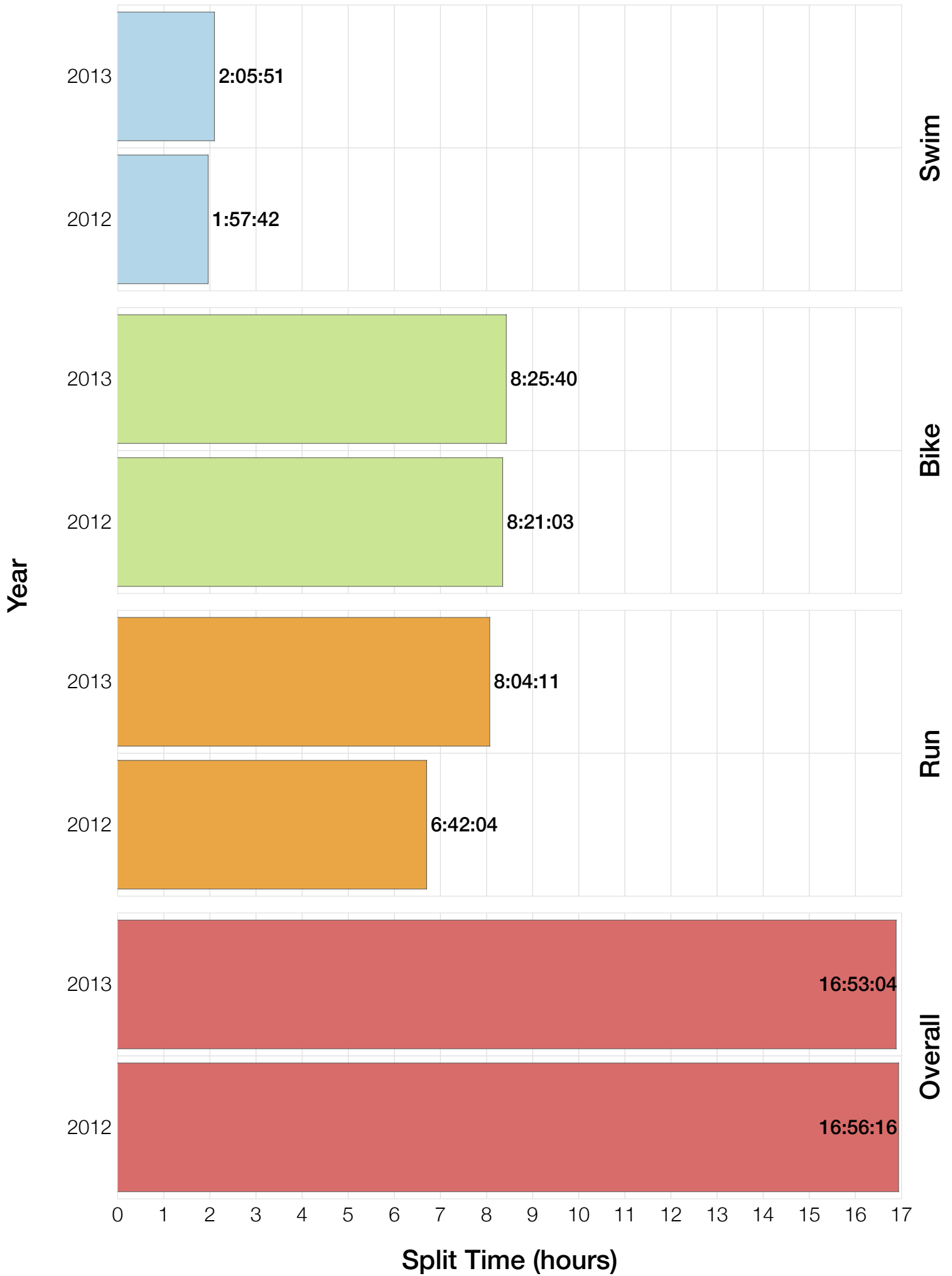
M35-39 Fastest Splits



M35-39 Median Splits

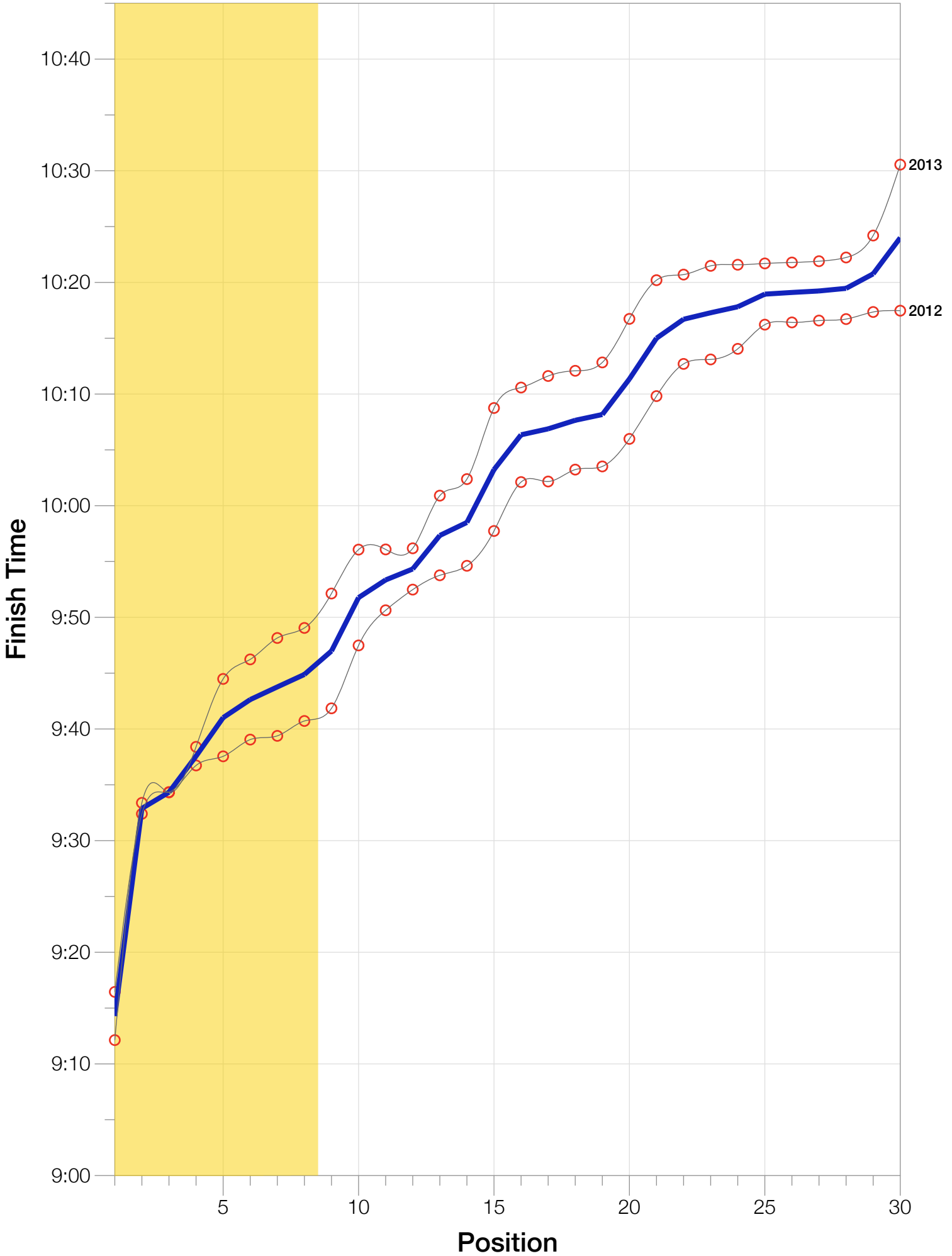


M35-39 Slowest Splits



M35-39 Top 30 Finishing Splits

Estimated Kona Slot Average Finishing Time Finishing Time



M35-39 Top 10 and Kona Times and Splits

Summary Statistics

Position	Swim Time	Bike Time	Run Time	Overall Time
Average Male Winner	0:49:36	4:35:56	3:03:08	8:33:27
Average Female Winner	0:59:38	5:02:24	3:12:11	9:19:21
Average 1st Age Grouper	1:02:16	4:55:32	3:09:18	9:14:17
Average 2nd Age Grouper	1:00:43	5:06:55	3:18:43	9:32:53
Average 3rd Age Grouper	1:05:26	5:02:09	3:20:05	9:34:20
Average 4th Age Grouper	1:04:23	5:08:03	3:18:42	9:37:34
Average 5th Age Grouper	0:56:02	5:05:56	3:31:53	9:41:01
Average 6th Age Grouper	0:56:53	5:13:06	3:25:59	9:42:38
Average 7th Age Grouper	0:56:34	5:06:37	3:33:30	9:43:46
Average 8th Age Grouper	1:08:10	5:07:48	3:21:46	9:44:53
Average 9th Age Grouper	0:57:23	5:10:48	3:32:03	9:46:59
Average 10th Age Grouper	1:01:12	5:25:58	3:16:47	9:51:46
Kona Qualifier Average	1:01:18	5:05:46	3:22:29	9:36:25
Top 10 Age Grouper Average	1:00:54	5:08:17	3:22:52	9:39:00

Mont-Tremblant 2013

Position	Swim Time	Bike Time	Run Time	Overall Time
Male Winner	0:47:50	4:36:36	2:57:08	8:26:06
Female Winner	0:51:43	4:58:18	3:12:47	9:07:56
1st Age Grouper	1:05:26	4:53:09	3:06:30	9:12:08
2nd Age Grouper	1:05:55	5:04:30	3:16:41	9:33:23
3rd Age Grouper	1:06:40	4:57:42	3:23:05	9:34:19
4th Age Grouper	1:06:42	5:06:23	3:19:05	9:38:24
5th Age Grouper	0:59:46	5:11:31	3:26:49	9:44:29
6th Age Grouper	0:53:35	5:04:36	3:41:56	9:46:14
7th Age Grouper	0:53:38	5:11:39	3:35:51	9:48:09
8th Age Grouper	1:01:04	5:10:27	3:31:17	9:49:03
9th Age Grouper	1:00:05	5:12:03	3:33:46	9:52:08
10th Age Grouper	1:08:32	5:12:39	3:25:59	9:56:04
Kona Qualifier Average	1:01:35	5:04:59	3:25:09	9:38:16
Top 10 Age Grouper Average	1:02:08	5:06:27	3:26:05	9:41:26

Mont-Tremblant 2012

Position	Swim Time	Bike Time	Run Time	Overall Time
Male Winner	0:51:22	4:35:17	3:09:09	8:40:48
Female Winner	1:07:33	5:06:31	3:11:35	9:30:46
1st Age Grouper	0:59:07	4:57:56	3:12:06	9:16:27
2nd Age Grouper	0:55:32	5:09:21	3:20:45	9:32:24
3rd Age Grouper	1:04:13	5:06:36	3:17:06	9:34:21
4th Age Grouper	1:02:04	5:09:44	3:18:20	9:36:44
5th Age Grouper	0:52:19	5:00:22	3:36:58	9:37:33
6th Age Grouper	1:00:11	5:21:37	3:10:03	9:39:03
7th Age Grouper	0:59:30	5:01:36	3:31:09	9:39:23
8th Age Grouper	1:15:17	5:05:09	3:12:16	9:40:43
9th Age Grouper	0:54:42	5:09:33	3:30:21	9:41:51
10th Age Grouper	0:53:53	5:39:18	3:07:35	9:47:29
Kona Qualifier Average	1:01:01	5:06:32	3:19:50	9:34:34
Top 10 Age Grouper Average	0:59:40	5:10:07	3:19:39	9:36:35