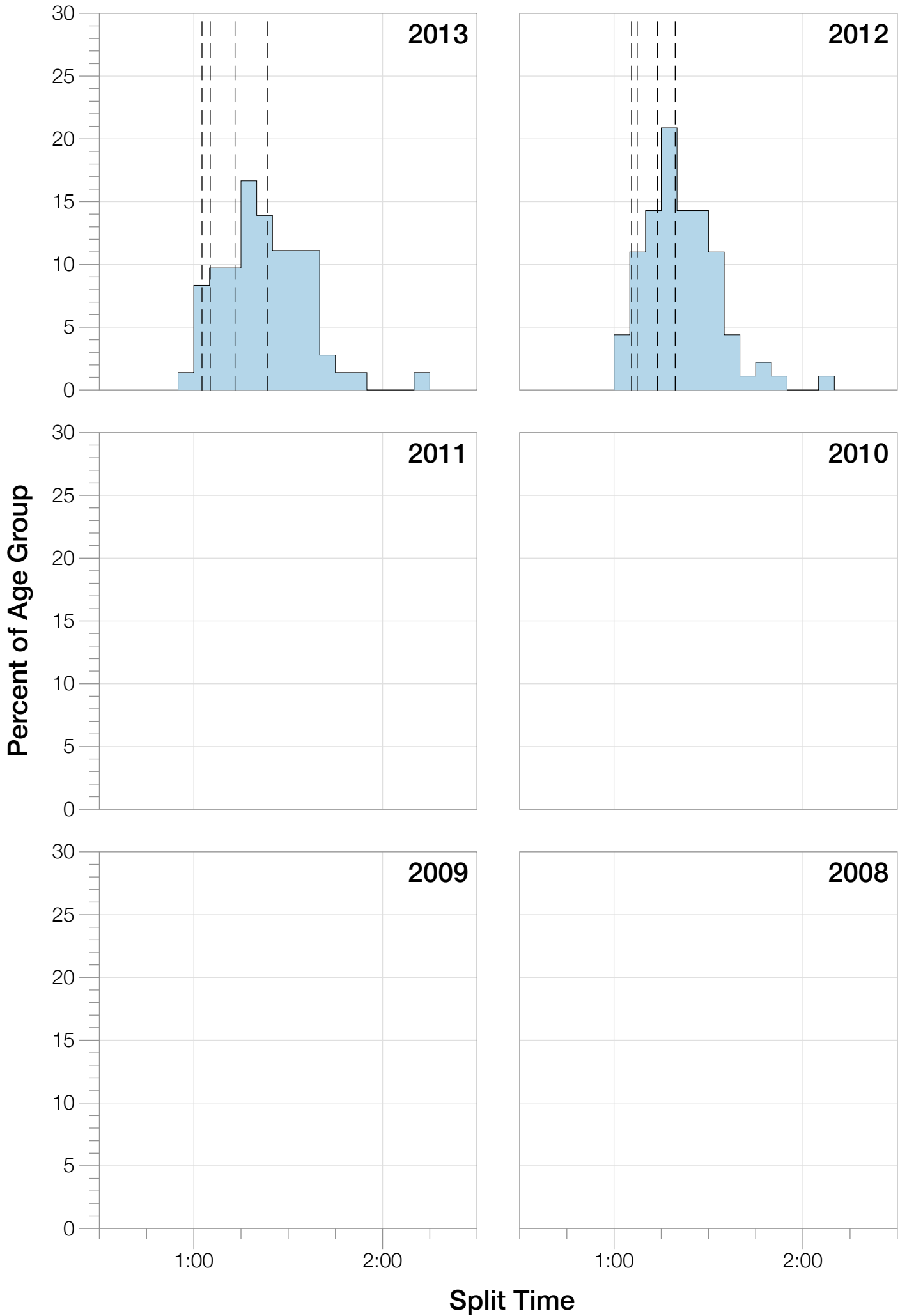


Ironman Mont-Tremblant M55-59 Stats

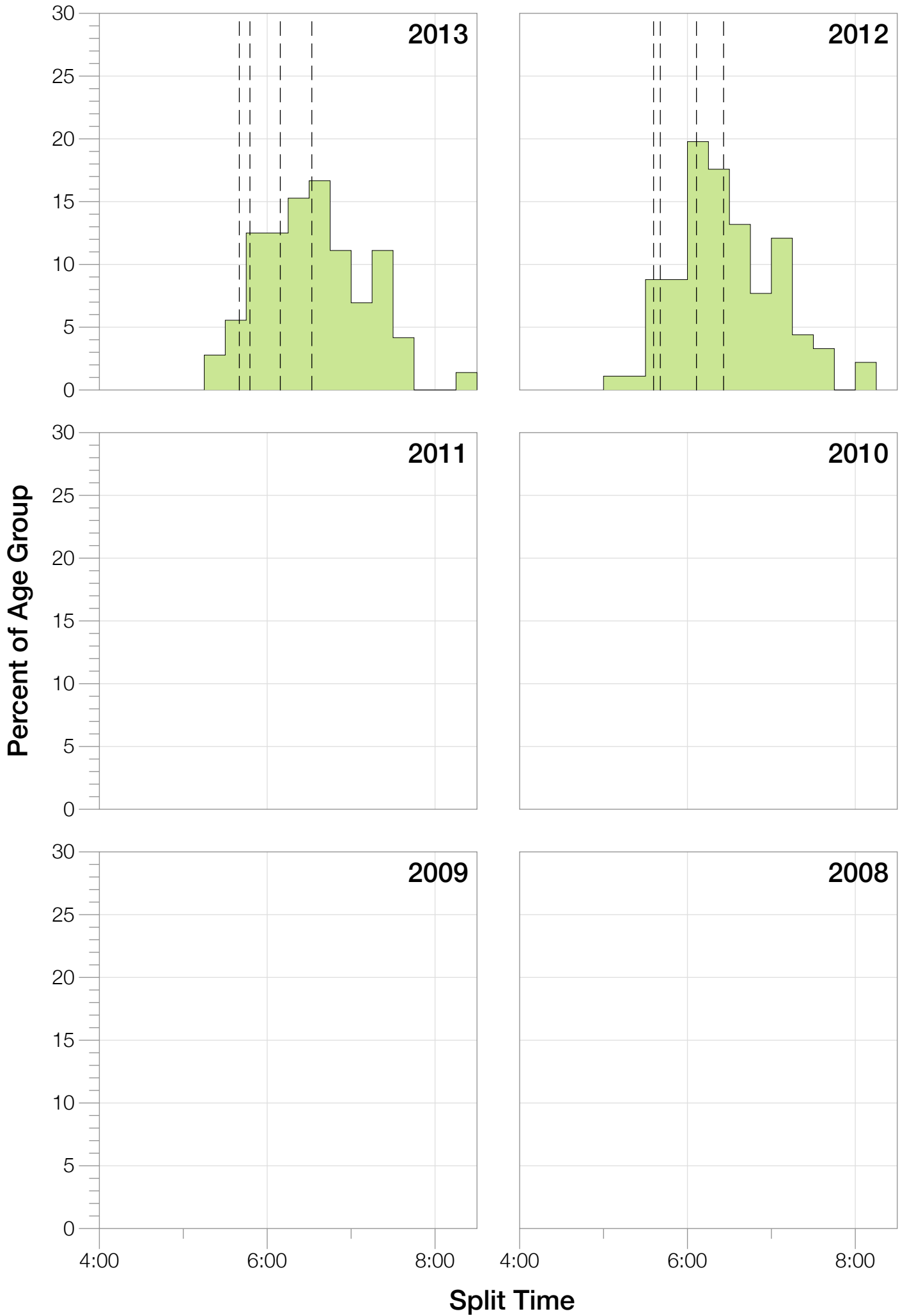
M55-59 Summary Statistics

Year	Finishers	M55-59 Finishers	Male Winner's Time	Female Winner's Time	M55-59 Winner's Time
2012	2099	91	8:40:48	9:30:46	10:20:38
2013	2119	72	8:26:06	9:07:56	10:30:25
Average	2109	82	8:33:27	9:19:21	10:25:31

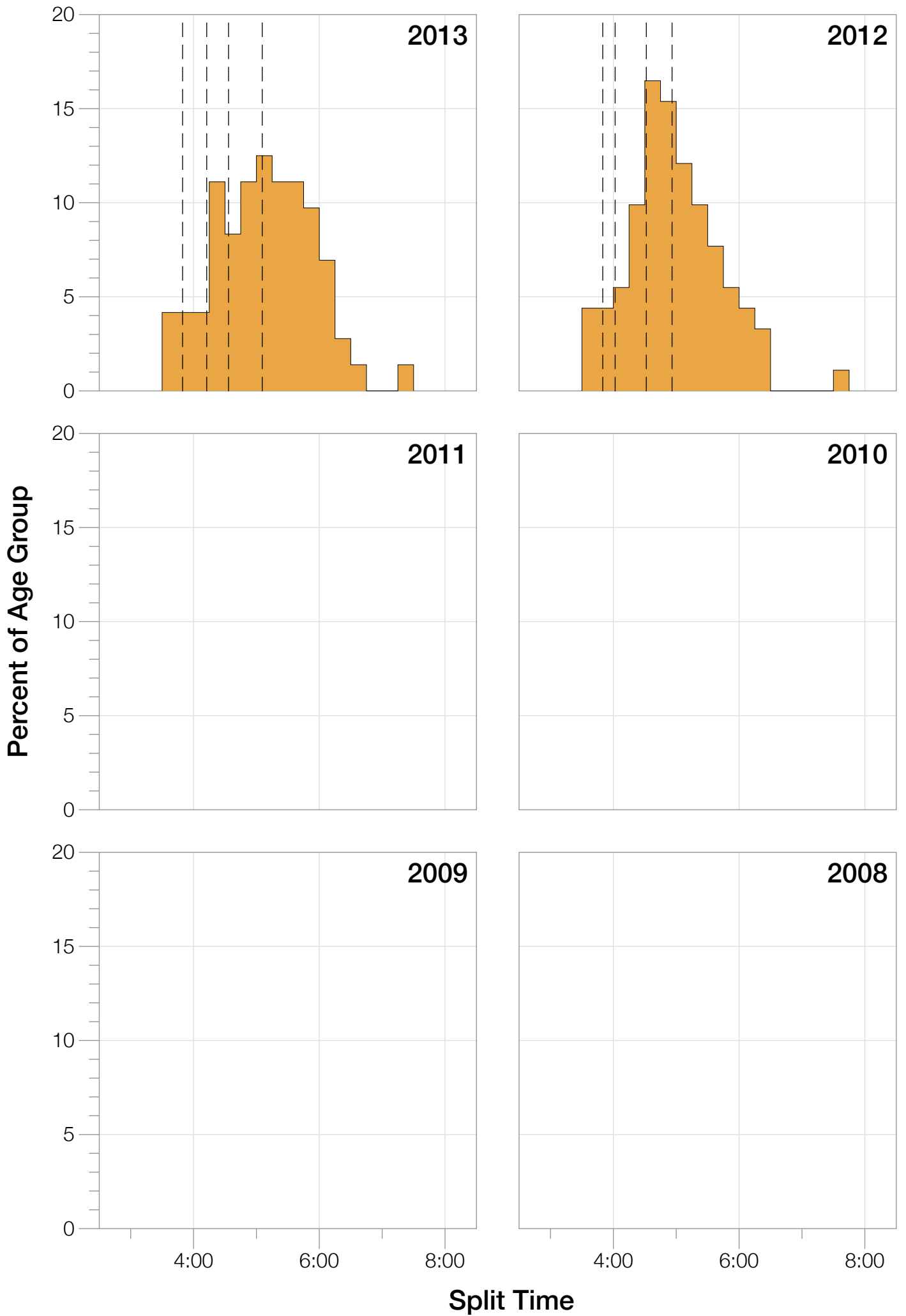
M55-59 Swim



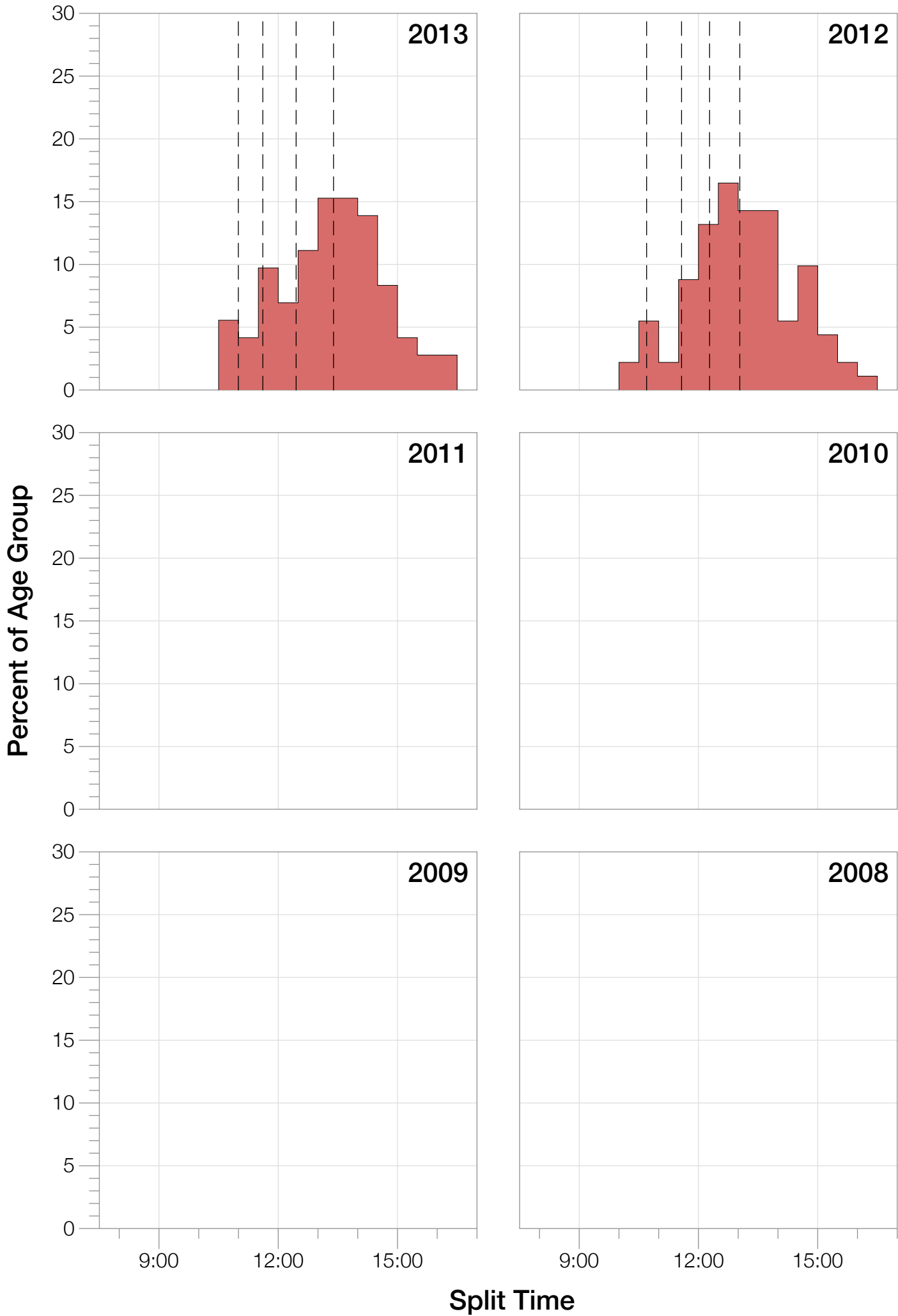
M55-59 Bike



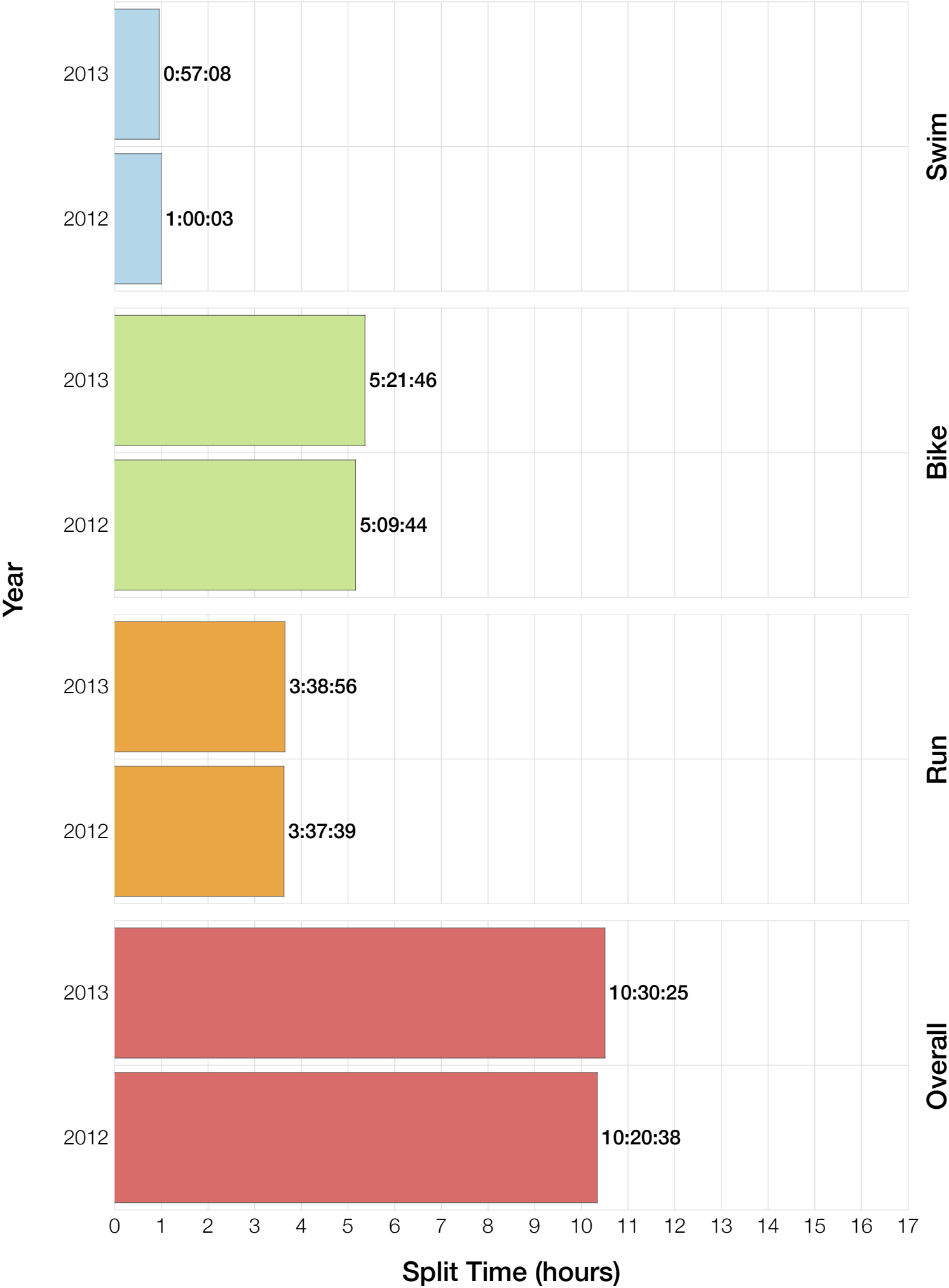
M55-59 Run



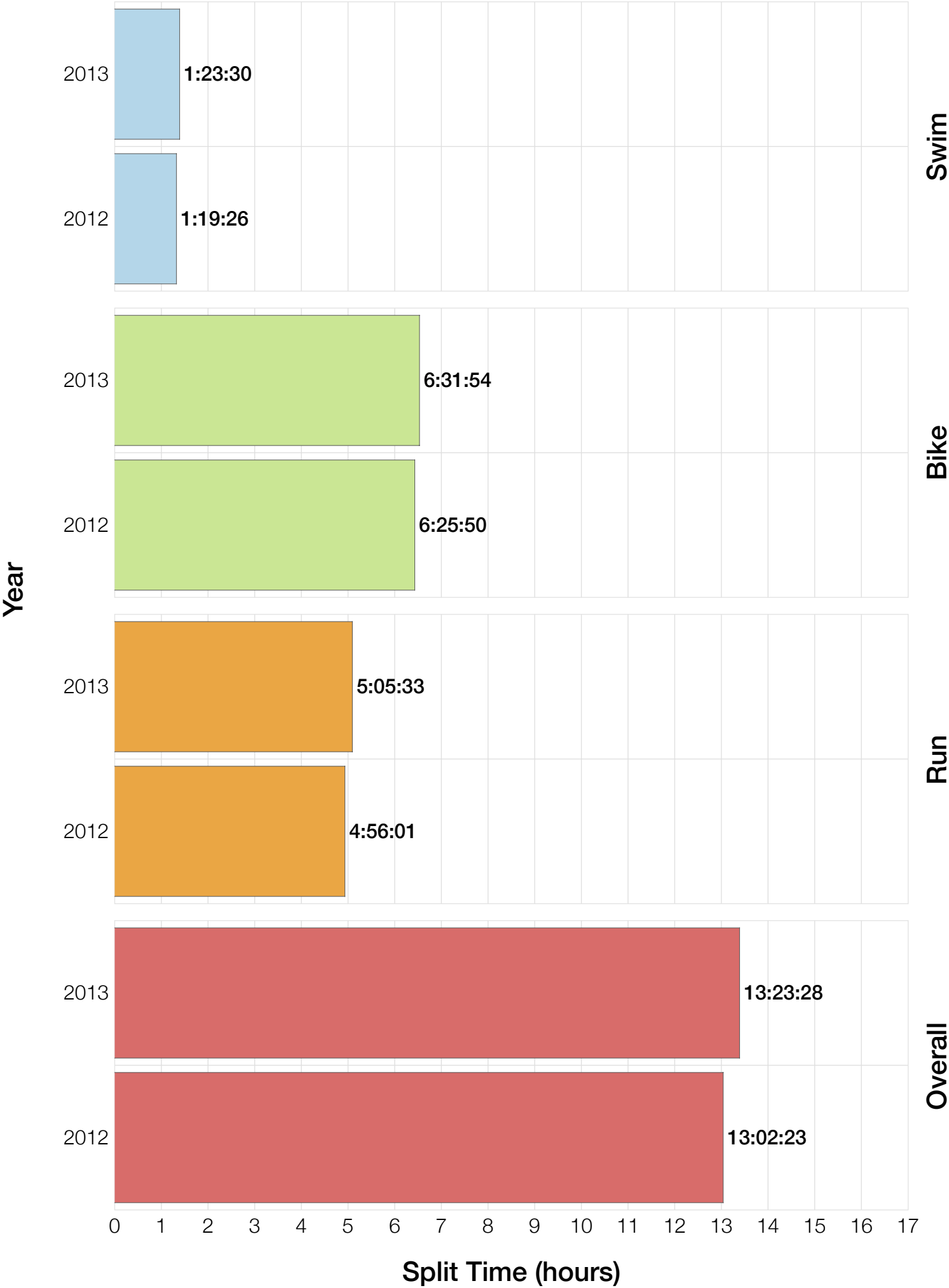
M55-59 Overall



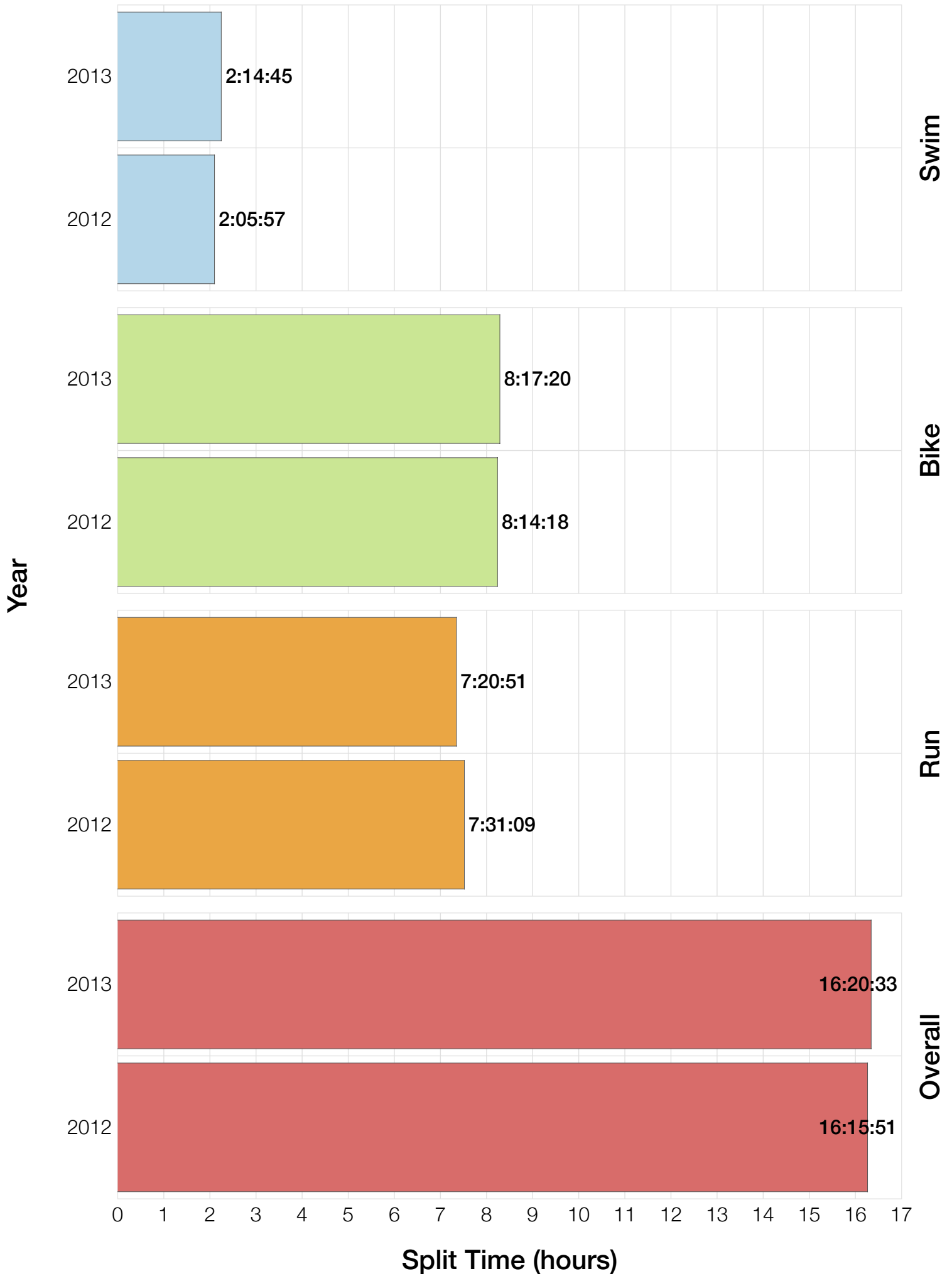
M55-59 Fastest Splits



M55-59 Median Splits

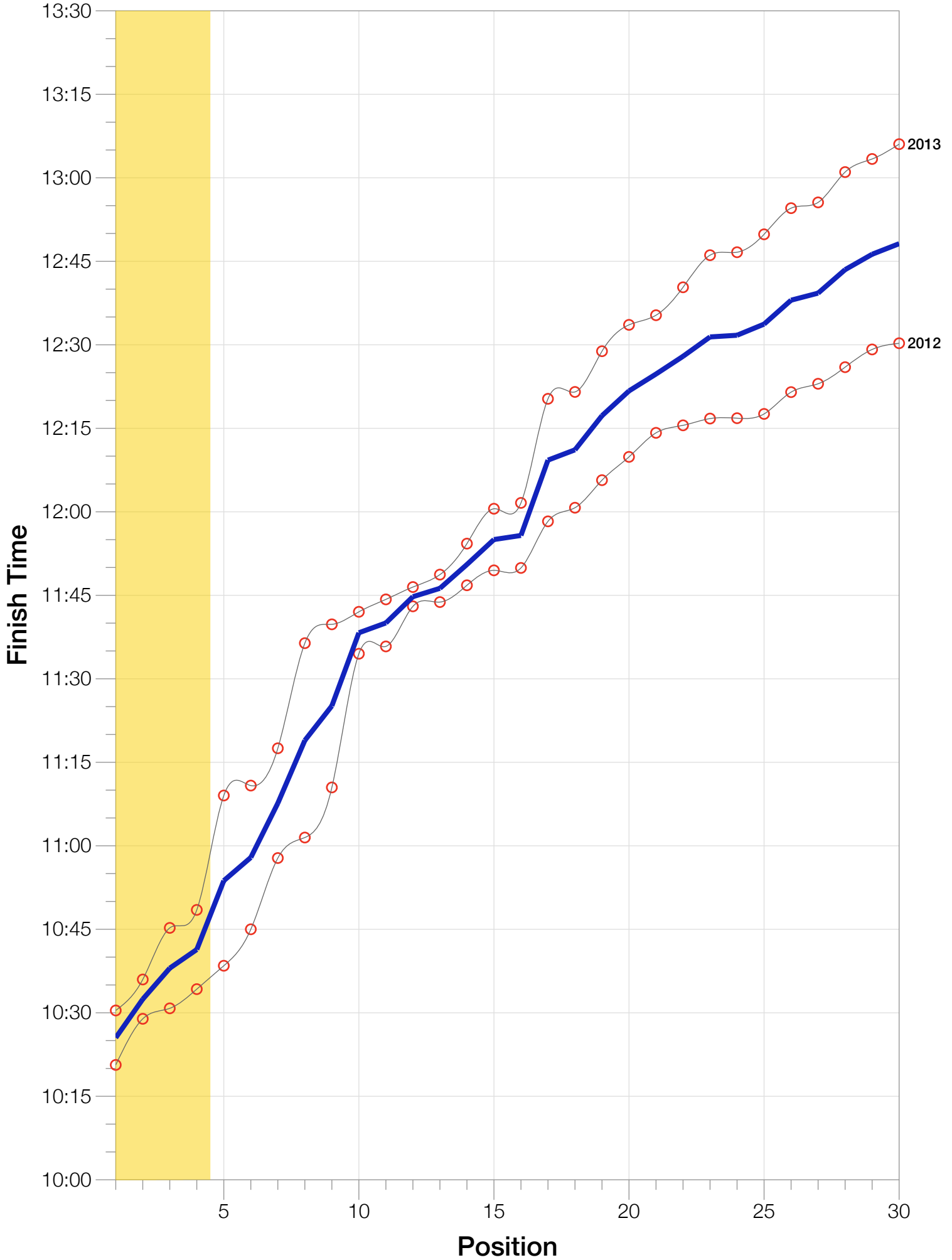


M55-59 Slowest Splits



M55-59 Top 30 Finishing Splits

Estimated Kona Slot Average Finishing Time Finishing Time



M55-59 Top 10 and Kona Times and Splits

Summary Statistics

Position	Swim Time	Bike Time	Run Time	Overall Time
Average Male Winner	0:49:36	4:35:56	3:03:08	8:33:27
Average Female Winner	0:59:38	5:02:24	3:12:11	9:19:21
Average 1st Age Grouper	1:11:23	5:15:45	3:50:05	10:25:31
Average 2nd Age Grouper	1:03:45	5:38:04	3:42:42	10:32:27
Average 3rd Age Grouper	1:05:04	5:40:41	3:40:41	10:38:01
Average 4th Age Grouper	1:06:44	5:44:47	3:41:08	10:41:22
Average 5th Age Grouper	1:12:07	5:35:02	3:56:05	10:53:44
Average 6th Age Grouper	1:02:40	5:48:38	3:58:05	10:57:54
Average 7th Age Grouper	1:10:53	5:53:59	3:52:00	11:07:39
Average 8th Age Grouper	1:12:22	5:41:33	4:10:36	11:18:56
Average 9th Age Grouper	1:11:28	5:50:12	4:10:54	11:25:08
Average 10th Age Grouper	1:19:30	5:41:53	4:27:31	11:38:16
Kona Qualifier Average	1:06:44	5:34:49	3:43:39	10:34:20
Top 10 Age Grouper Average	1:09:35	5:41:03	3:56:58	10:57:54

Mont-Tremblant 2013

Position	Swim Time	Bike Time	Run Time	Overall Time
Male Winner	0:47:50	4:36:36	2:57:08	8:26:06
Female Winner	0:51:43	4:58:18	3:12:47	9:07:56
1st Age Grouper	1:14:31	5:21:46	3:44:10	10:30:25
2nd Age Grouper	0:57:08	5:42:21	3:47:45	10:35:59
3rd Age Grouper	1:08:30	5:41:03	3:41:29	10:45:15
4th Age Grouper	1:04:27	5:55:08	3:38:56	10:48:29
5th Age Grouper	1:13:26	5:38:53	4:05:27	11:09:02
6th Age Grouper	1:02:10	5:47:28	4:12:50	11:10:49
7th Age Grouper	1:05:10	6:10:50	3:50:58	11:17:31
8th Age Grouper	1:12:10	5:45:38	4:20:51	11:36:24
9th Age Grouper	1:08:30	5:59:48	4:19:20	11:39:47
10th Age Grouper	1:27:49	5:30:53	4:33:27	11:42:02
Kona Qualifier Average	1:06:09	5:40:04	3:43:05	10:40:02
Top 10 Age Grouper Average	1:09:23	5:45:22	4:01:31	11:07:34

Mont-Tremblant 2012

Position	Swim Time	Bike Time	Run Time	Overall Time
Male Winner	0:51:22	4:35:17	3:09:09	8:40:48
Female Winner	1:07:33	5:06:31	3:11:35	9:30:46
1st Age Grouper	1:08:15	5:09:44	3:56:00	10:20:38
2nd Age Grouper	1:10:22	5:33:47	3:37:39	10:28:55
3rd Age Grouper	1:01:39	5:40:19	3:39:53	10:30:48
4th Age Grouper	1:09:01	5:34:27	3:43:21	10:34:15
5th Age Grouper	1:10:49	5:31:11	3:46:44	10:38:27
6th Age Grouper	1:03:11	5:49:48	3:43:20	10:45:00
7th Age Grouper	1:16:36	5:37:08	3:53:02	10:57:48
8th Age Grouper	1:12:35	5:37:28	4:00:22	11:01:29
9th Age Grouper	1:14:27	5:40:36	4:02:29	11:10:29
10th Age Grouper	1:11:12	5:52:53	4:21:35	11:34:30
Kona Qualifier Average	1:07:19	5:29:34	3:44:13	10:28:39
Top 10 Age Grouper Average	1:09:48	5:36:44	3:52:26	10:48:13