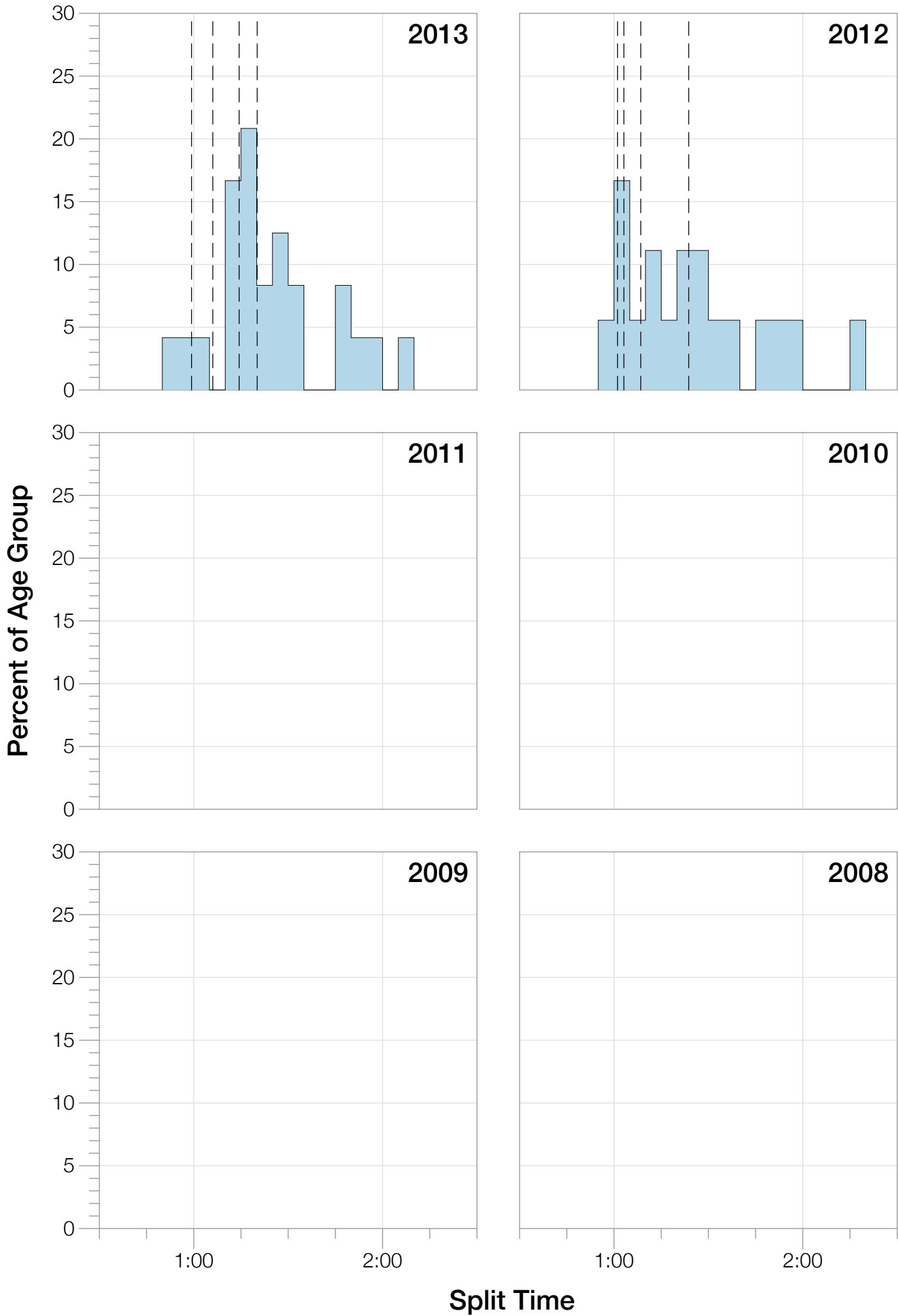


# Ironman Sweden F25-29 Stats

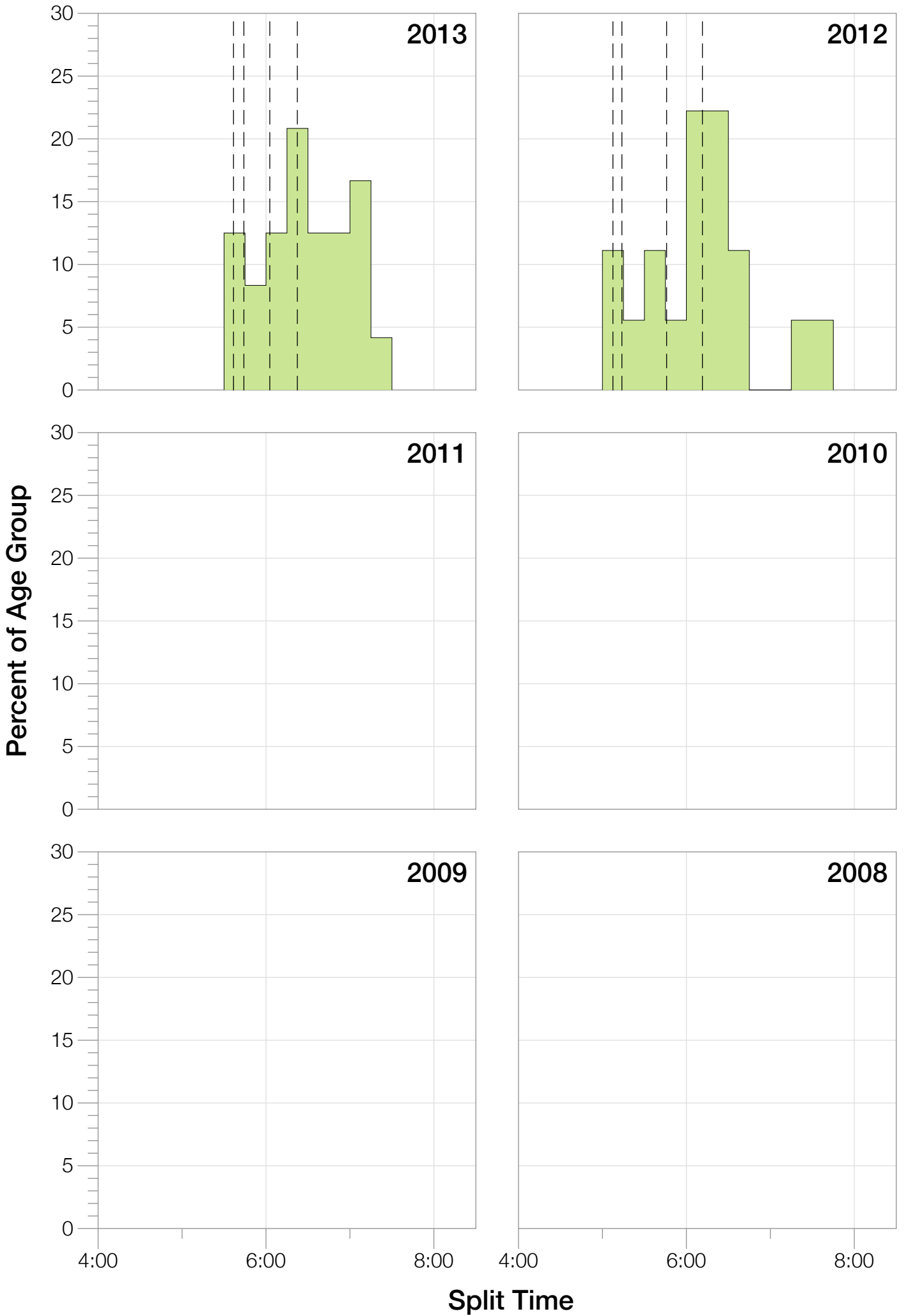
## F25-29 Summary Statistics

<b>Year</b>	<b>Finishers</b>	<b>F25-29 Finishers</b>	<b>Male Winner's Time</b>	<b>Female Winner's Time</b>	<b>F25-29 Winner's Time</b>
2012	1348	18	8:04:01	9:13:27	9:51:50
2013	1605	24	8:19:30	8:54:01	10:44:44
<b>Average</b>	<b>1477</b>	<b>21</b>	<b>8:11:45</b>	<b>9:03:44</b>	<b>10:18:17</b>

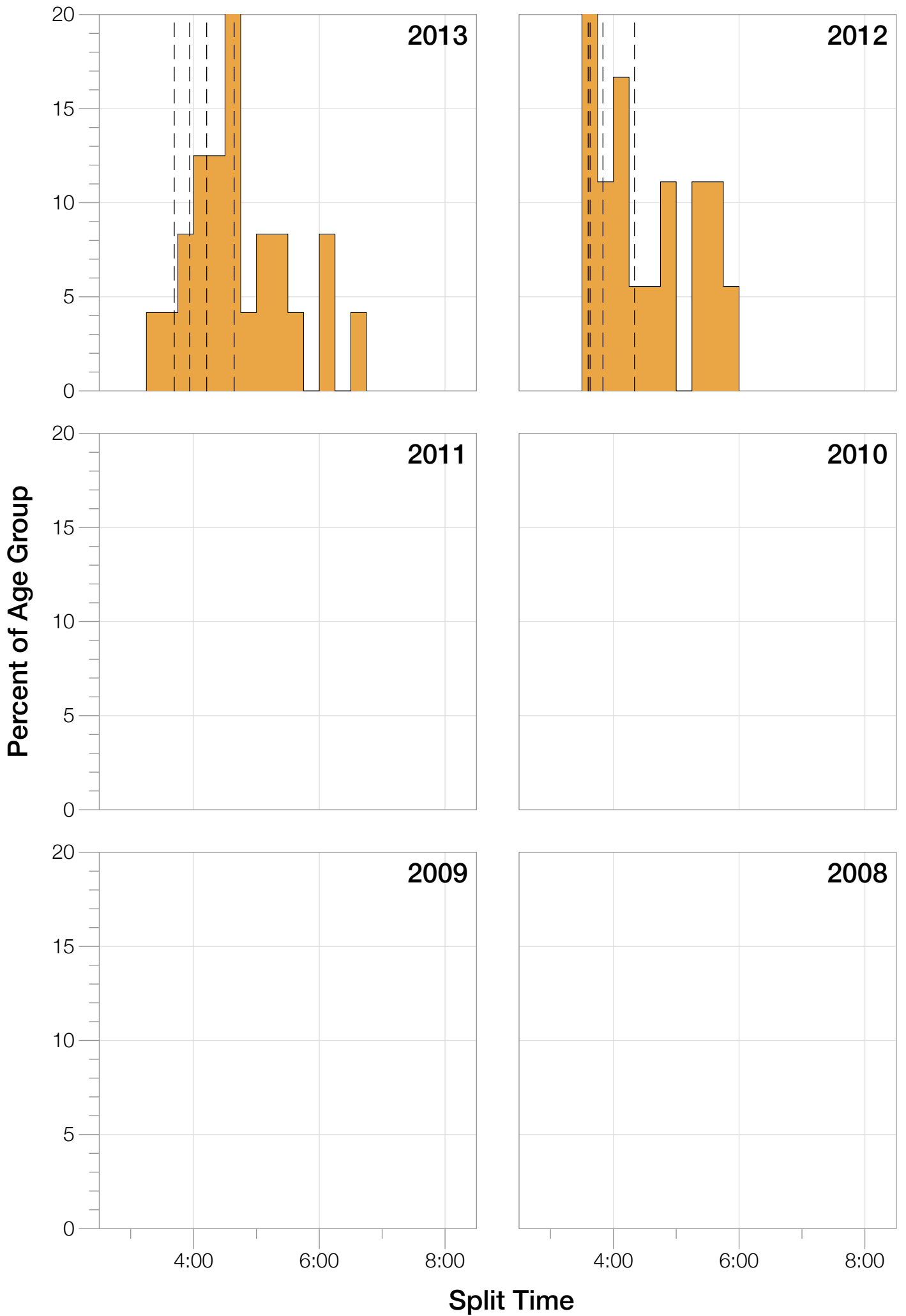
# F25-29 Swim



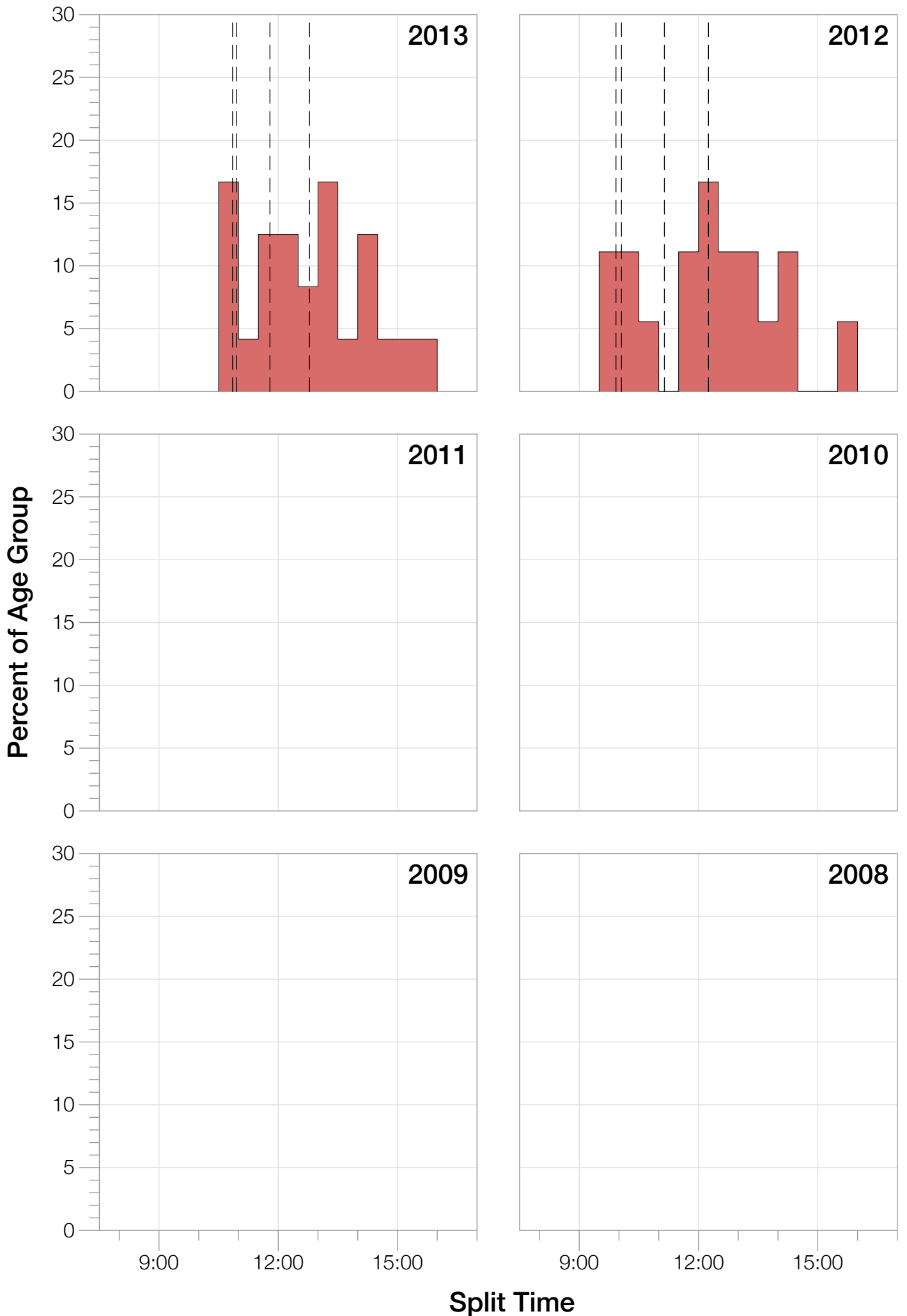
# F25-29 Bike



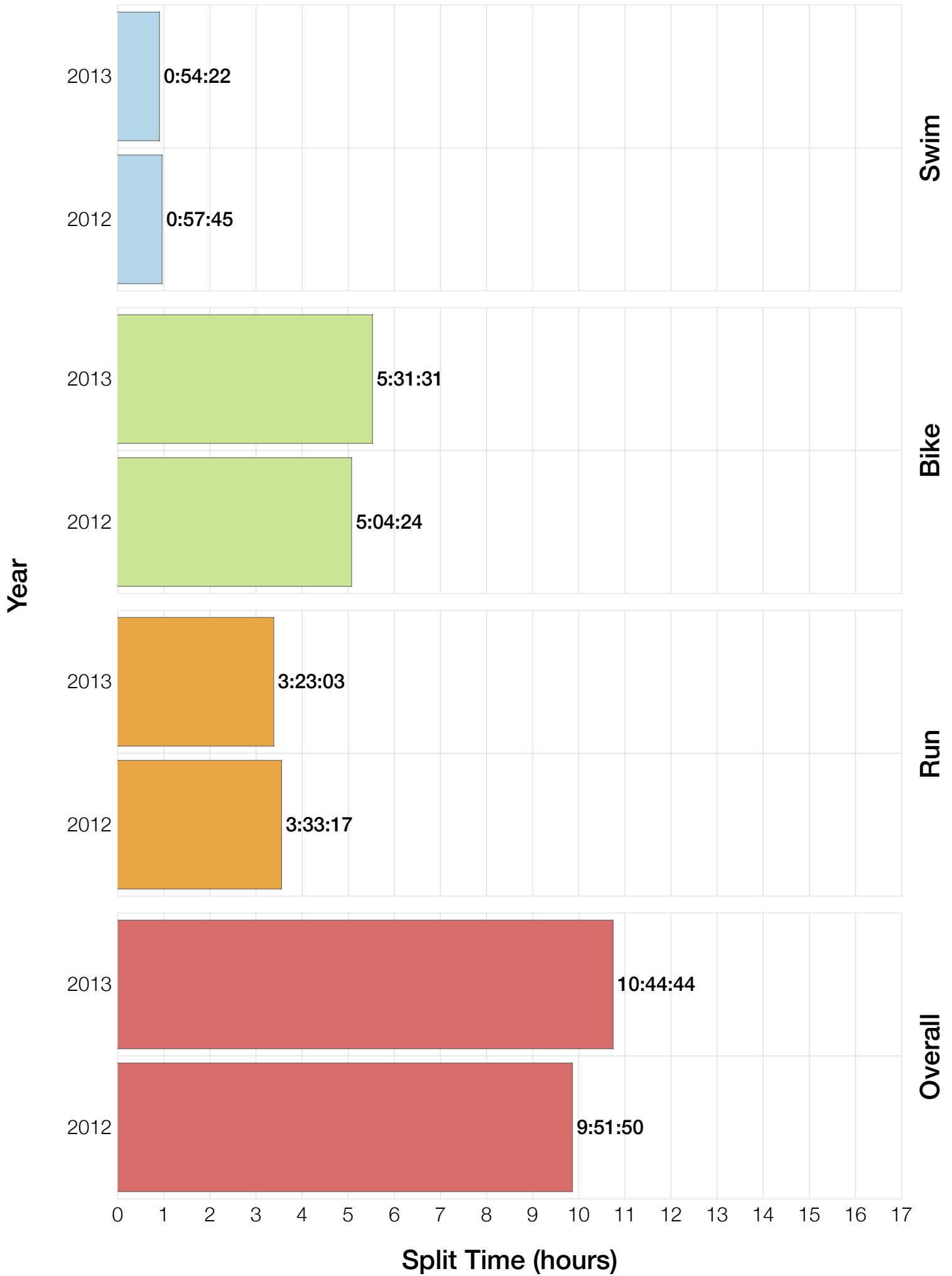
# F25-29 Run



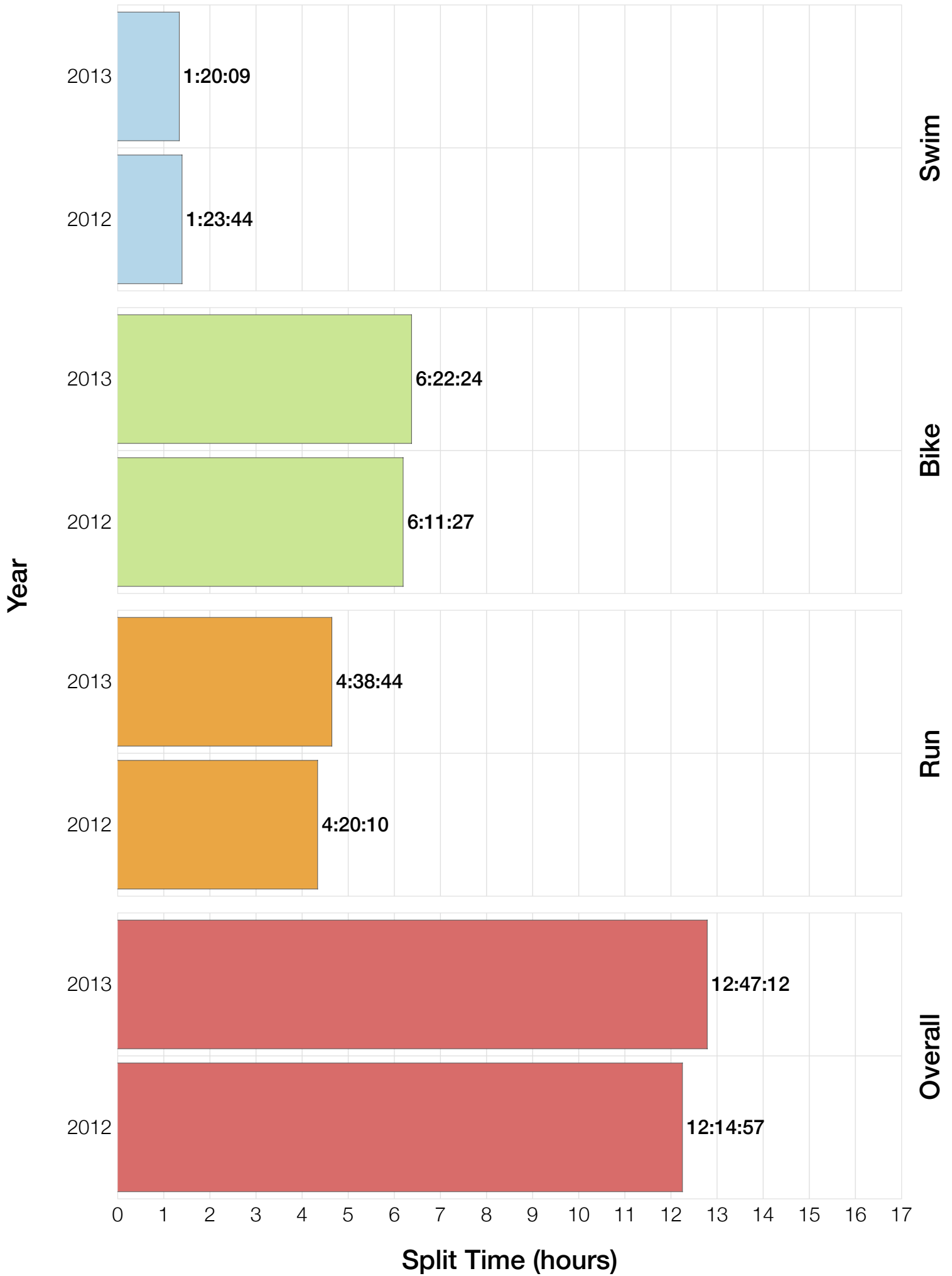
# F25-29 Overall



# F25-29 Fastest Splits

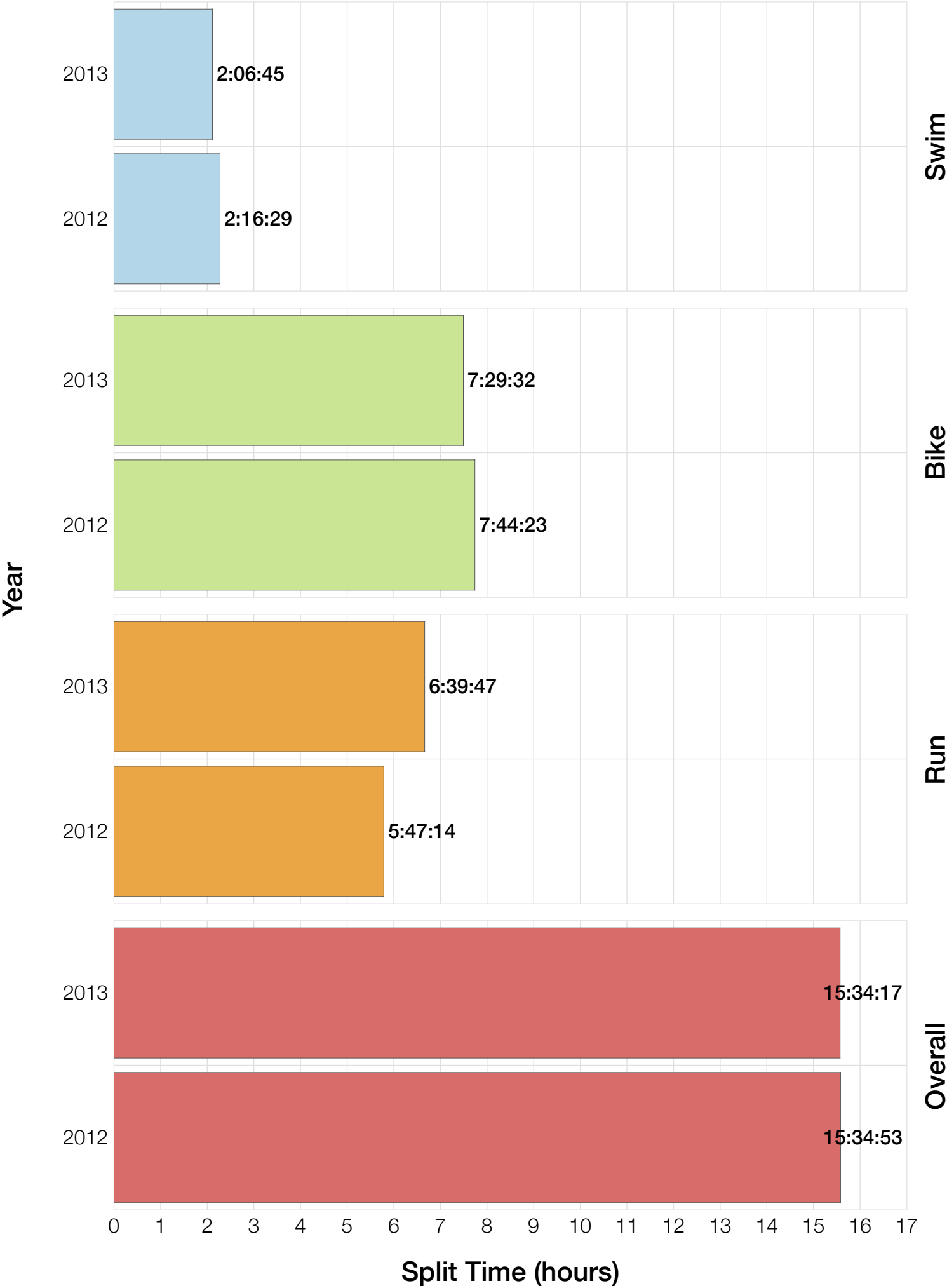


# F25-29 Median Splits



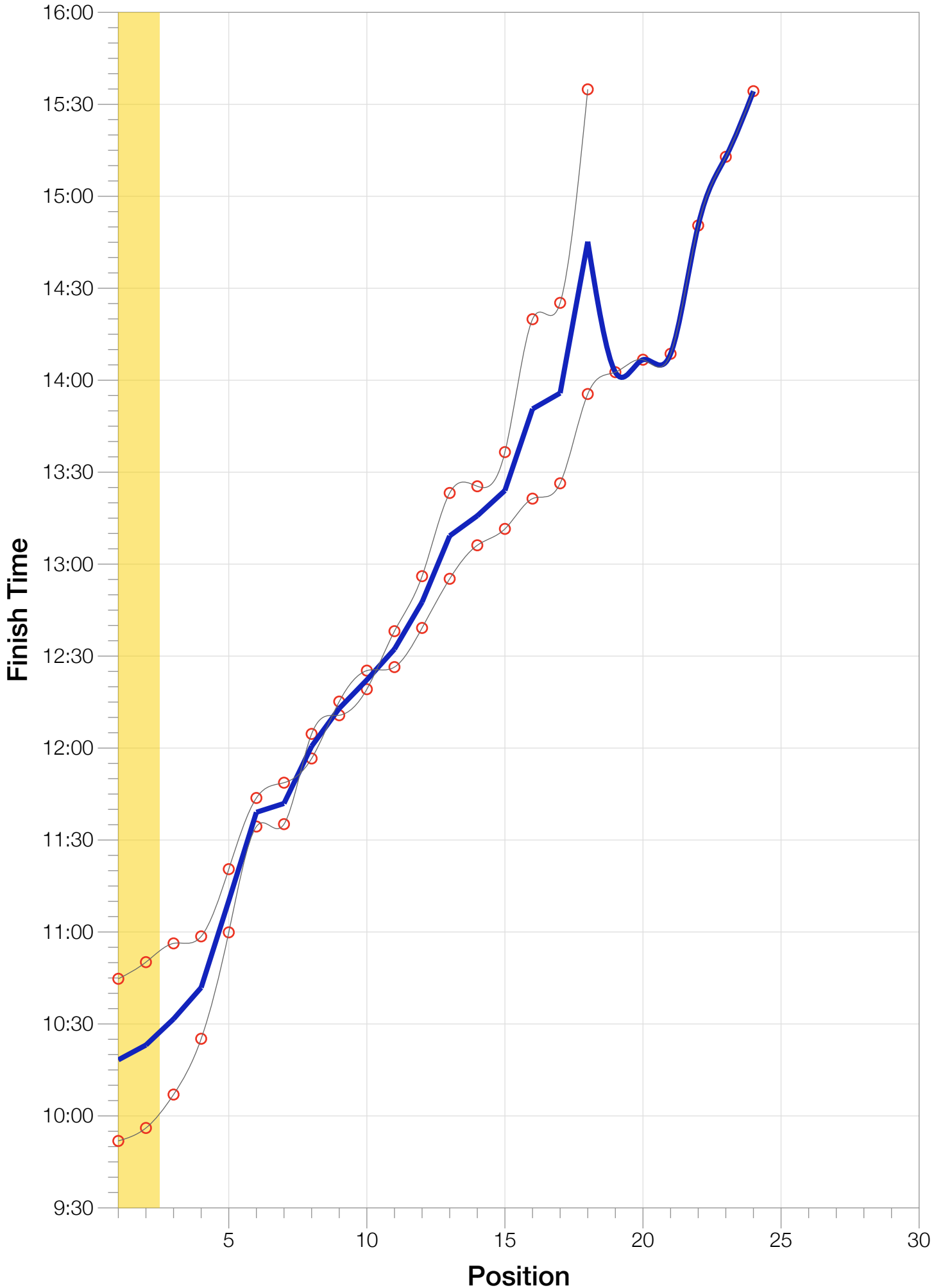


# F25-29 Slowest Splits



# F25-29 Top 30 Finishing Splits

Estimated Kona Slot      Average Finishing Time      Finishing Time



## F25-29 Top 10 and Kona Times and Splits

### Summary Statistics

Position	Swim Time	Bike Time	Run Time	Overall Time
<b>Average Male Winner</b>	<b>0:48:31</b>	<b>4:30:07</b>	<b>2:49:56</b>	<b>8:11:45</b>
<b>Average Female Winner</b>	<b>0:54:23</b>	<b>4:53:42</b>	<b>3:12:30</b>	<b>9:03:44</b>
<b>Average 1st Age Grouper</b>	<b>0:56:03</b>	<b>5:23:58</b>	<b>3:53:26</b>	<b>10:18:17</b>
<b>Average 2nd Age Grouper</b>	<b>1:14:38</b>	<b>5:30:59</b>	<b>3:30:43</b>	<b>10:23:07</b>
Average 3rd Age Grouper	1:16:30	5:22:15	3:43:47	10:31:37
Average 4th Age Grouper	1:09:15	5:38:03	3:45:53	10:41:52
Average 5th Age Grouper	1:07:27	5:52:38	4:03:11	11:10:11
Average 6th Age Grouper	1:16:18	6:04:28	4:08:23	11:39:03
Average 7th Age Grouper	1:21:00	6:16:27	3:53:58	11:41:56
Average 8th Age Grouper	1:20:40	6:16:31	4:12:43	12:00:36
Average 9th Age Grouper	1:26:20	6:19:11	4:15:39	12:12:56
Average 10th Age Grouper	1:07:51	6:33:20	4:31:39	12:22:14
<b>Kona Qualifier Average</b>	<b>1:05:21</b>	<b>5:27:28</b>	<b>3:42:05</b>	<b>10:20:42</b>
<b>Top 10 Age Grouper Average</b>	<b>1:13:36</b>	<b>5:55:47</b>	<b>3:59:56</b>	<b>11:18:11</b>

### Sweden 2013

Position	Swim Time	Bike Time	Run Time	Overall Time
<b>Male Winner</b>	<b>0:48:31</b>	<b>4:33:42</b>	<b>2:54:08</b>	<b>8:19:30</b>
<b>Female Winner</b>	<b>0:48:30</b>	<b>4:55:39</b>	<b>3:06:41</b>	<b>8:54:01</b>
<b>1st Age Grouper</b>	<b>0:54:22</b>	<b>5:31:31</b>	<b>4:13:36</b>	<b>10:44:44</b>
<b>2nd Age Grouper</b>	<b>1:22:08</b>	<b>5:57:35</b>	<b>3:23:03</b>	<b>10:50:10</b>
3rd Age Grouper	1:28:33	5:36:29	3:39:09	10:56:17
4th Age Grouper	1:14:45	5:38:27	3:55:17	10:58:34
5th Age Grouper	1:13:10	6:02:31	3:58:35	11:20:30
6th Age Grouper	1:12:54	5:58:44	4:21:42	11:43:43
7th Age Grouper	1:13:27	6:20:12	4:05:49	11:48:42
8th Age Grouper	1:18:00	6:06:07	4:19:50	11:56:36
9th Age Grouper	1:28:32	6:21:06	4:17:58	12:15:10
10th Age Grouper	1:03:07	6:34:36	4:36:19	12:25:16
<b>Kona Qualifier Average</b>	<b>1:08:15</b>	<b>5:44:33</b>	<b>3:48:19</b>	<b>10:47:27</b>
<b>Top 10 Age Grouper Average</b>	<b>1:14:53</b>	<b>6:00:43</b>	<b>4:05:07</b>	<b>11:29:58</b>

### Sweden 2012

Position	Swim Time	Bike Time	Run Time	Overall Time
<b>Male Winner</b>	<b>0:48:32</b>	<b>4:26:33</b>	<b>2:45:44</b>	<b>8:04:01</b>
<b>Female Winner</b>	<b>1:00:17</b>	<b>4:51:46</b>	<b>3:18:20</b>	<b>9:13:27</b>
<b>1st Age Grouper</b>	<b>0:57:45</b>	<b>5:16:25</b>	<b>3:33:17</b>	<b>9:51:50</b>
<b>2nd Age Grouper</b>	<b>1:07:09</b>	<b>5:04:24</b>	<b>3:38:24</b>	<b>9:56:04</b>
3rd Age Grouper	1:04:27	5:08:02	3:48:25	10:06:58
4th Age Grouper	1:03:45	5:37:40	3:36:29	10:25:10
5th Age Grouper	1:01:44	5:42:46	4:07:47	10:59:53
6th Age Grouper	1:19:42	6:10:12	3:55:04	11:34:24
7th Age Grouper	1:28:33	6:12:43	3:42:08	11:35:11
8th Age Grouper	1:23:20	6:26:55	4:05:36	12:04:37
9th Age Grouper	1:24:09	6:17:17	4:13:21	12:10:42
10th Age Grouper	1:12:35	6:32:04	4:26:59	12:19:12
<b>Kona Qualifier Average</b>	<b>1:02:27</b>	<b>5:10:24</b>	<b>3:35:50</b>	<b>9:53:57</b>
<b>Top 10 Age Grouper Average</b>	<b>1:12:18</b>	<b>5:50:50</b>	<b>3:54:45</b>	<b>11:06:24</b>