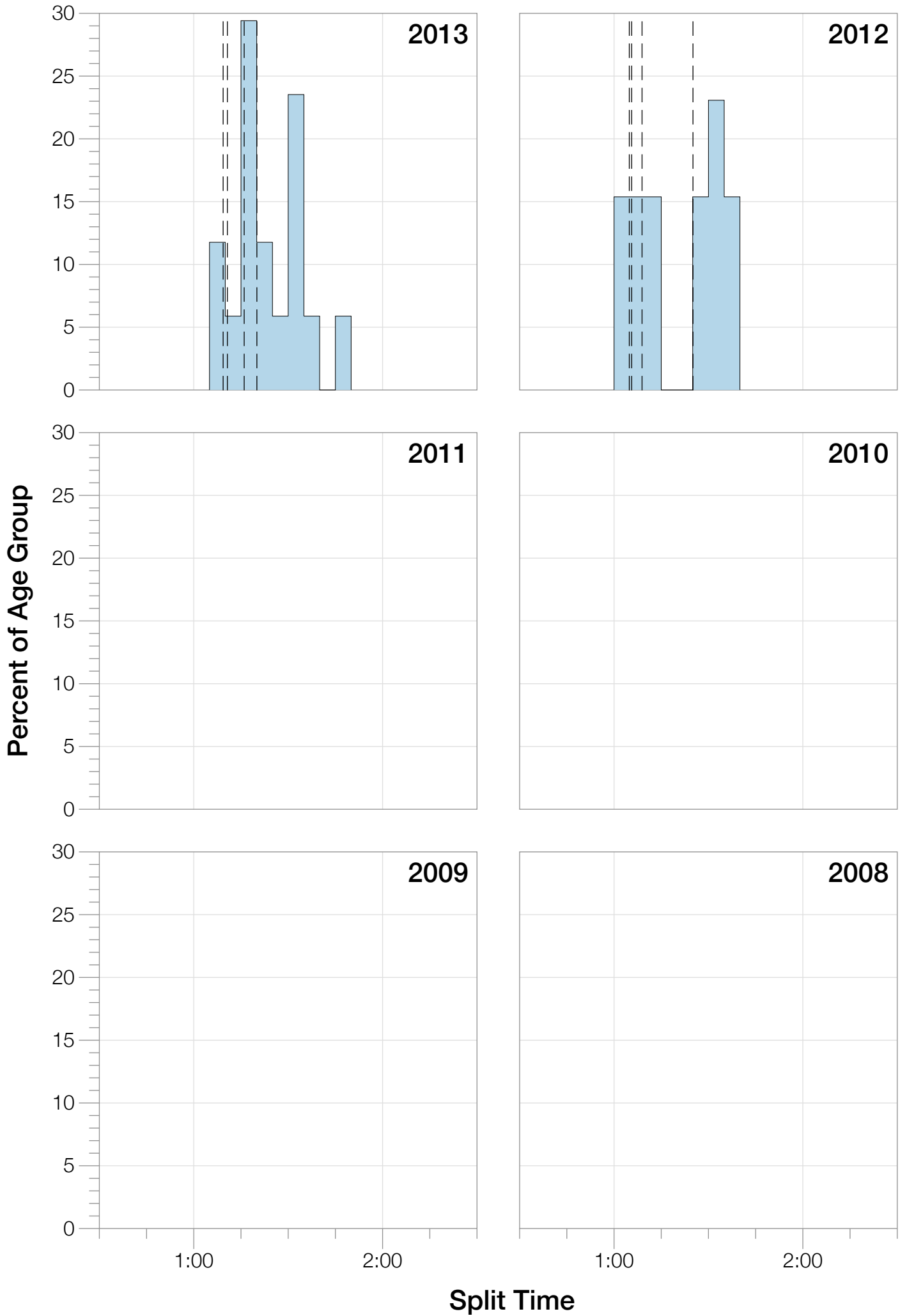


# Ironman Sweden F45-49 Stats

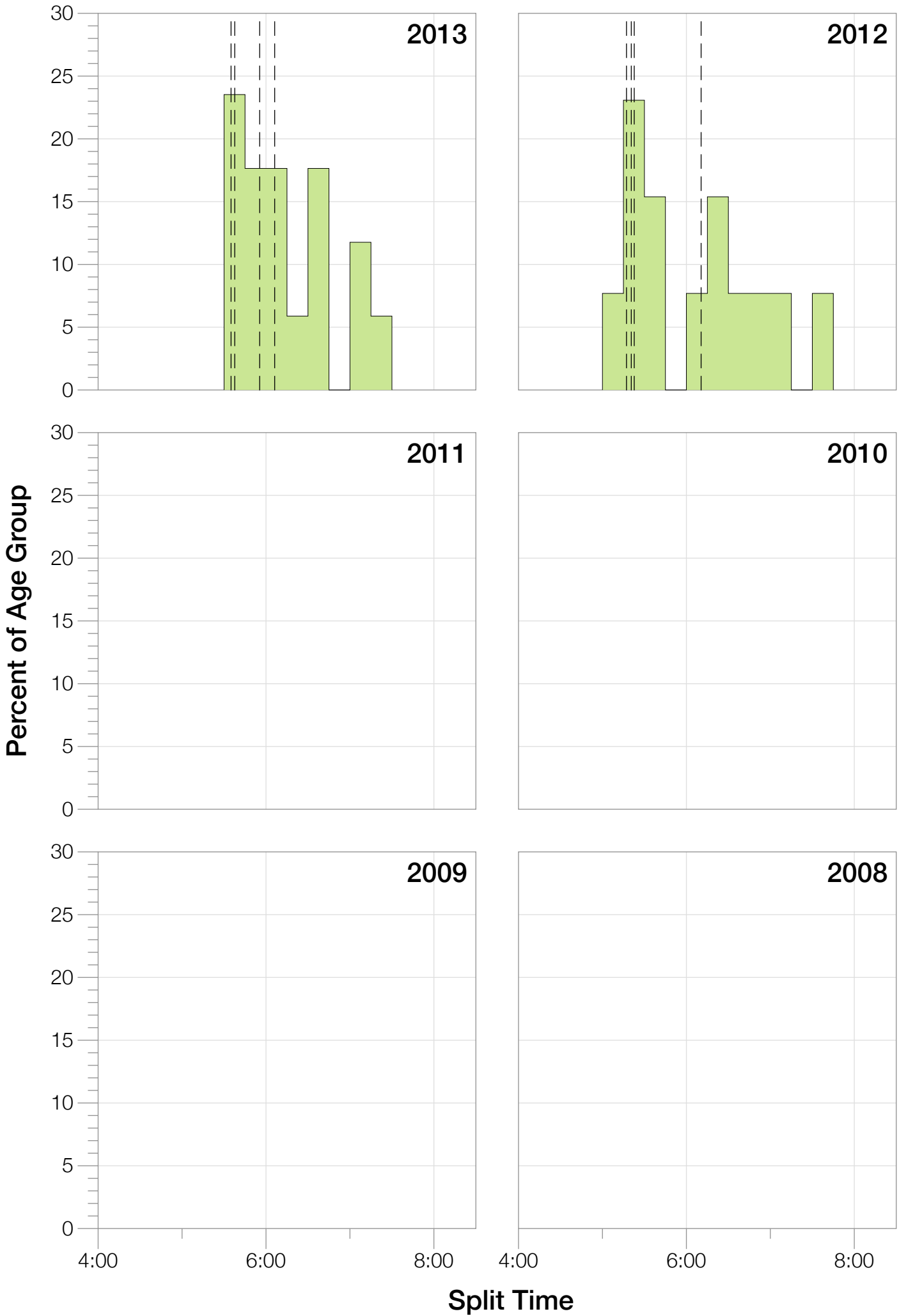
## F45-49 Summary Statistics

<b>Year</b>	<b>Finishers</b>	<b>F45-49 Finishers</b>	<b>Male Winner's Time</b>	<b>Female Winner's Time</b>	<b>F45-49 Winner's Time</b>
2012	1348	13	8:04:01	9:13:27	10:40:29
2013	1605	17	8:19:30	8:54:01	10:55:39
<b>Average</b>	<b>1477</b>	<b>15</b>	<b>8:11:45</b>	<b>9:03:44</b>	<b>10:48:04</b>

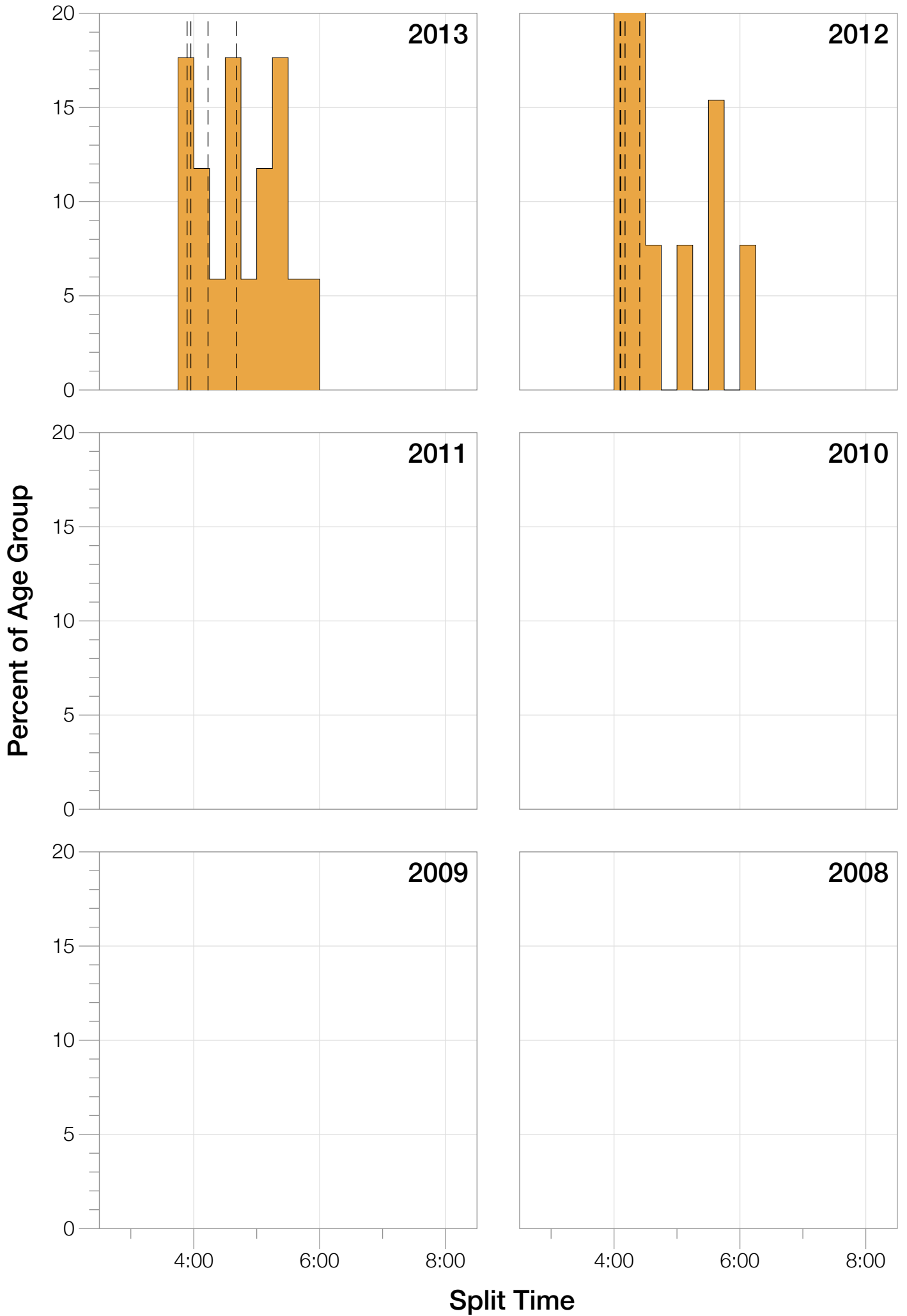
# F45-49 Swim



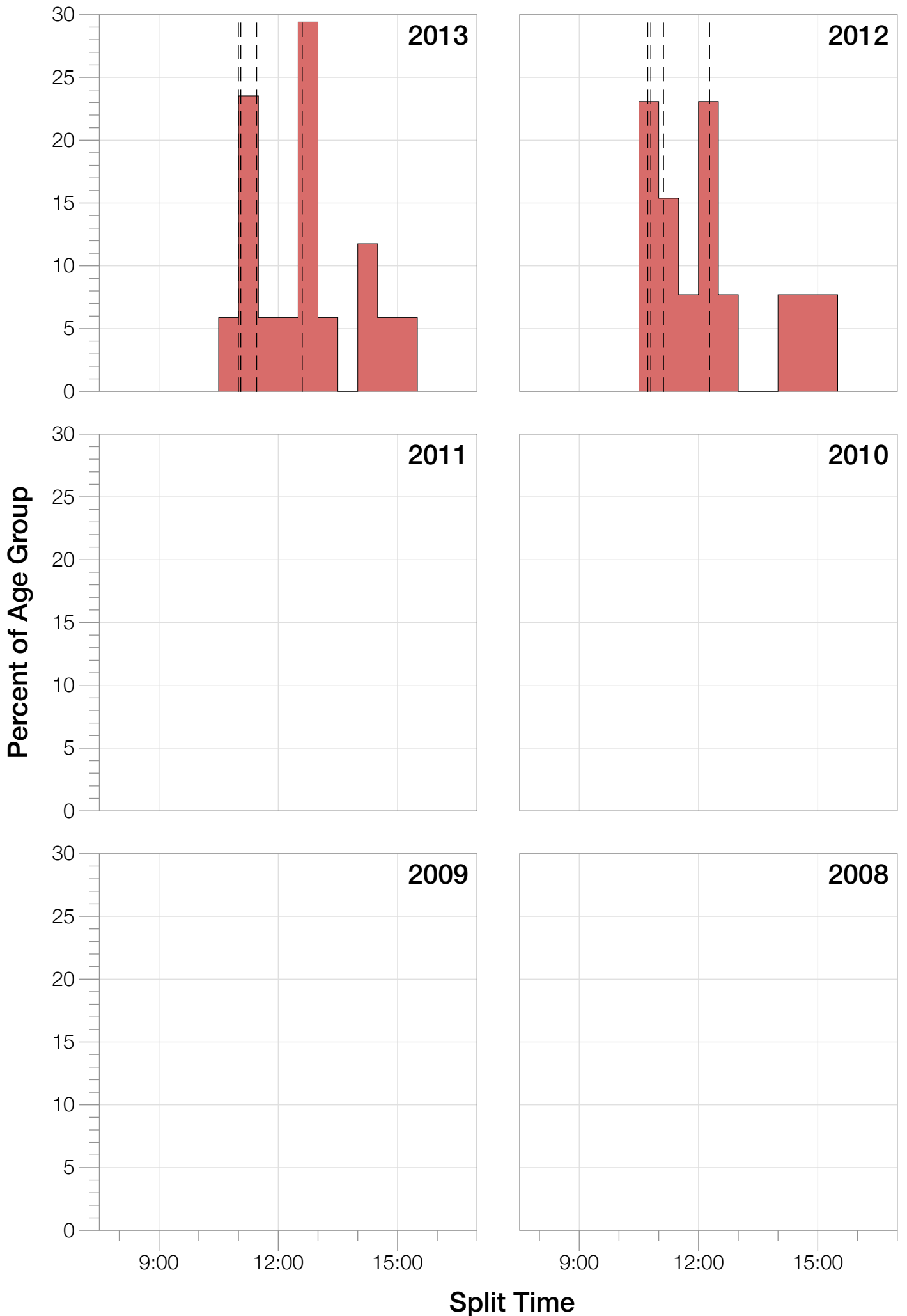
# F45-49 Bike



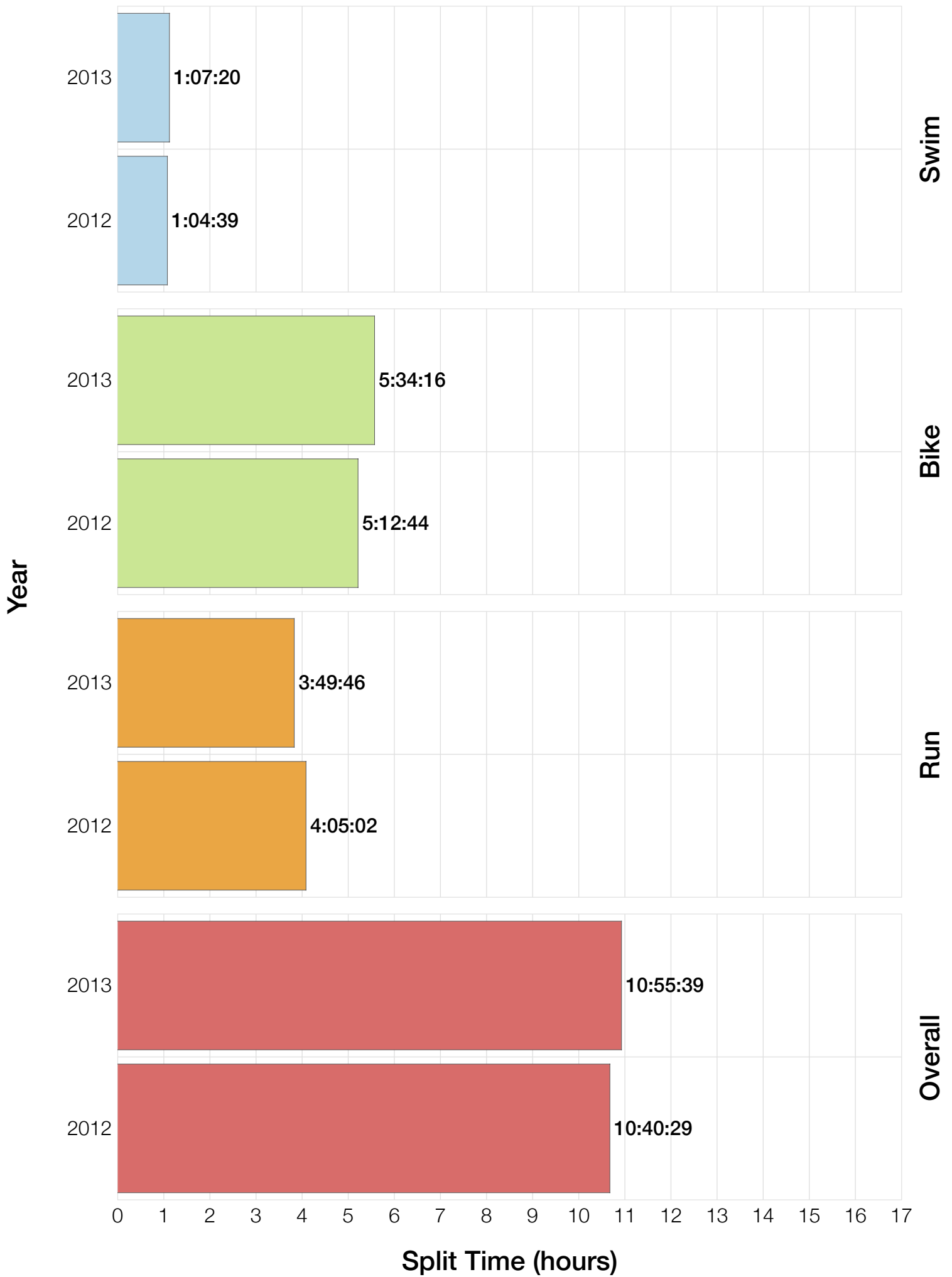
# F45-49 Run



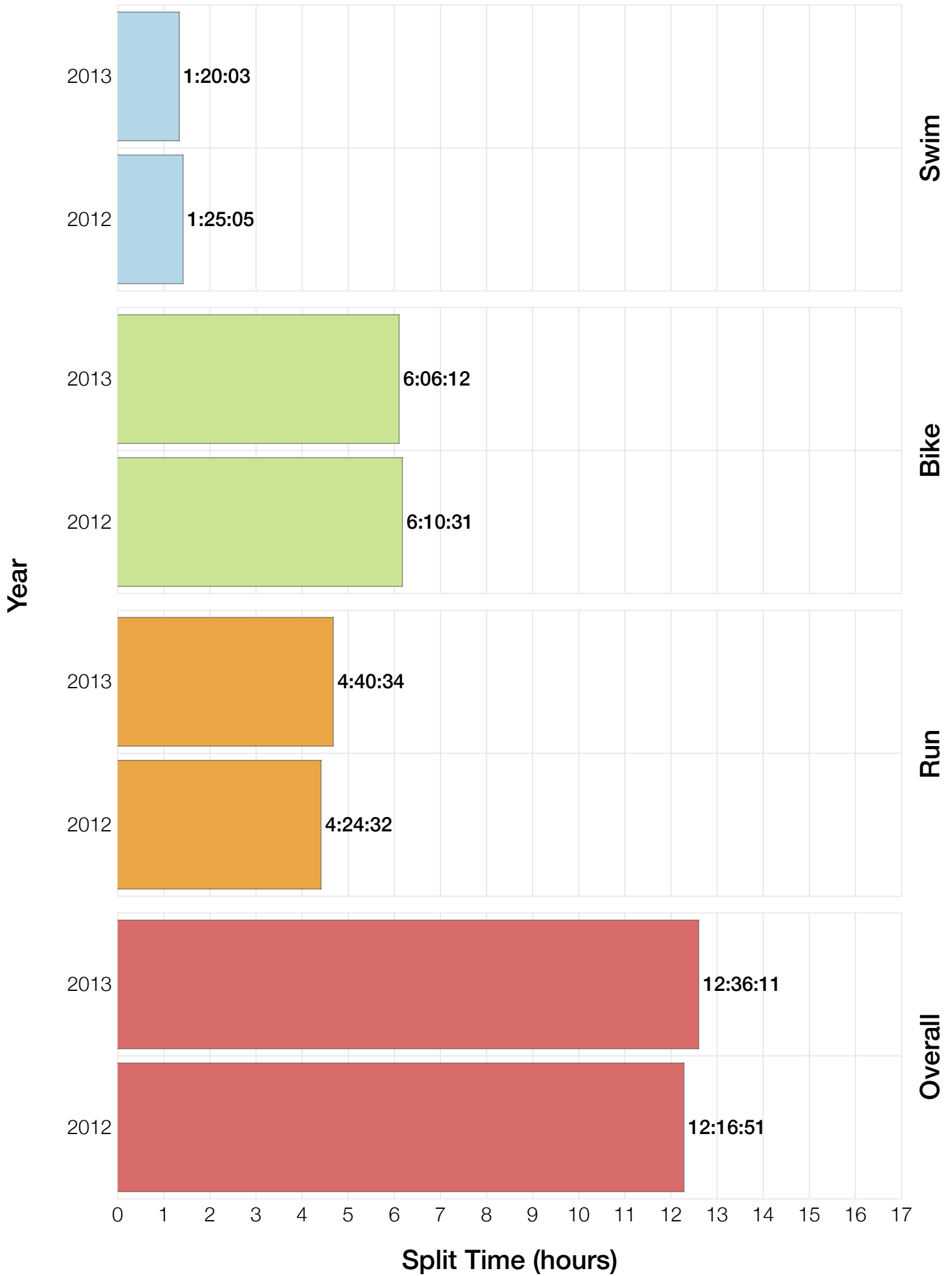
# F45-49 Overall



# F45-49 Fastest Splits

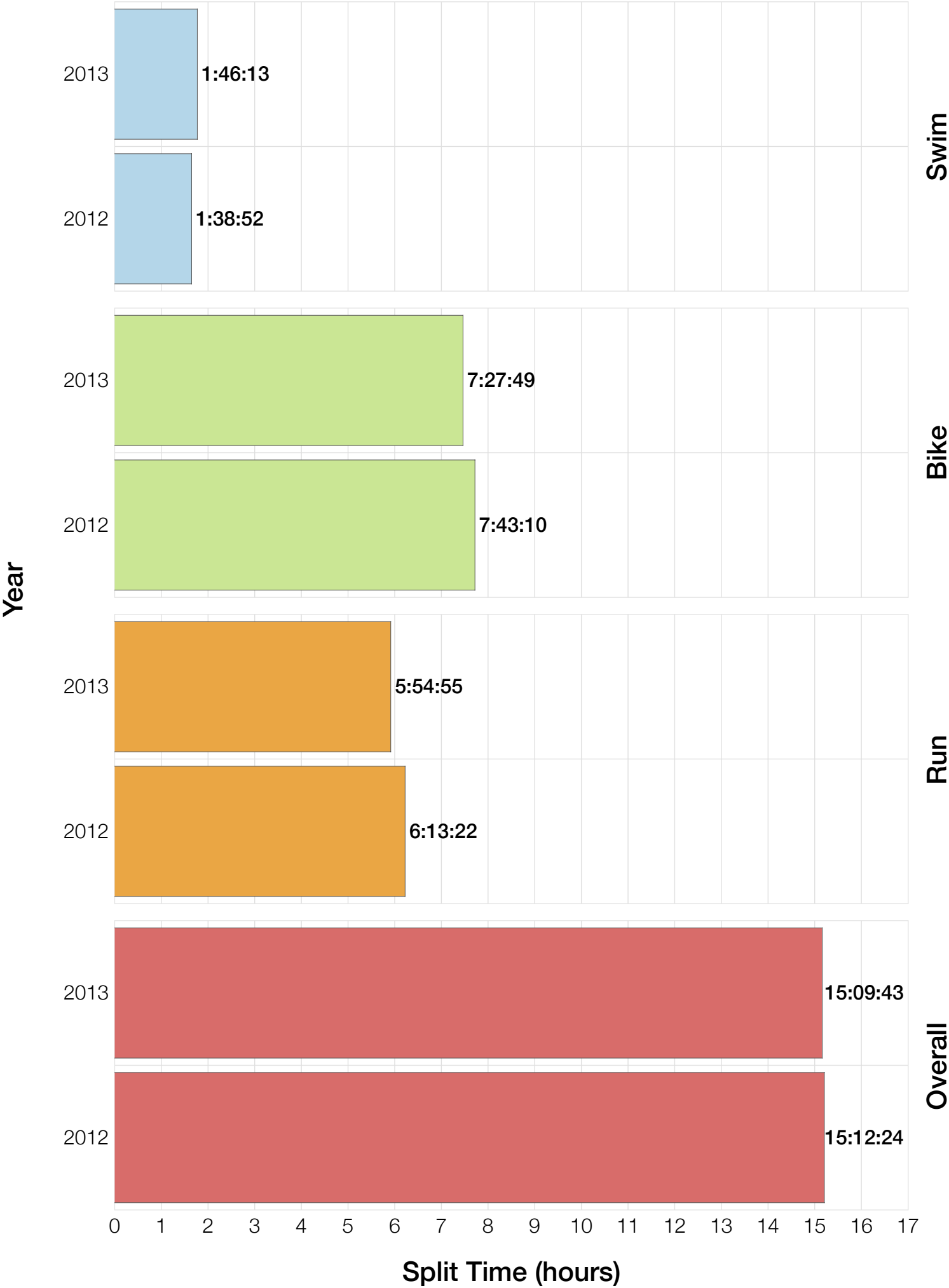


# F45-49 Median Splits



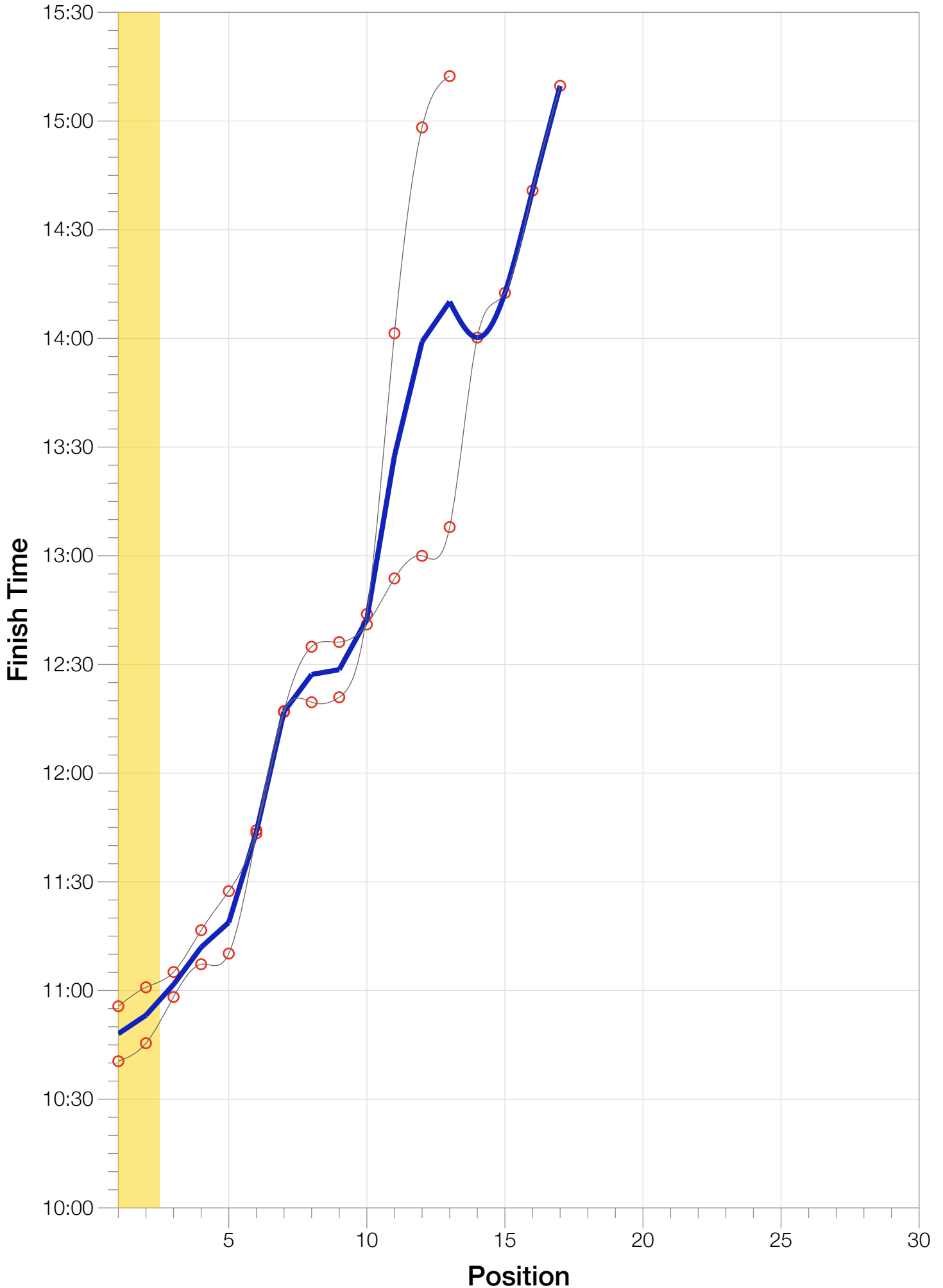


# F45-49 Slowest Splits



# F45-49 Top 30 Finishing Splits

Estimated Kona Slot      Average Finishing Time      Finishing Time



# F45-49 Top 10 and Kona Times and Splits

## Summary Statistics

Position	Swim Time	Bike Time	Run Time	Overall Time
<b>Average Male Winner</b>	<b>0:48:31</b>	<b>4:30:07</b>	<b>2:49:56</b>	<b>8:11:45</b>
<b>Average Female Winner</b>	<b>0:54:23</b>	<b>4:53:42</b>	<b>3:12:30</b>	<b>9:03:44</b>
<b>Average 1st Age Grouper</b>	<b>1:09:22</b>	<b>5:23:58</b>	<b>4:05:54</b>	<b>10:48:04</b>
<b>Average 2nd Age Grouper</b>	<b>1:13:41</b>	<b>5:32:17</b>	<b>4:00:25</b>	<b>10:53:10</b>
Average 3rd Age Grouper	1:07:57	5:46:23	4:00:08	11:01:39
Average 4th Age Grouper	1:14:38	5:36:38	4:14:59	11:11:57
Average 5th Age Grouper	1:18:11	5:28:21	4:23:07	11:18:48
Average 6th Age Grouper	1:10:07	5:41:53	4:40:08	11:43:48
Average 7th Age Grouper	1:35:44	6:18:56	4:05:51	12:16:59
Average 8th Age Grouper	1:23:03	6:03:52	4:49:09	12:27:14
Average 9th Age Grouper	1:22:39	6:06:39	4:45:10	12:28:34
Average 10th Age Grouper	1:25:47	6:32:04	4:32:33	12:42:28
<b>Kona Qualifier Average</b>	<b>1:11:31</b>	<b>5:28:07</b>	<b>4:03:09</b>	<b>10:50:37</b>
<b>Top 10 Age Grouper Average</b>	<b>1:18:07</b>	<b>5:51:06</b>	<b>4:21:44</b>	<b>11:41:16</b>

## Sweden 2013

Position	Swim Time	Bike Time	Run Time	Overall Time
<b>Male Winner</b>	<b>0:48:31</b>	<b>4:33:42</b>	<b>2:54:08</b>	<b>8:19:30</b>
<b>Female Winner</b>	<b>0:48:30</b>	<b>4:55:39</b>	<b>3:06:41</b>	<b>8:54:01</b>
<b>1st Age Grouper</b>	<b>1:09:50</b>	<b>5:35:12</b>	<b>3:58:55</b>	<b>10:55:39</b>
<b>2nd Age Grouper</b>	<b>1:19:16</b>	<b>5:41:52</b>	<b>3:54:35</b>	<b>11:00:53</b>
3rd Age Grouper	1:11:15	5:55:28	3:49:46	11:05:06
4th Age Grouper	1:17:14	5:39:18	4:13:35	11:16:39
5th Age Grouper	1:07:20	5:34:16	4:38:56	11:27:25
6th Age Grouper	1:15:16	6:03:38	4:15:19	11:44:14
7th Age Grouper	1:35:05	6:19:53	4:06:41	12:17:08
8th Age Grouper	1:16:01	5:57:14	5:10:57	12:34:54
9th Age Grouper	1:32:20	5:57:28	4:57:13	12:36:11
10th Age Grouper	1:18:31	6:30:33	4:40:34	12:41:02
<b>Kona Qualifier Average</b>	<b>1:14:33</b>	<b>5:38:32</b>	<b>3:56:45</b>	<b>10:58:16</b>
<b>Top 10 Age Grouper Average</b>	<b>1:18:12</b>	<b>5:55:29</b>	<b>4:22:39</b>	<b>11:45:55</b>

## Sweden 2012

Position	Swim Time	Bike Time	Run Time	Overall Time
<b>Male Winner</b>	<b>0:48:32</b>	<b>4:26:33</b>	<b>2:45:44</b>	<b>8:04:01</b>
<b>Female Winner</b>	<b>1:00:17</b>	<b>4:51:46</b>	<b>3:18:20</b>	<b>9:13:27</b>
<b>1st Age Grouper</b>	<b>1:08:54</b>	<b>5:12:44</b>	<b>4:12:53</b>	<b>10:40:29</b>
<b>2nd Age Grouper</b>	<b>1:08:06</b>	<b>5:22:43</b>	<b>4:06:16</b>	<b>10:45:27</b>
3rd Age Grouper	1:04:39	5:37:18	4:10:30	10:58:13
4th Age Grouper	1:12:03	5:33:58	4:16:23	11:07:15
5th Age Grouper	1:29:03	5:22:26	4:07:18	11:10:12
6th Age Grouper	1:04:59	5:20:09	5:04:58	11:43:22
7th Age Grouper	1:36:24	6:18:00	4:05:02	12:16:51
8th Age Grouper	1:30:05	6:10:31	4:27:21	12:19:34
9th Age Grouper	1:12:59	6:15:50	4:33:07	12:20:57
10th Age Grouper	1:33:03	6:33:35	4:24:32	12:43:54
<b>Kona Qualifier Average</b>	<b>1:08:30</b>	<b>5:17:43</b>	<b>4:09:34</b>	<b>10:42:58</b>
<b>Top 10 Age Grouper Average</b>	<b>1:18:01</b>	<b>5:46:43</b>	<b>4:20:50</b>	<b>11:36:37</b>