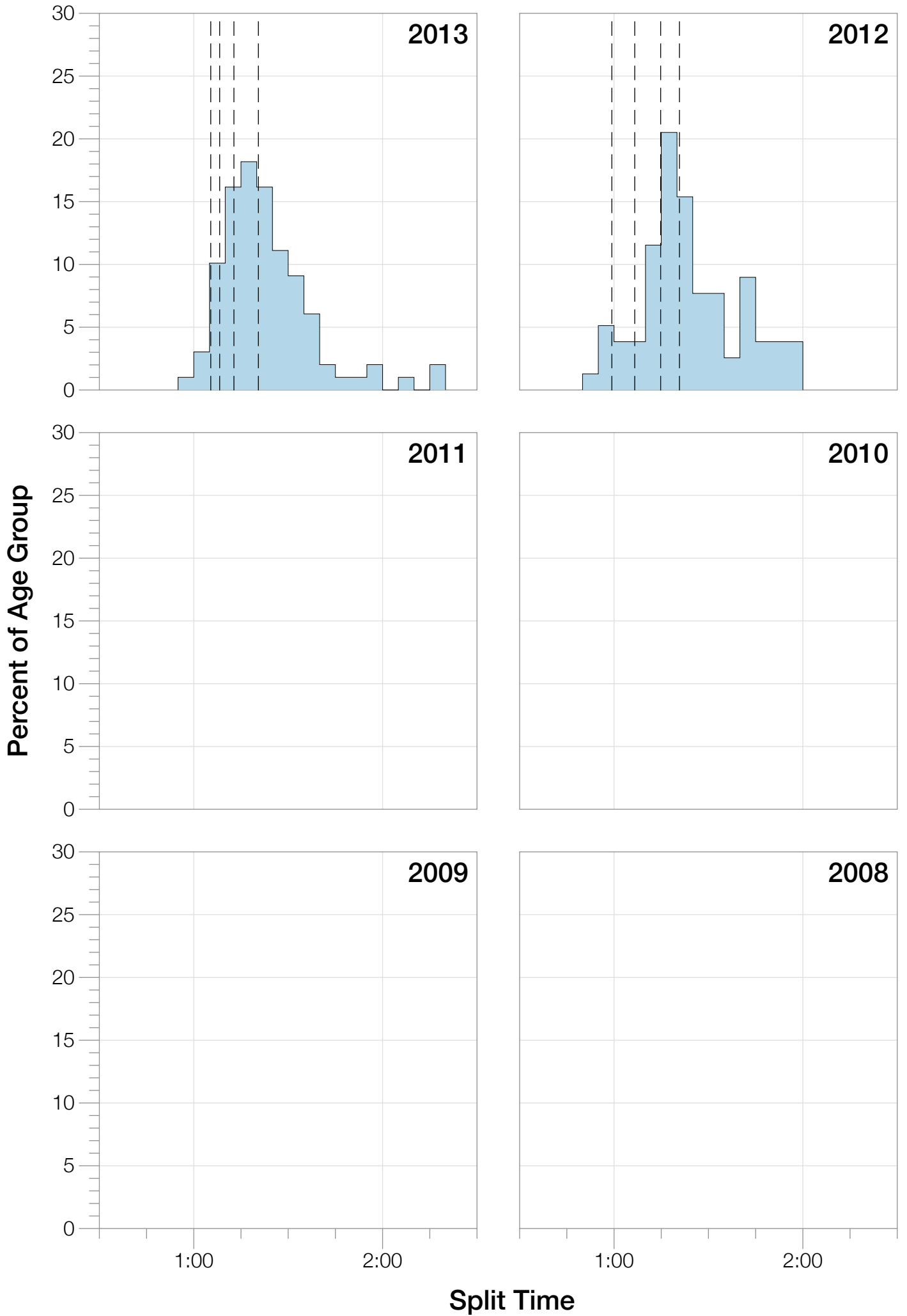


Ironman Sweden M50-54 Stats

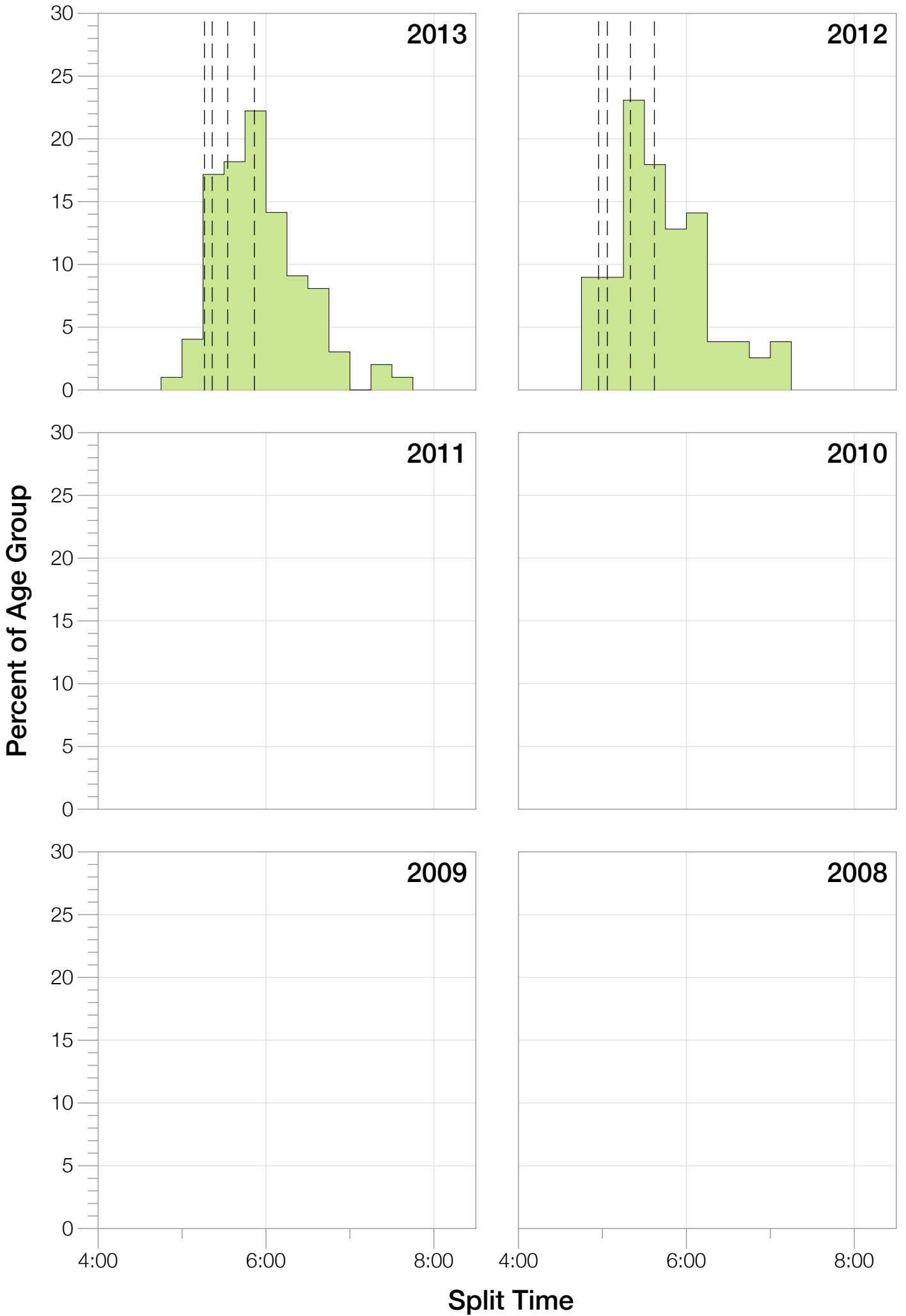
M50-54 Summary Statistics

| Year | Finishers | M50-54 Finishers | Male Winner's Time | Female Winner's Time | M50-54 Winner's Time |
|----------------|------------------|-------------------------|---------------------------|-----------------------------|-----------------------------|
| 2012 | 1348 | 78 | 8:04:01 | 9:13:27 | 9:34:01 |
| 2013 | 1605 | 99 | 8:19:30 | 8:54:01 | 9:55:06 |
| Average | 1477 | 89 | 8:11:45 | 9:03:44 | 9:44:33 |

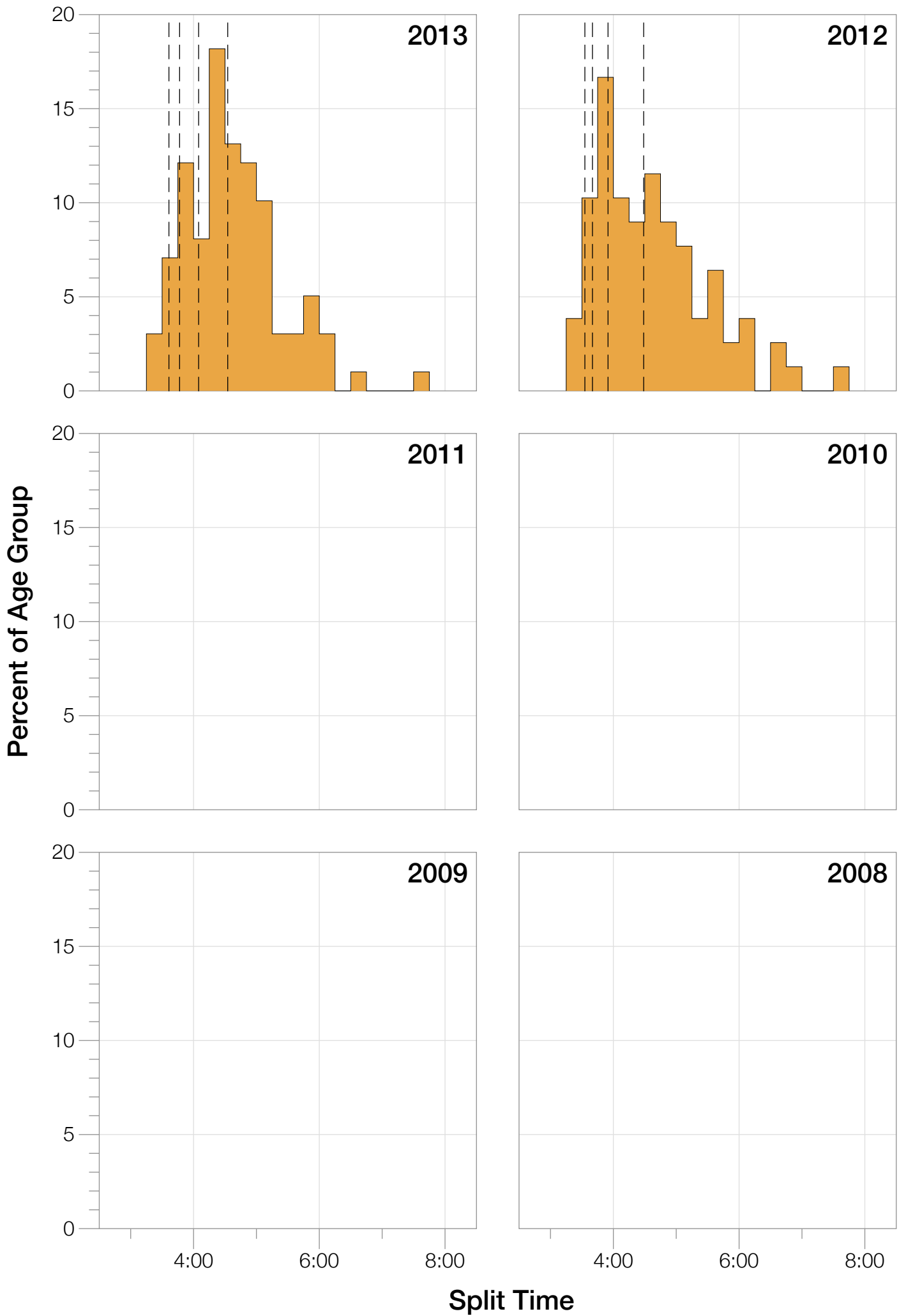
M50-54 Swim



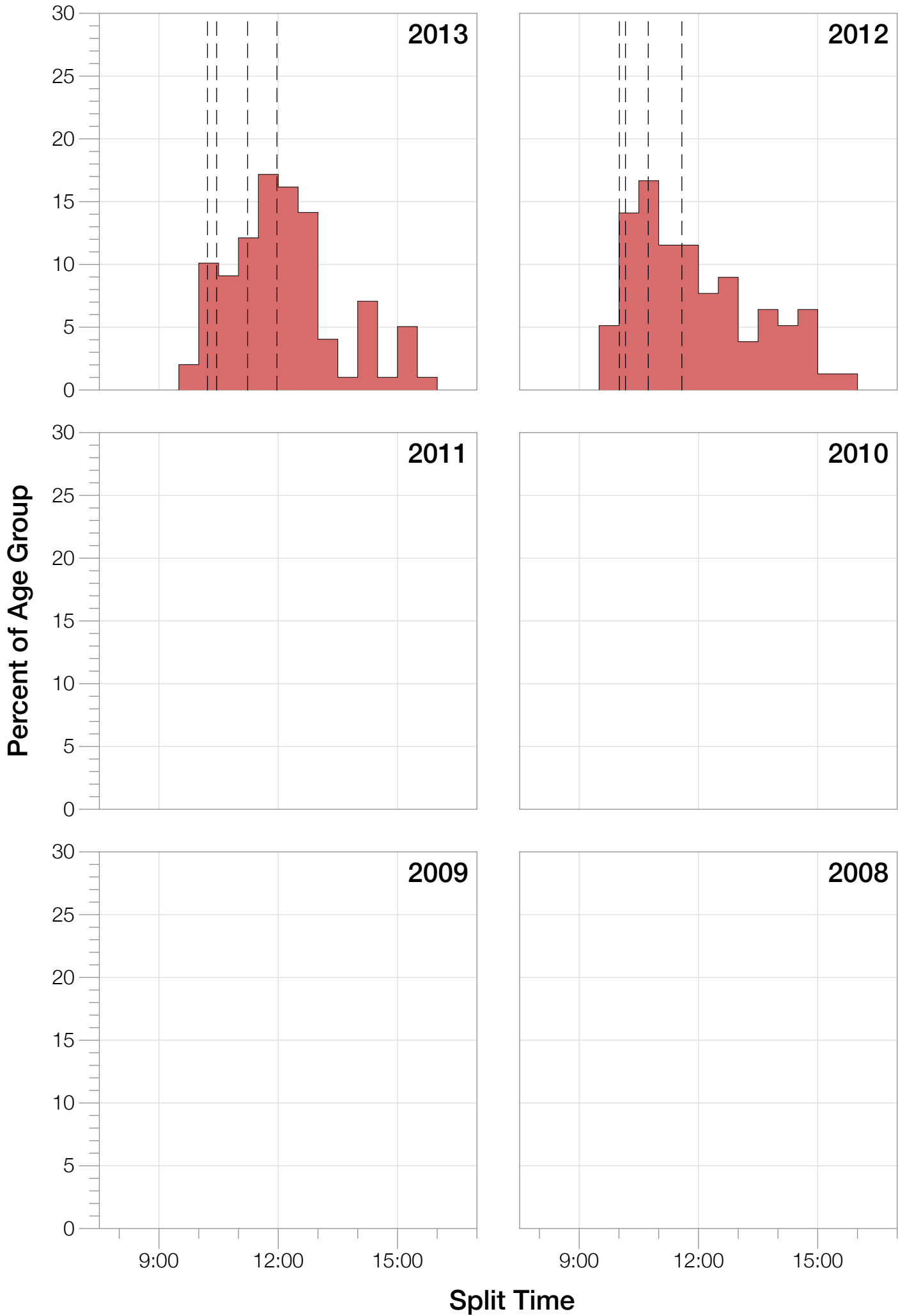
M50-54 Bike



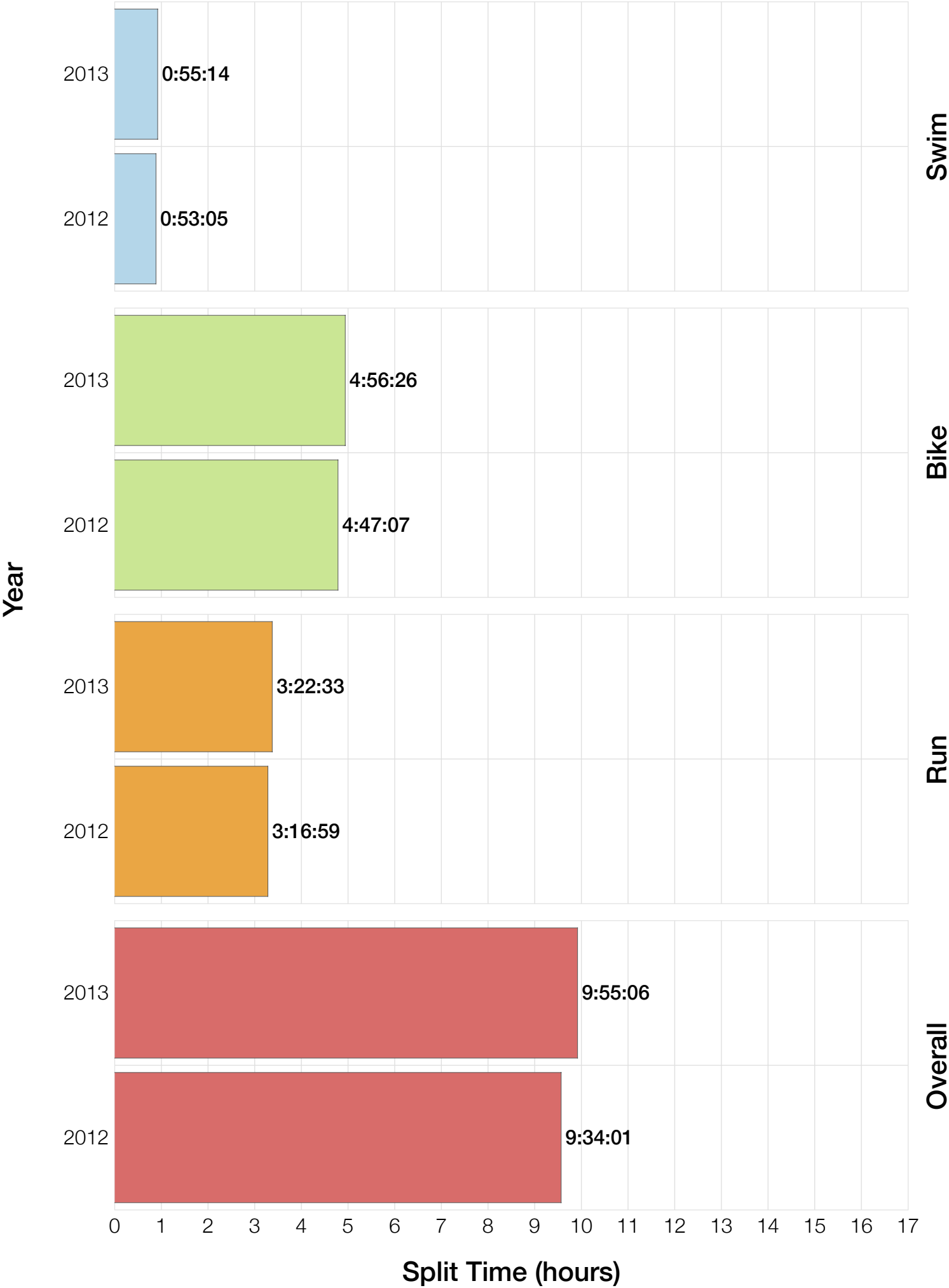
M50-54 Run



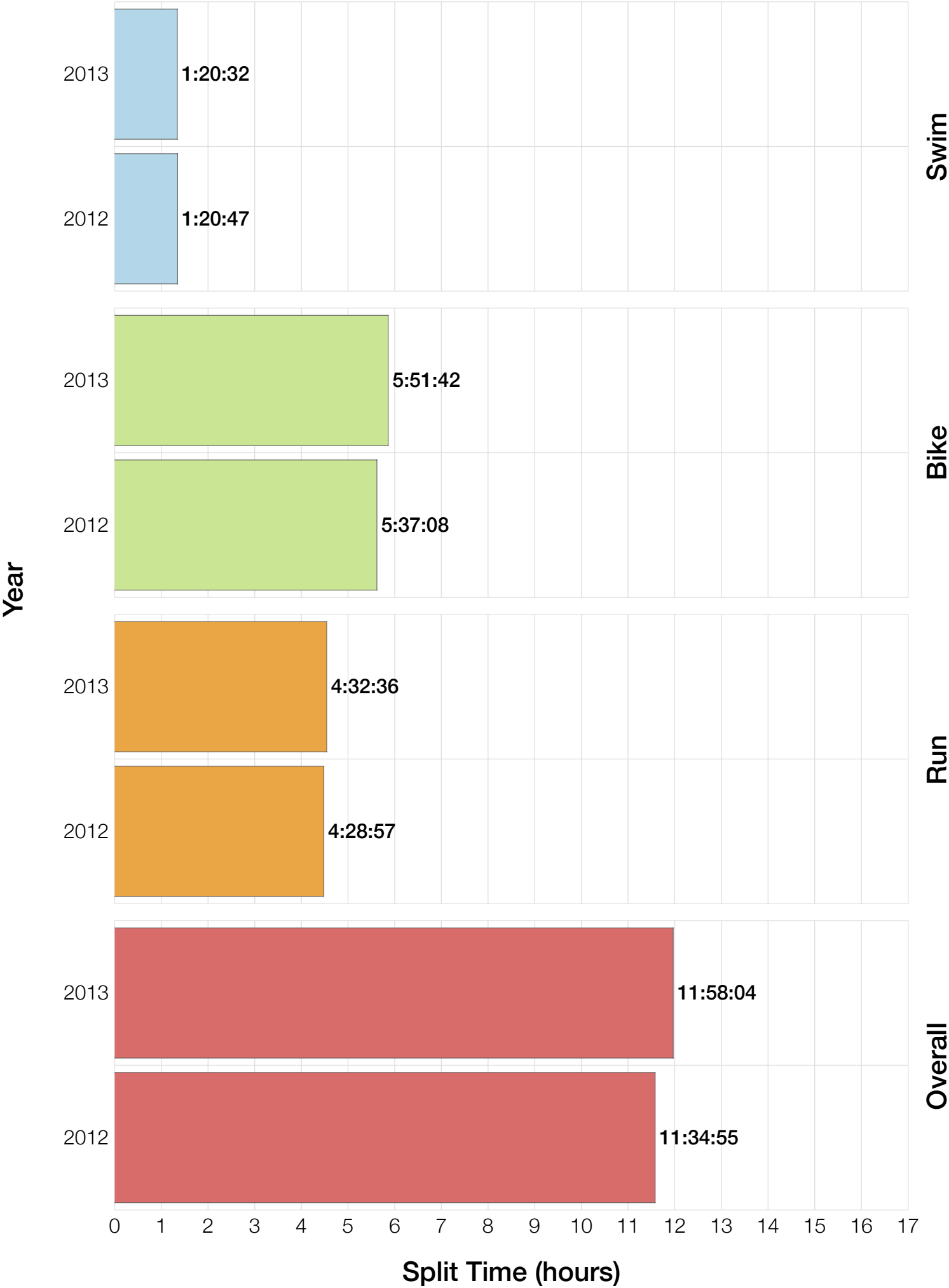
M50-54 Overall



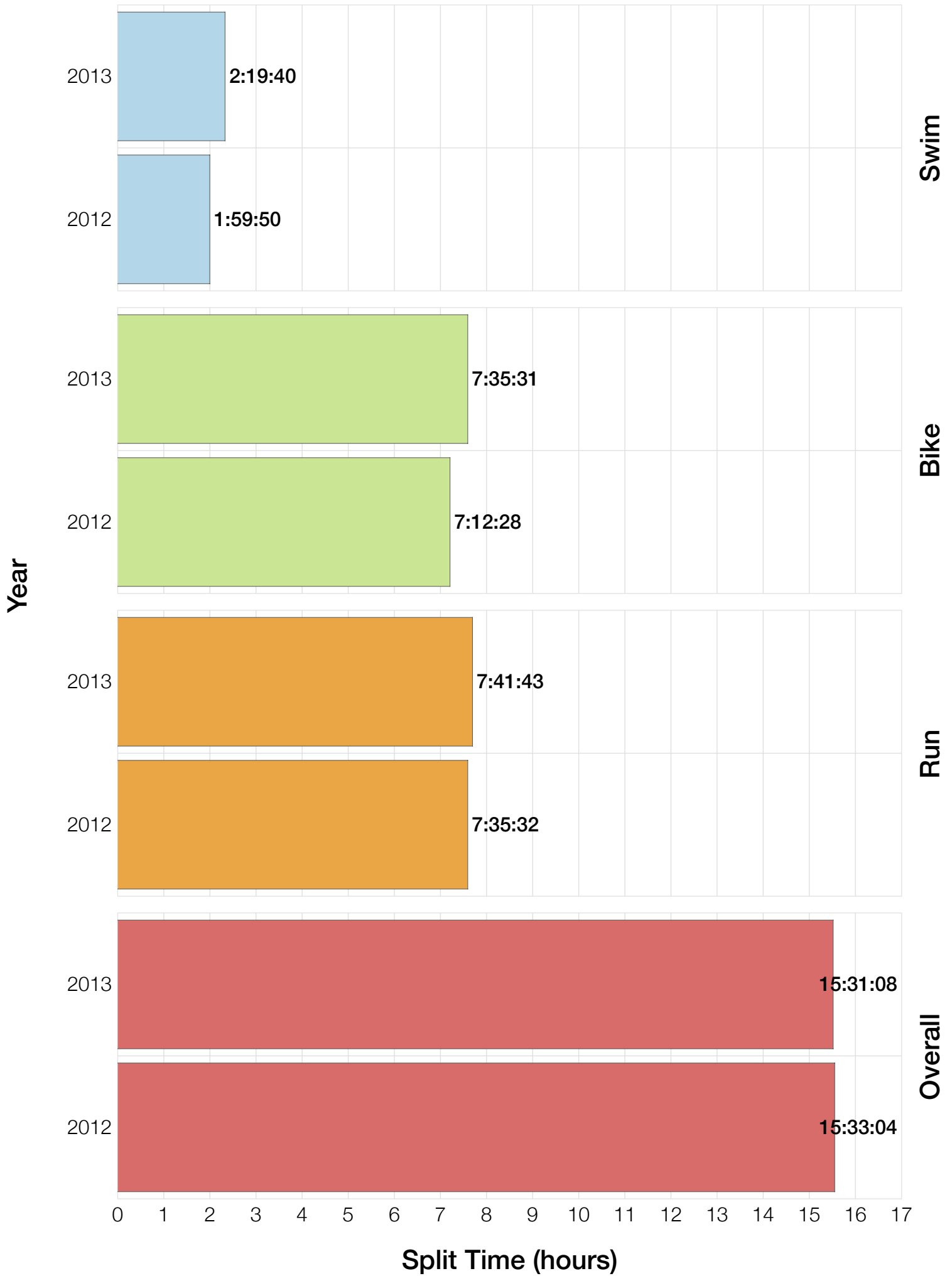
M50-54 Fastest Splits



M50-54 Median Splits

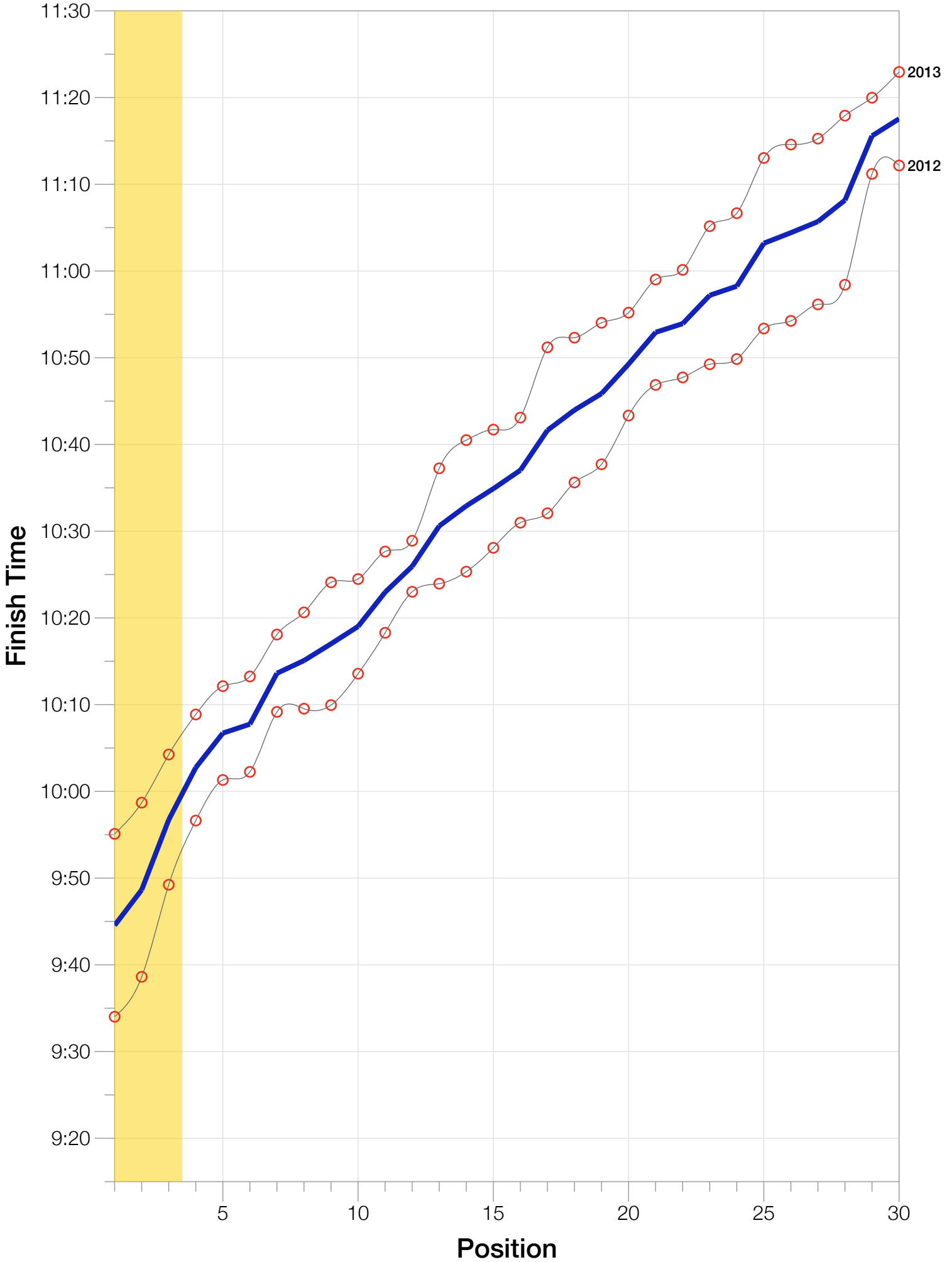


M50-54 Slowest Splits



M50-54 Top 30 Finishing Splits

Estimated Kona Slot Average Finishing Time Finishing Time



M50-54 Top 10 and Kona Times and Splits

Summary Statistics

| Position | Swim Time | Bike Time | Run Time | Overall Time |
|-----------------------------------|----------------|----------------|----------------|-----------------|
| Average Male Winner | 0:48:31 | 4:30:07 | 2:49:56 | 8:11:45 |
| Average Female Winner | 0:54:23 | 4:53:42 | 3:12:30 | 9:03:44 |
| Average 1st Age Grouper | 1:03:12 | 5:06:09 | 3:29:50 | 9:44:33 |
| Average 2nd Age Grouper | 1:04:35 | 5:06:53 | 3:31:20 | 9:48:39 |
| Average 3rd Age Grouper | 1:09:20 | 4:58:08 | 3:44:18 | 9:56:44 |
| Average 4th Age Grouper | 1:18:49 | 5:11:38 | 3:23:27 | 10:02:45 |
| Average 5th Age Grouper | 1:11:09 | 5:11:26 | 3:37:35 | 10:06:43 |
| Average 6th Age Grouper | 1:17:38 | 5:10:42 | 3:33:38 | 10:07:45 |
| Average 7th Age Grouper | 1:01:07 | 5:01:36 | 4:03:28 | 10:13:37 |
| Average 8th Age Grouper | 1:12:05 | 5:07:19 | 3:47:54 | 10:15:05 |
| Average 9th Age Grouper | 1:06:56 | 5:09:24 | 3:54:02 | 10:17:01 |
| Average 10th Age Grouper | 1:09:24 | 5:25:04 | 3:38:17 | 10:19:01 |
| Kona Qualifier Average | 1:05:42 | 5:03:43 | 3:35:09 | 9:49:59 |
| Top 10 Age Grouper Average | 1:09:25 | 5:08:50 | 3:40:23 | 10:05:11 |

Sweden 2013

| Position | Swim Time | Bike Time | Run Time | Overall Time |
|-----------------------------------|----------------|----------------|----------------|-----------------|
| Male Winner | 0:48:31 | 4:33:42 | 2:54:08 | 8:19:30 |
| Female Winner | 0:48:30 | 4:55:39 | 3:06:41 | 8:54:01 |
| 1st Age Grouper | 1:02:22 | 5:04:30 | 3:42:41 | 9:55:06 |
| 2nd Age Grouper | 1:06:27 | 5:16:23 | 3:31:29 | 9:58:42 |
| 3rd Age Grouper | 1:08:34 | 4:56:26 | 3:53:49 | 10:04:15 |
| 4th Age Grouper | 1:15:22 | 5:22:50 | 3:22:33 | 10:08:52 |
| 5th Age Grouper | 1:21:19 | 5:18:06 | 3:25:52 | 10:12:08 |
| 6th Age Grouper | 1:16:54 | 5:24:49 | 3:25:03 | 10:13:15 |
| 7th Age Grouper | 1:05:27 | 5:05:38 | 3:58:18 | 10:18:05 |
| 8th Age Grouper | 1:08:15 | 5:24:01 | 3:41:07 | 10:20:38 |
| 9th Age Grouper | 1:01:21 | 5:22:10 | 3:52:29 | 10:24:06 |
| 10th Age Grouper | 1:02:04 | 5:31:55 | 3:43:28 | 10:24:29 |
| Kona Qualifier Average | 1:05:47 | 5:05:46 | 3:42:39 | 9:59:21 |
| Top 10 Age Grouper Average | 1:08:48 | 5:16:40 | 3:39:40 | 10:11:57 |

Sweden 2012

| Position | Swim Time | Bike Time | Run Time | Overall Time |
|-----------------------------------|----------------|----------------|----------------|----------------|
| Male Winner | 0:48:32 | 4:26:33 | 2:45:44 | 8:04:01 |
| Female Winner | 1:00:17 | 4:51:46 | 3:18:20 | 9:13:27 |
| 1st Age Grouper | 1:04:02 | 5:07:48 | 3:16:59 | 9:34:01 |
| 2nd Age Grouper | 1:02:44 | 4:57:24 | 3:31:12 | 9:38:37 |
| 3rd Age Grouper | 1:10:06 | 4:59:50 | 3:34:47 | 9:49:14 |
| 4th Age Grouper | 1:22:16 | 5:00:27 | 3:24:21 | 9:56:38 |
| 5th Age Grouper | 1:01:00 | 5:04:46 | 3:49:18 | 10:01:19 |
| 6th Age Grouper | 1:18:22 | 4:56:36 | 3:42:13 | 10:02:15 |
| 7th Age Grouper | 0:56:48 | 4:57:35 | 4:08:39 | 10:09:10 |
| 8th Age Grouper | 1:15:55 | 4:50:38 | 3:54:42 | 10:09:32 |
| 9th Age Grouper | 1:12:32 | 4:56:38 | 3:55:35 | 10:09:57 |
| 10th Age Grouper | 1:16:44 | 5:18:14 | 3:33:06 | 10:13:34 |
| Kona Qualifier Average | 1:05:37 | 5:01:40 | 3:27:39 | 9:40:37 |
| Top 10 Age Grouper Average | 1:10:02 | 5:00:59 | 3:41:05 | 9:58:25 |