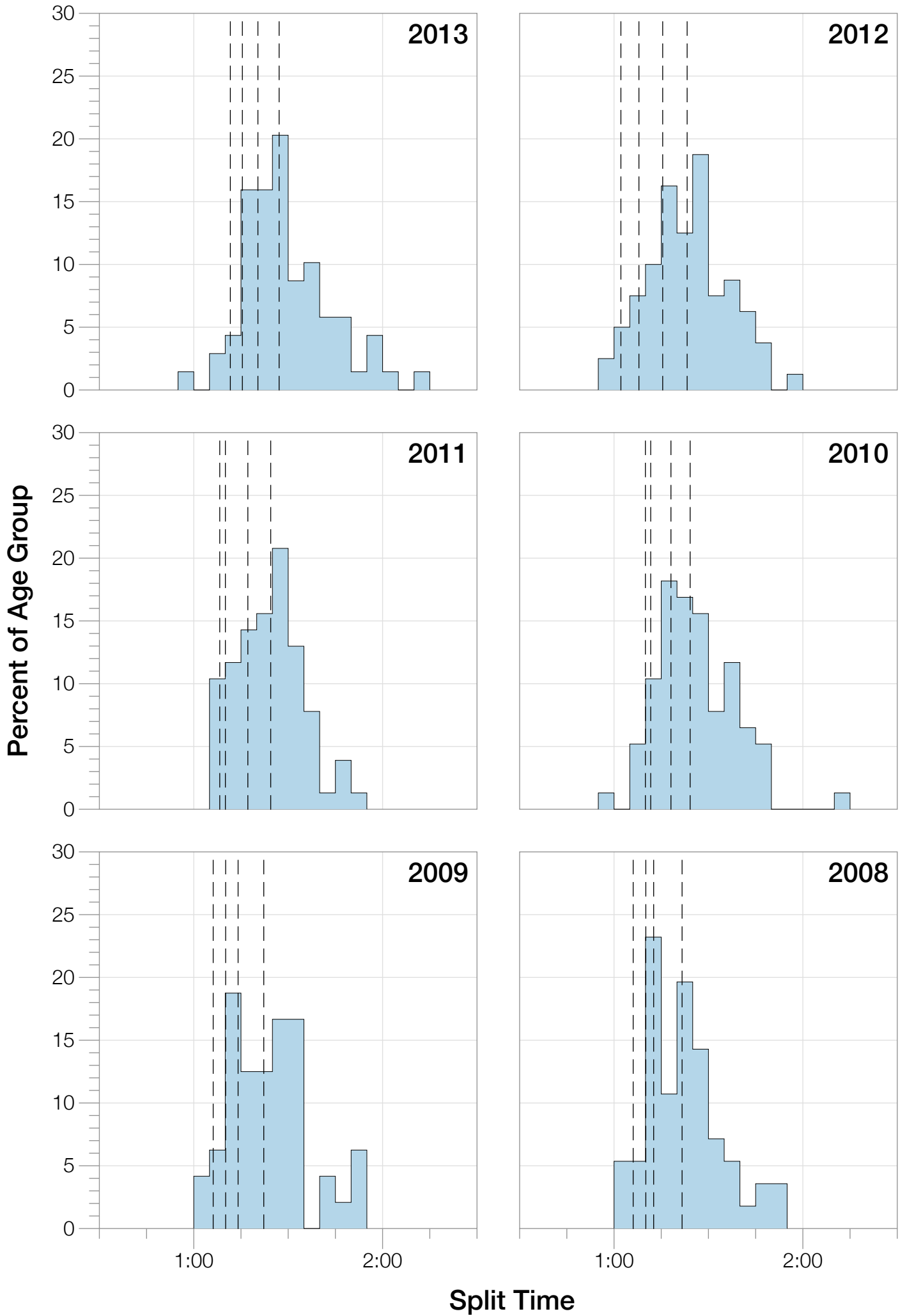


Ironman Wisconsin F45-49 Stats

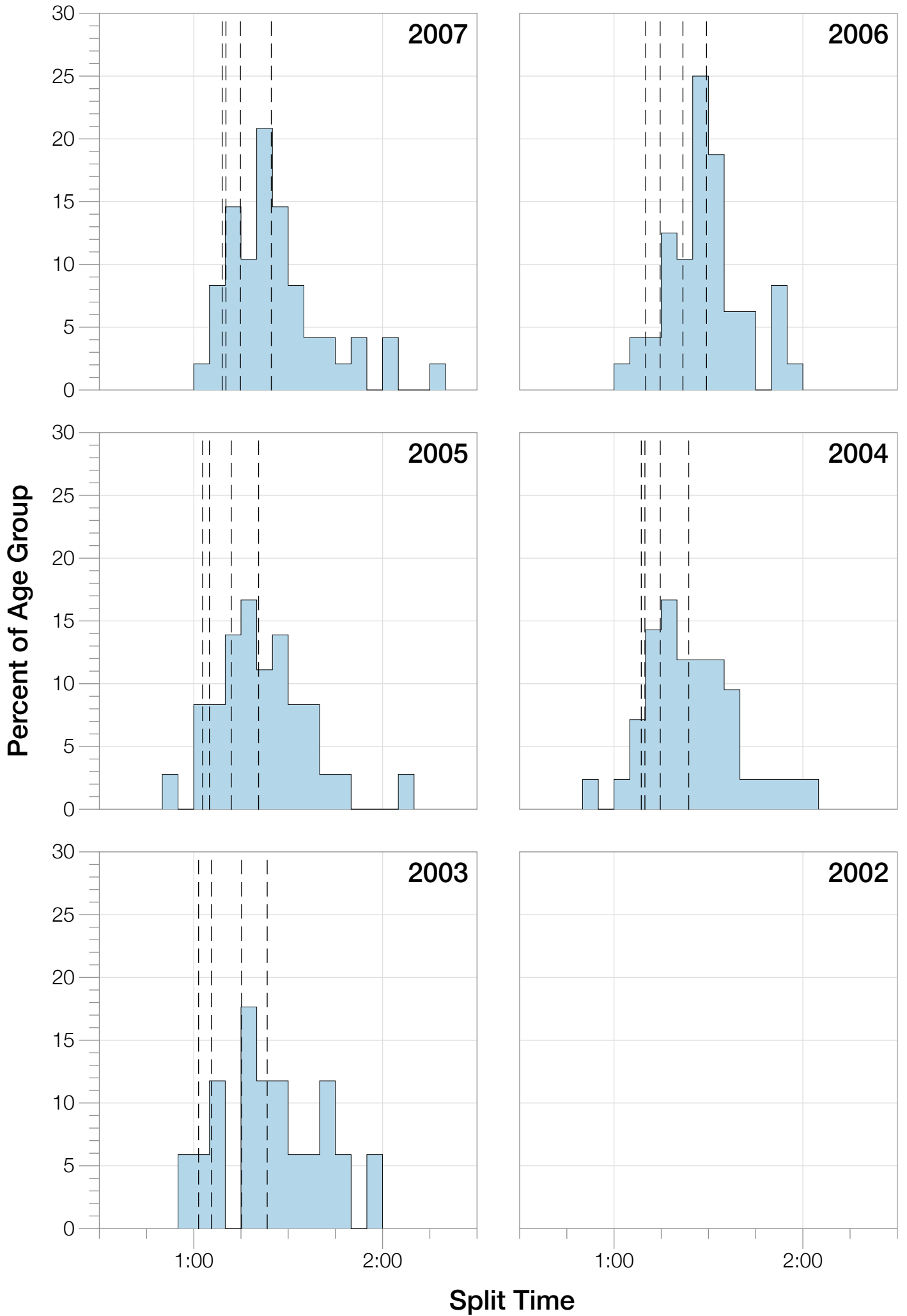
F45-49 Summary Statistics

| Year | Finishers | F45-49 Finishers | Male Winner's Time | Female Winner's Time | F45-49 Winner's Time |
|----------------|------------------|-------------------------|---------------------------|-----------------------------|-----------------------------|
| 2003 | 1536 | 17 | 8:55:26 | 9:46:28 | 11:49:40 |
| 2004 | 1973 | 42 | 8:52:33 | 10:05:40 | 10:49:17 |
| 2005 | 1681 | 36 | 9:01:34 | 10:11:22 | 11:10:56 |
| 2006 | 2172 | 48 | 9:07:24 | 10:01:22 | 11:07:58 |
| 2007 | 2107 | 48 | 8:52:49 | 9:37:03 | 11:17:16 |
| 2008 | 2082 | 56 | 8:43:29 | 9:47:25 | 10:44:41 |
| 2009 | 2176 | 48 | 8:45:19 | 9:43:59 | 10:45:44 |
| 2010 | 2397 | 77 | 8:38:32 | 9:27:26 | 11:15:14 |
| 2011 | 2245 | 77 | 8:45:18 | 9:41:03 | 11:24:24 |
| 2012 | 2337 | 80 | 8:32:51 | 9:34:35 | 10:33:51 |
| 2013 | 2332 | 69 | 8:40:15 | 9:47:07 | 11:01:26 |
| Average | 2094 | 54 | 8:48:40 | 9:47:35 | 10:10:02 |

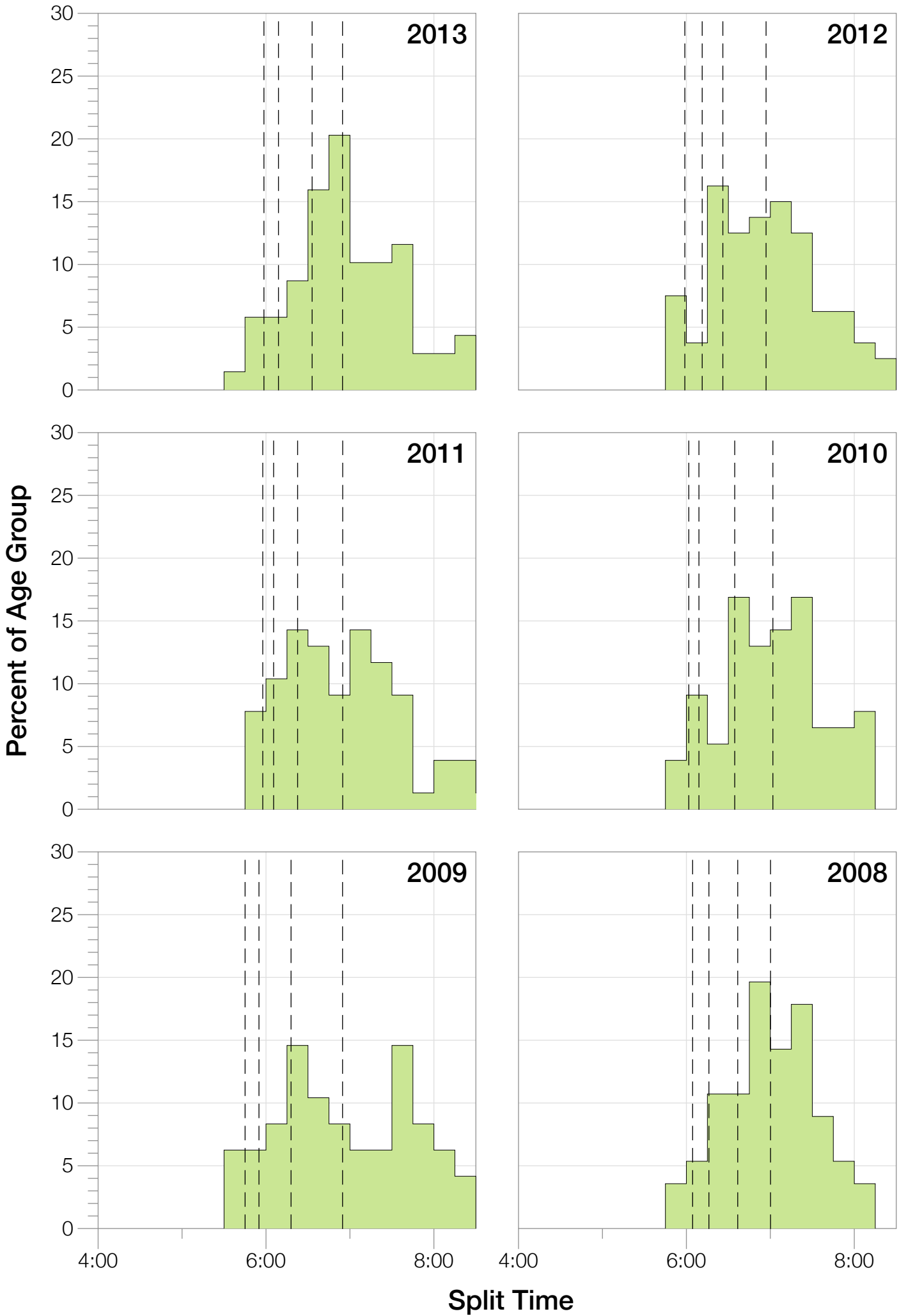
F45-49 Swim



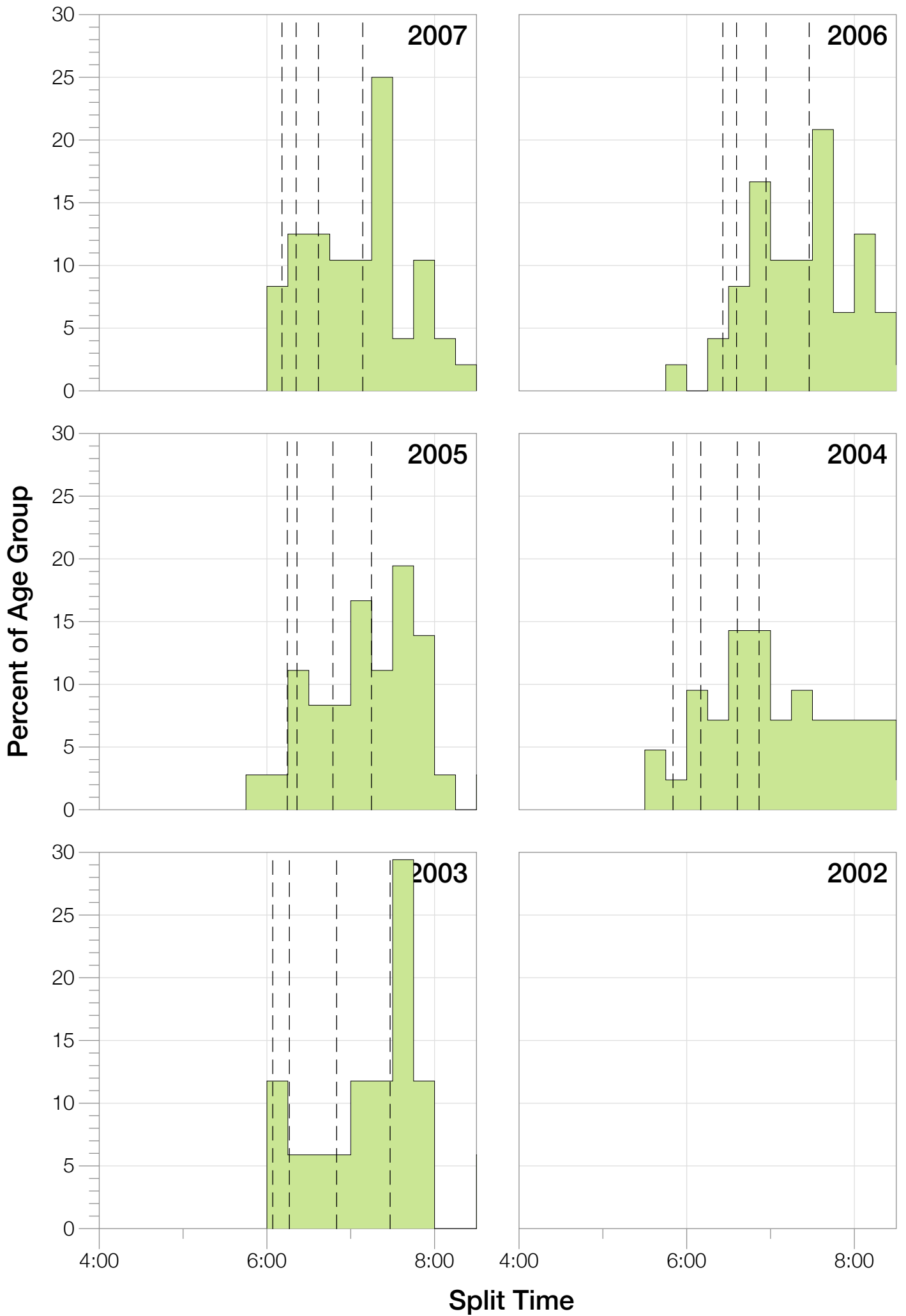
F45-49 Swim



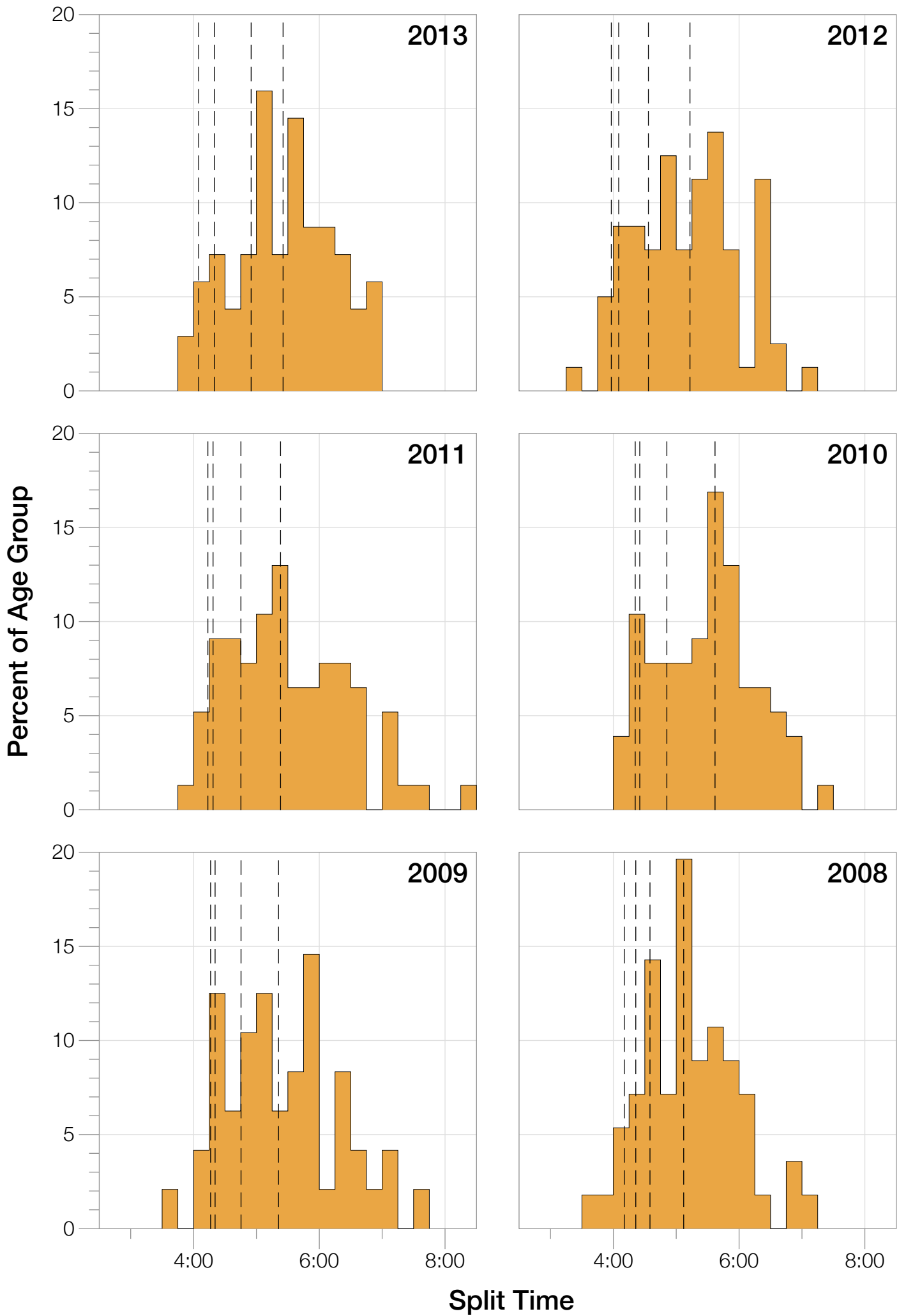
F45-49 Bike



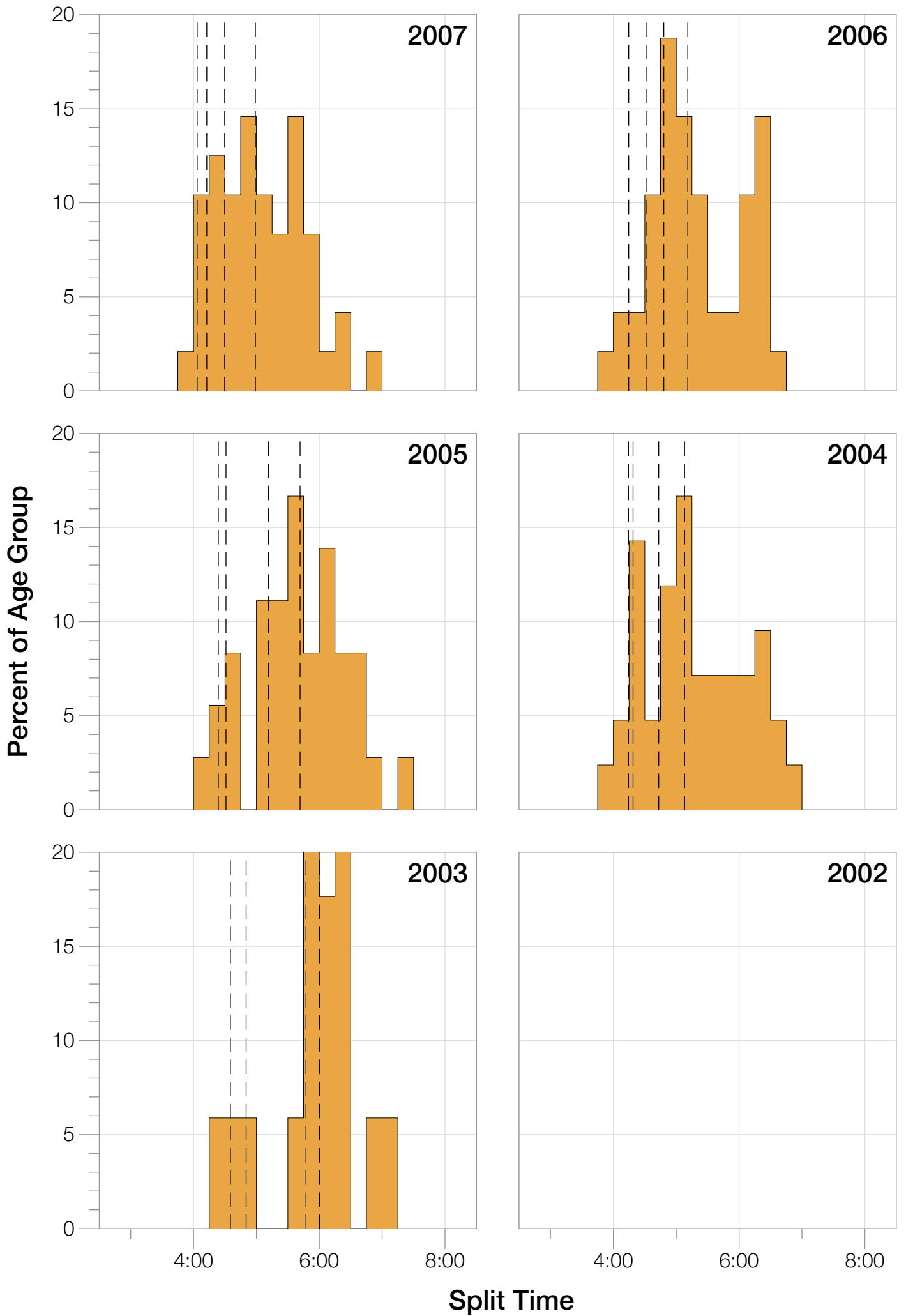
F45-49 Bike



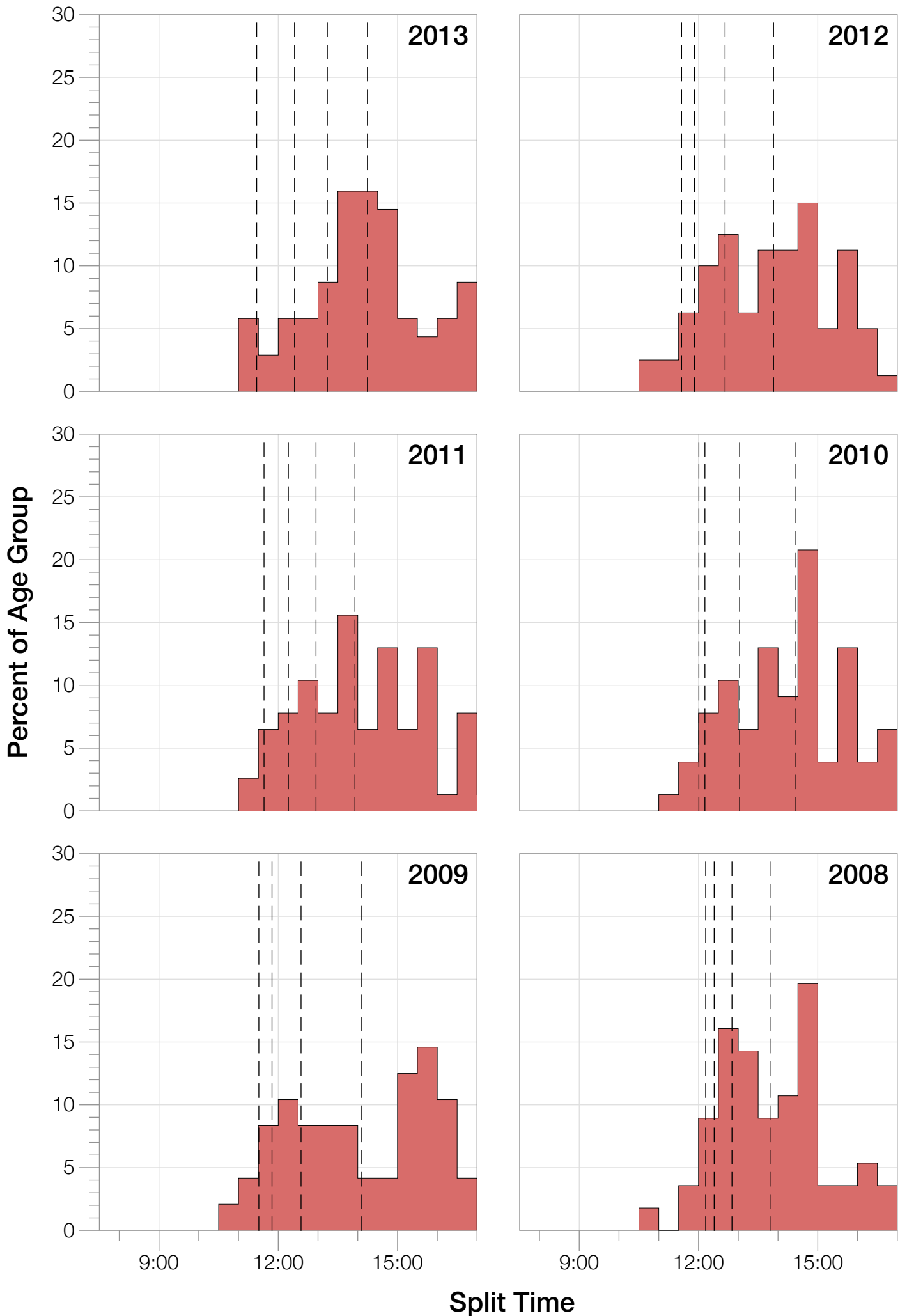
F45-49 Run



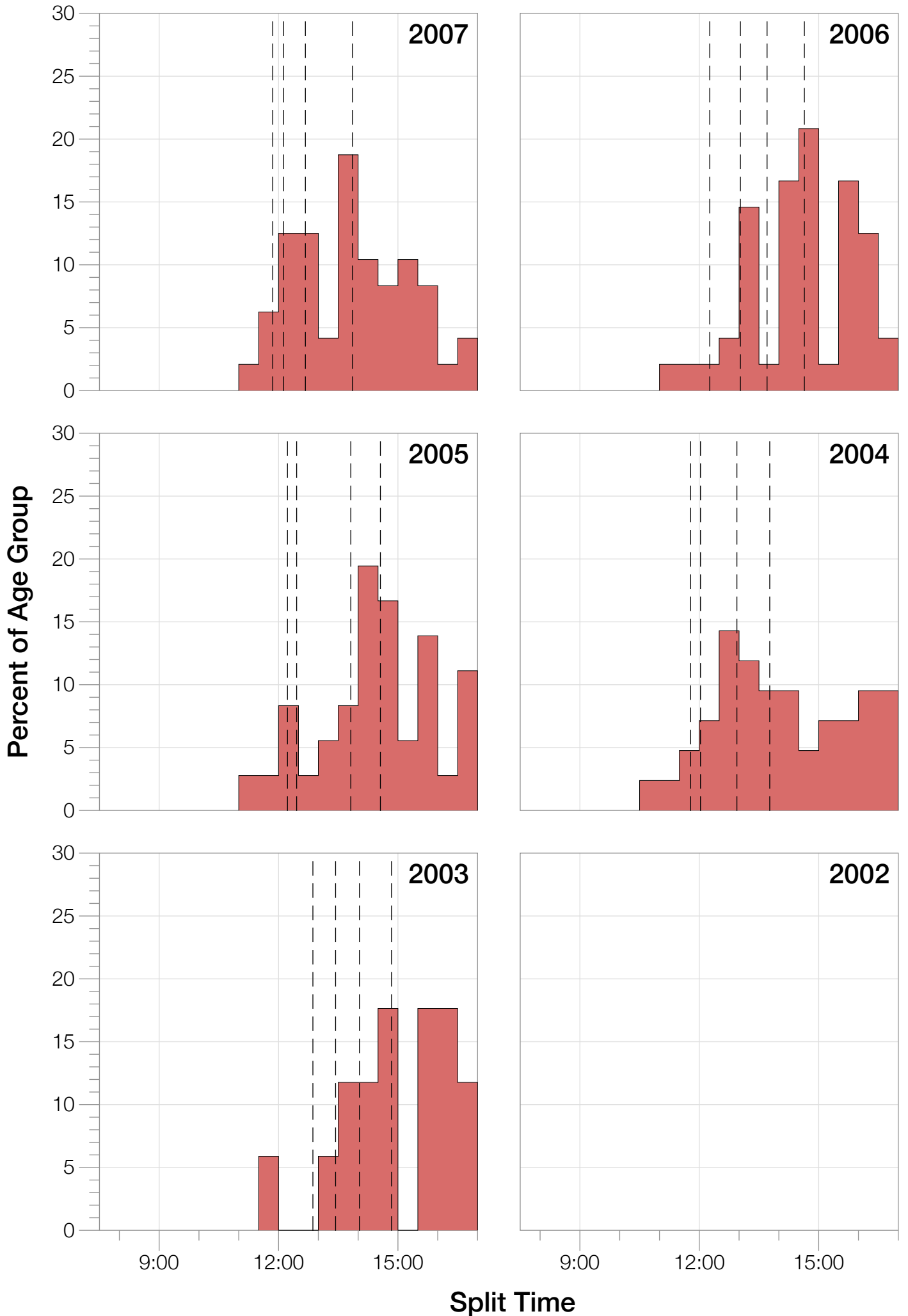
F45-49 Run



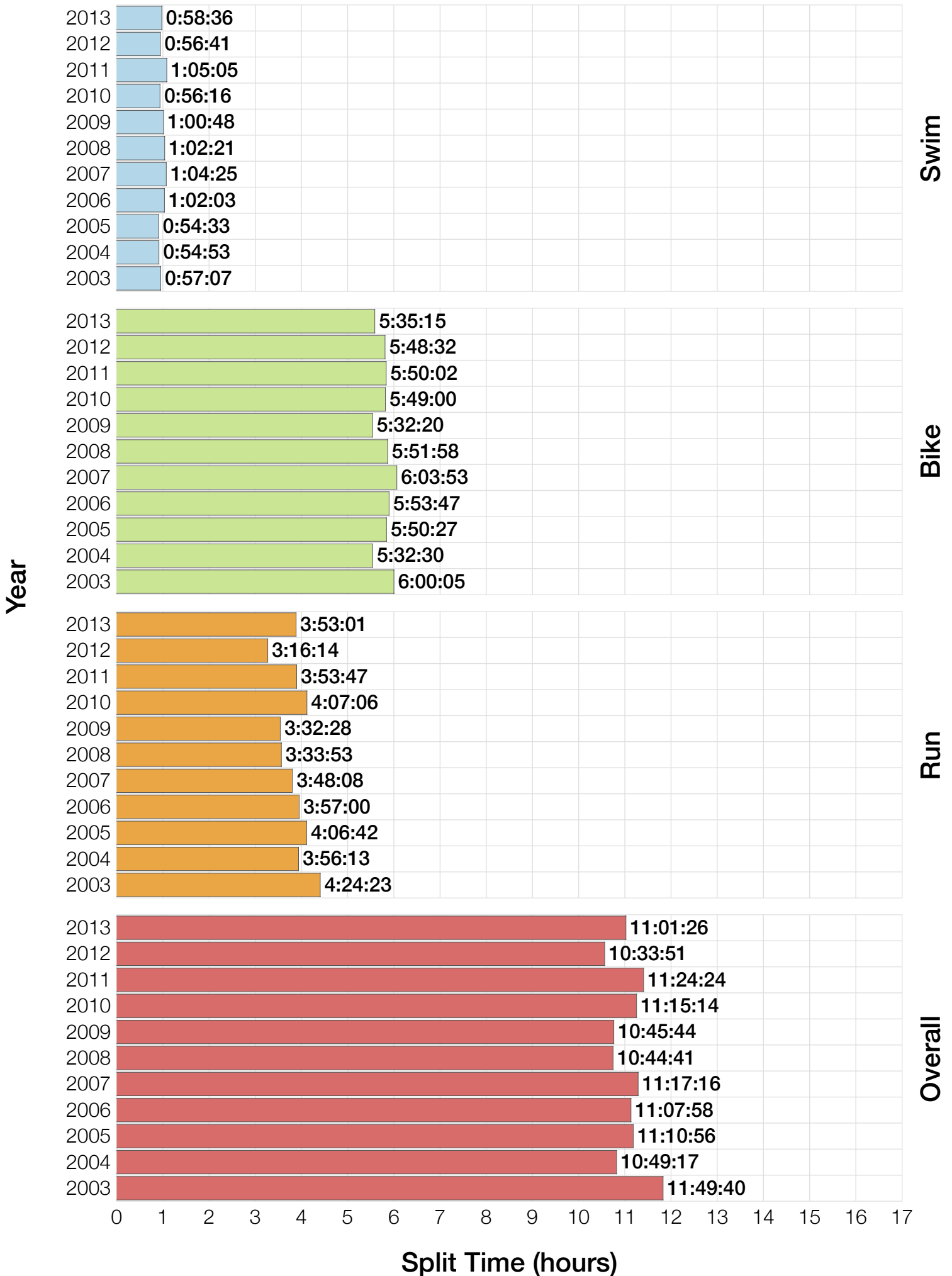
F45-49 Overall



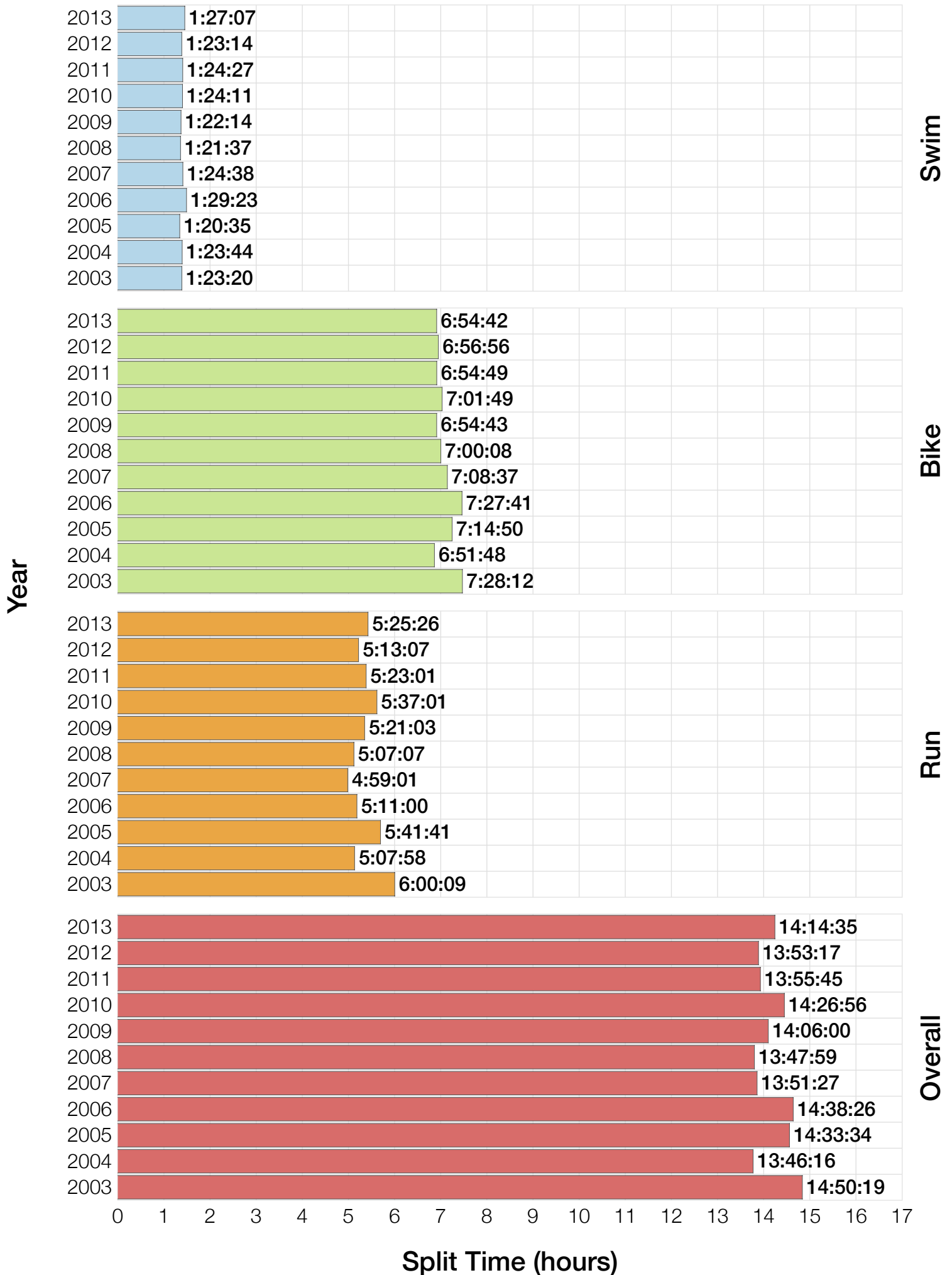
F45-49 Overall



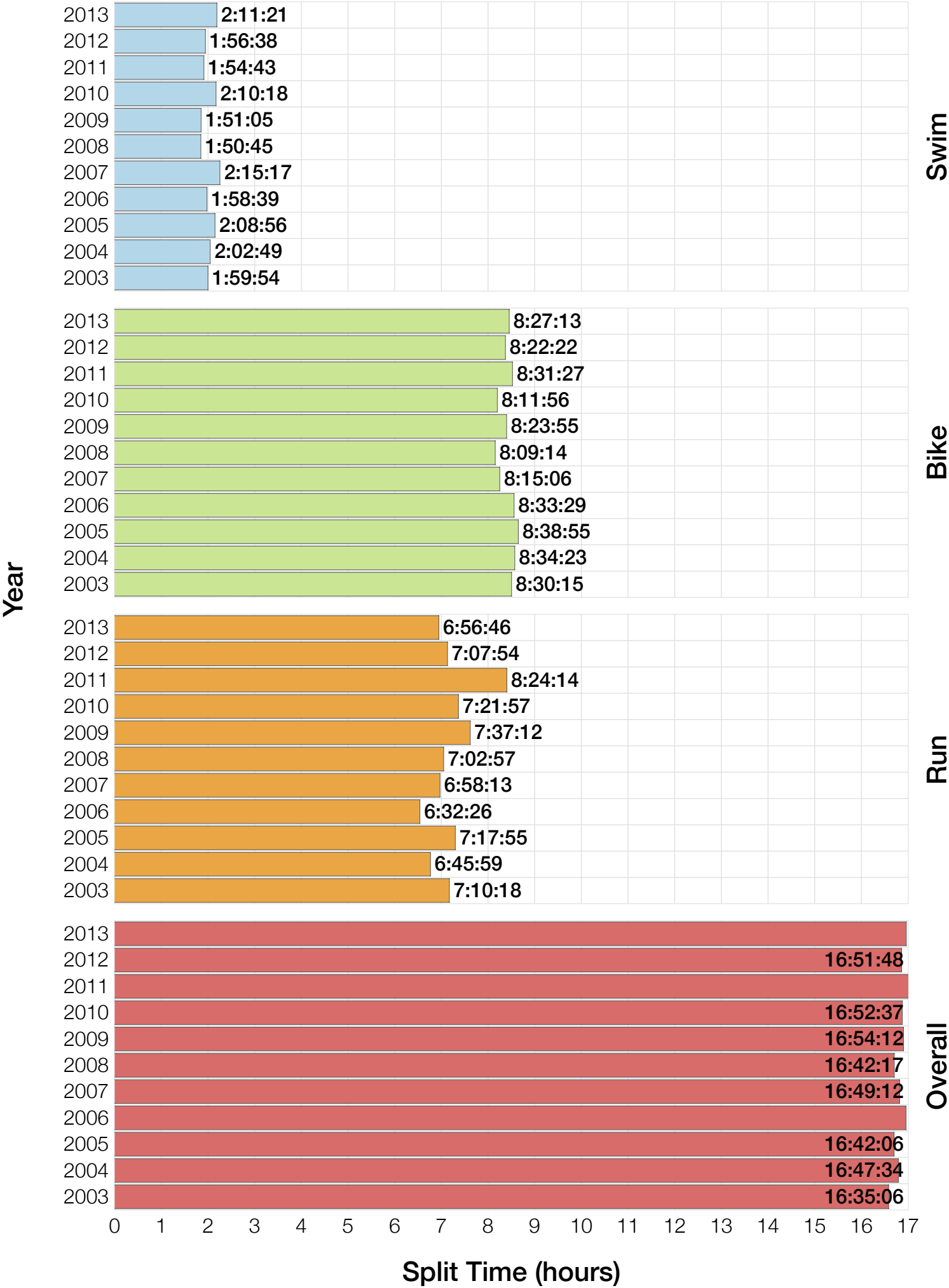
F45-49 Fastest Splits



F45-49 Median Splits



F45-49 Slowest Splits



F45-49 Top 10 and Kona Times and Splits

Summary Statistics

| Position | Swim Time | Bike Time | Run Time | Overall Time |
|-----------------------------------|----------------|----------------|----------------|-----------------|
| Average Male Winner | 0:52:37 | 4:48:21 | 3:01:08 | 8:48:40 |
| Average Female Winner | 0:55:21 | 5:23:49 | 3:21:27 | 9:47:35 |
| Average 1st Age Grouper | 1:09:51 | 5:50:36 | 3:54:41 | 11:05:29 |
| Average 2nd Age Grouper | 1:08:32 | 6:00:47 | 4:19:02 | 11:39:42 |
| Average 3rd Age Grouper | 1:11:25 | 6:13:48 | 4:15:04 | 11:52:49 |
| Average 4th Age Grouper | 1:10:25 | 6:11:41 | 4:26:58 | 12:02:04 |
| Average 5th Age Grouper | 1:13:30 | 6:19:49 | 4:26:04 | 12:13:13 |
| Average 6th Age Grouper | 1:19:26 | 6:21:54 | 4:26:18 | 12:21:40 |
| Average 7th Age Grouper | 1:13:52 | 6:22:48 | 4:42:03 | 12:32:38 |
| Average 8th Age Grouper | 1:16:56 | 6:32:53 | 4:33:28 | 12:39:33 |
| Average 9th Age Grouper | 1:20:26 | 6:38:54 | 4:31:37 | 12:46:50 |
| Average 10th Age Grouper | 1:17:05 | 6:26:19 | 4:56:24 | 12:55:18 |
| Kona Qualifier Average | 1:09:12 | 5:55:42 | 4:06:52 | 11:22:35 |
| Top 10 Age Grouper Average | 1:14:09 | 6:17:57 | 4:27:10 | 12:12:55 |

Wisconsin 2013

| Position | Swim Time | Bike Time | Run Time | Overall Time |
|-----------------------------------|----------------|----------------|----------------|-----------------|
| Male Winner | 0:52:38 | 4:34:58 | 3:06:09 | 8:40:15 |
| Female Winner | 0:57:00 | 5:27:30 | 3:16:03 | 9:47:07 |
| 1st Age Grouper | 1:21:57 | 5:35:15 | 3:56:00 | 11:01:26 |
| 2nd Age Grouper | 1:09:47 | 5:51:49 | 4:03:37 | 11:15:13 |
| 3rd Age Grouper | 1:15:29 | 5:58:15 | 3:53:01 | 11:20:25 |
| 4th Age Grouper | 0:58:36 | 6:06:57 | 4:07:38 | 11:23:48 |
| 5th Age Grouper | 1:17:16 | 5:58:56 | 4:06:55 | 11:32:54 |
| 6th Age Grouper | 1:18:01 | 6:09:25 | 4:00:34 | 11:39:19 |
| 7th Age Grouper | 1:12:51 | 6:20:23 | 4:35:08 | 12:20:34 |
| 8th Age Grouper | 1:17:51 | 6:28:49 | 4:23:47 | 12:25:35 |
| 9th Age Grouper | 1:21:39 | 6:35:27 | 4:15:10 | 12:25:53 |
| 10th Age Grouper | 1:10:48 | 5:56:50 | 5:10:38 | 12:28:44 |
| Kona Qualifier Average | 1:15:52 | 5:43:32 | 3:59:48 | 11:08:19 |
| Top 10 Age Grouper Average | 1:14:25 | 6:06:12 | 4:15:14 | 11:47:23 |

Wisconsin 2012

| Position | Swim Time | Bike Time | Run Time | Overall Time |
|-----------------------------------|----------------|----------------|----------------|-----------------|
| Male Winner | 0:52:13 | 4:37:59 | 2:56:33 | 8:32:51 |
| Female Winner | 1:00:41 | 5:27:30 | 2:59:33 | 9:34:35 |
| 1st Age Grouper | 1:16:08 | 5:48:32 | 3:16:14 | 10:33:51 |
| 2nd Age Grouper | 1:03:56 | 5:59:00 | 3:46:38 | 10:59:07 |
| 3rd Age Grouper | 0:56:41 | 5:54:22 | 4:01:26 | 11:03:42 |
| 4th Age Grouper | 1:05:12 | 5:54:14 | 3:55:58 | 11:12:34 |
| 5th Age Grouper | 1:13:25 | 6:17:54 | 3:51:05 | 11:35:37 |
| 6th Age Grouper | 1:02:15 | 6:19:33 | 4:01:25 | 11:36:04 |
| 7th Age Grouper | 1:05:45 | 6:18:40 | 4:05:31 | 11:43:50 |
| 8th Age Grouper | 1:16:47 | 6:18:47 | 4:01:35 | 11:49:37 |
| 9th Age Grouper | 1:10:27 | 6:11:15 | 4:15:56 | 11:54:26 |
| 10th Age Grouper | 1:23:25 | 6:11:18 | 4:14:06 | 12:01:12 |
| Kona Qualifier Average | 1:10:02 | 5:53:46 | 3:31:26 | 10:46:29 |
| Top 10 Age Grouper Average | 1:09:24 | 6:07:21 | 3:56:59 | 11:27:00 |

Wisconsin 2011

| Position | Swim Time | Bike Time | Run Time | Overall Time |
|----------------------------|-----------|-----------|----------|--------------|
| Male Winner | 0:55:09 | 4:51:17 | 2:53:06 | 8:45:18 |
| Female Winner | 1:04:57 | 5:15:38 | 3:13:39 | 9:41:03 |
| 1st Age Grouper | 1:10:34 | 5:50:02 | 4:13:53 | 11:24:24 |
| 2nd Age Grouper | 1:13:01 | 6:01:49 | 4:01:12 | 11:27:01 |
| 3rd Age Grouper | 1:07:57 | 5:57:42 | 4:12:47 | 11:30:14 |
| 4th Age Grouper | 1:08:49 | 5:57:10 | 4:18:28 | 11:35:37 |
| 5th Age Grouper | 1:06:02 | 6:05:41 | 4:15:29 | 11:39:14 |
| 6th Age Grouper | 1:17:14 | 5:59:09 | 4:18:47 | 11:46:40 |
| 7th Age Grouper | 1:20:20 | 6:20:31 | 3:53:47 | 11:46:42 |
| 8th Age Grouper | 1:11:48 | 6:09:36 | 4:32:01 | 12:08:59 |
| 9th Age Grouper | 1:24:16 | 6:29:00 | 4:11:32 | 12:19:21 |
| 10th Age Grouper | 1:15:57 | 6:11:59 | 4:40:53 | 12:20:58 |
| Kona Qualifier Average | 1:11:47 | 5:55:55 | 4:07:32 | 11:25:42 |
| Top 10 Age Grouper Average | 1:13:35 | 6:06:15 | 4:15:52 | 11:47:55 |

Wisconsin 2010

| Position | Swim Time | Bike Time | Run Time | Overall Time |
|----------------------------|-----------|-----------|----------|--------------|
| Male Winner | 0:50:05 | 4:46:54 | 2:54:51 | 8:38:32 |
| Female Winner | 0:53:35 | 5:12:50 | 3:14:22 | 9:27:26 |
| 1st Age Grouper | 0:56:16 | 5:56:31 | 4:12:45 | 11:15:14 |
| 2nd Age Grouper | 1:19:25 | 6:01:50 | 4:17:16 | 11:49:09 |
| 3rd Age Grouper | 1:08:04 | 6:08:43 | 4:23:12 | 11:49:09 |
| 4th Age Grouper | 1:19:20 | 6:01:16 | 4:14:51 | 11:50:00 |
| 5th Age Grouper | 1:06:14 | 6:05:52 | 4:37:20 | 12:03:11 |
| 6th Age Grouper | 1:14:40 | 6:09:07 | 4:25:31 | 12:04:09 |
| 7th Age Grouper | 1:09:57 | 6:13:53 | 4:32:32 | 12:06:04 |
| 8th Age Grouper | 1:11:46 | 6:19:22 | 4:22:43 | 12:06:32 |
| 9th Age Grouper | 1:16:09 | 6:33:52 | 4:07:06 | 12:11:44 |
| 10th Age Grouper | 1:26:23 | 5:49:00 | 4:53:59 | 12:28:23 |
| Kona Qualifier Average | 1:07:50 | 5:59:10 | 4:15:00 | 11:32:11 |
| Top 10 Age Grouper Average | 1:12:49 | 6:07:56 | 4:24:43 | 11:58:21 |

Wisconsin 2009

| Position | Swim Time | Bike Time | Run Time | Overall Time |
|----------------------------|-----------|-----------|----------|--------------|
| Male Winner | 0:49:40 | 4:47:43 | 3:00:50 | 8:45:19 |
| Female Winner | 0:56:16 | 5:13:22 | 3:27:15 | 9:43:59 |
| 1st Age Grouper | 1:14:05 | 5:47:43 | 3:32:28 | 10:45:44 |
| 2nd Age Grouper | 1:06:48 | 5:32:20 | 4:30:56 | 11:19:40 |
| 3rd Age Grouper | 1:00:48 | 5:43:37 | 4:28:19 | 11:23:32 |
| 4th Age Grouper | 1:11:28 | 6:02:07 | 4:21:15 | 11:43:58 |
| 5th Age Grouper | 1:13:35 | 6:08:20 | 4:14:22 | 11:48:37 |
| 6th Age Grouper | 1:21:45 | 5:55:02 | 4:19:58 | 11:51:22 |
| 7th Age Grouper | 1:04:01 | 6:18:09 | 4:19:54 | 11:55:27 |
| 8th Age Grouper | 1:31:03 | 6:17:08 | 4:03:17 | 12:02:27 |
| 9th Age Grouper | 1:05:50 | 5:54:49 | 4:55:50 | 12:07:11 |
| 10th Age Grouper | 1:13:35 | 5:43:29 | 4:59:50 | 12:09:42 |
| Kona Qualifier Average | 1:10:26 | 5:40:01 | 4:01:42 | 11:02:42 |
| Top 10 Age Grouper Average | 1:12:17 | 5:56:16 | 4:22:36 | 11:42:46 |

Wisconsin 2008

| Position | Swim Time | Bike Time | Run Time | Overall Time |
|-----------------------------------|----------------|----------------|----------------|-----------------|
| Male Winner | 0:51:52 | 4:48:40 | 2:56:39 | 8:43:29 |
| Female Winner | 0:52:11 | 5:21:49 | 3:26:24 | 9:47:25 |
| 1st Age Grouper | 1:08:56 | 5:51:58 | 3:33:53 | 10:44:41 |
| 2nd Age Grouper | 1:14:16 | 5:55:17 | 4:13:25 | 11:36:53 |
| 3rd Age Grouper | 1:10:58 | 6:16:22 | 4:12:25 | 11:53:17 |
| 4th Age Grouper | 1:16:26 | 6:13:47 | 4:30:38 | 12:16:36 |
| 5th Age Grouper | 1:17:45 | 6:41:20 | 4:04:31 | 12:18:28 |
| 6th Age Grouper | 1:16:45 | 6:17:24 | 4:32:51 | 12:20:48 |
| 7th Age Grouper | 1:09:40 | 6:01:10 | 5:03:48 | 12:26:30 |
| 8th Age Grouper | 1:02:27 | 6:45:00 | 4:24:45 | 12:29:32 |
| 9th Age Grouper | 1:22:23 | 6:59:27 | 3:56:43 | 12:33:35 |
| 10th Age Grouper | 1:04:20 | 6:45:25 | 4:30:36 | 12:35:58 |
| Kona Qualifier Average | 1:11:36 | 5:53:37 | 3:53:39 | 11:10:47 |
| Top 10 Age Grouper Average | 1:12:23 | 6:22:43 | 4:18:21 | 12:07:37 |

Wisconsin 2007

| Position | Swim Time | Bike Time | Run Time | Overall Time |
|-----------------------------------|----------------|----------------|----------------|-----------------|
| Male Winner | 0:54:09 | 4:47:27 | 3:03:22 | 8:52:49 |
| Female Winner | 0:53:59 | 5:22:07 | 3:14:45 | 9:37:03 |
| 1st Age Grouper | 1:08:52 | 6:09:51 | 3:48:08 | 11:17:16 |
| 2nd Age Grouper | 1:08:06 | 6:12:31 | 4:05:36 | 11:36:31 |
| 3rd Age Grouper | 1:09:20 | 6:27:55 | 4:01:11 | 11:51:00 |
| 4th Age Grouper | 1:12:29 | 6:16:11 | 4:13:05 | 11:51:24 |
| 5th Age Grouper | 1:13:21 | 6:22:57 | 4:11:29 | 12:03:44 |
| 6th Age Grouper | 1:22:03 | 6:03:53 | 4:32:10 | 12:09:21 |
| 7th Age Grouper | 1:09:29 | 6:27:55 | 4:24:32 | 12:15:40 |
| 8th Age Grouper | 1:04:25 | 6:30:44 | 4:27:10 | 12:16:07 |
| 9th Age Grouper | 1:18:19 | 6:29:30 | 4:25:02 | 12:23:01 |
| 10th Age Grouper | 1:22:36 | 6:44:21 | 4:02:20 | 12:23:18 |
| Kona Qualifier Average | 1:08:29 | 6:11:11 | 3:56:52 | 11:26:53 |
| Top 10 Age Grouper Average | 1:12:54 | 6:22:34 | 4:13:04 | 12:00:44 |

Wisconsin 2006

| Position | Swim Time | Bike Time | Run Time | Overall Time |
|-----------------------------------|----------------|----------------|----------------|-----------------|
| Male Winner | 0:57:34 | 5:05:18 | 2:57:56 | 9:07:24 |
| Female Winner | 0:57:40 | 5:32:37 | 3:24:08 | 10:01:22 |
| 1st Age Grouper | 1:02:03 | 5:53:47 | 4:00:59 | 11:07:58 |
| 2nd Age Grouper | 1:05:47 | 6:36:12 | 3:57:00 | 11:55:14 |
| 3rd Age Grouper | 1:18:49 | 6:19:27 | 4:11:11 | 12:06:19 |
| 4th Age Grouper | 1:09:28 | 6:45:26 | 4:21:01 | 12:33:22 |
| 5th Age Grouper | 1:22:11 | 6:33:20 | 4:40:47 | 12:53:44 |
| 6th Age Grouper | 1:29:22 | 6:21:51 | 4:54:59 | 13:05:33 |
| 7th Age Grouper | 1:24:00 | 6:34:27 | 4:43:43 | 13:08:49 |
| 8th Age Grouper | 1:27:36 | 6:57:19 | 4:26:07 | 13:15:36 |
| 9th Age Grouper | 1:26:25 | 6:53:45 | 4:34:26 | 13:16:28 |
| 10th Age Grouper | 1:18:29 | 6:49:35 | 4:57:06 | 13:20:37 |
| Kona Qualifier Average | 1:03:55 | 6:14:59 | 3:58:59 | 11:31:36 |
| Top 10 Age Grouper Average | 1:18:25 | 6:34:30 | 4:28:43 | 12:40:22 |

Wisconsin 2005

| Position | Swim Time | Bike Time | Run Time | Overall Time |
|-----------------------------------|----------------|----------------|----------------|-----------------|
| Male Winner | 0:53:17 | 4:56:11 | 3:05:25 | 9:01:34 |
| Female Winner | 0:50:52 | 5:30:27 | 3:43:19 | 10:11:22 |
| 1st Age Grouper | 1:03:41 | 5:50:27 | 4:06:42 | 11:10:56 |
| 2nd Age Grouper | 1:15:30 | 6:15:52 | 4:18:53 | 11:59:39 |
| 3rd Age Grouper | 1:06:09 | 6:32:02 | 4:30:19 | 12:18:03 |
| 4th Age Grouper | 1:19:47 | 6:24:23 | 4:31:36 | 12:26:55 |
| 5th Age Grouper | 1:14:03 | 6:23:50 | 4:35:43 | 12:27:39 |
| 6th Age Grouper | 1:28:11 | 6:49:47 | 4:25:12 | 12:59:21 |
| 7th Age Grouper | 0:54:33 | 6:42:54 | 5:30:34 | 13:18:48 |
| 8th Age Grouper | 1:18:44 | 6:42:30 | 5:04:22 | 13:22:15 |
| 9th Age Grouper | 1:15:52 | 7:15:45 | 5:00:07 | 13:46:28 |
| 10th Age Grouper | 1:32:01 | 6:19:15 | 5:44:04 | 13:49:43 |
| Kona Qualifier Average | 1:09:35 | 6:03:09 | 4:12:47 | 11:35:17 |
| Top 10 Age Grouper Average | 1:14:51 | 6:31:40 | 4:46:45 | 12:45:58 |

Wisconsin 2004

| Position | Swim Time | Bike Time | Run Time | Overall Time |
|-----------------------------------|----------------|----------------|----------------|-----------------|
| Male Winner | 0:51:55 | 4:49:01 | 3:05:11 | 8:52:33 |
| Female Winner | 0:49:57 | 5:35:28 | 3:31:59 | 10:05:40 |
| 1st Age Grouper | 1:10:43 | 5:32:30 | 3:56:13 | 10:49:17 |
| 2nd Age Grouper | 1:00:15 | 5:36:53 | 4:22:47 | 11:10:58 |
| 3rd Age Grouper | 1:09:13 | 6:10:08 | 4:14:11 | 11:46:54 |
| 4th Age Grouper | 1:10:22 | 6:03:51 | 4:21:59 | 11:48:50 |
| 5th Age Grouper | 1:17:09 | 6:10:04 | 4:20:15 | 12:00:21 |
| 6th Age Grouper | 1:17:12 | 6:27:36 | 4:19:34 | 12:15:28 |
| 7th Age Grouper | 1:20:49 | 5:49:29 | 4:51:54 | 12:16:58 |
| 8th Age Grouper | 1:23:23 | 6:49:49 | 4:07:11 | 12:37:35 |
| 9th Age Grouper | 1:37:53 | 6:24:58 | 4:18:42 | 12:46:46 |
| 10th Age Grouper | 1:11:20 | 6:45:22 | 4:41:04 | 12:52:04 |
| Kona Qualifier Average | 1:05:29 | 5:34:41 | 4:09:30 | 11:00:07 |
| Top 10 Age Grouper Average | 1:15:49 | 6:11:04 | 4:21:23 | 12:02:31 |

Wisconsin 2003

| Position | Swim Time | Bike Time | Run Time | Overall Time |
|-----------------------------------|----------------|----------------|----------------|-----------------|
| Male Winner | 0:50:23 | 4:46:23 | 3:12:32 | 8:55:26 |
| Female Winner | 0:51:45 | 5:22:48 | 3:24:30 | 9:46:28 |
| 1st Age Grouper | 1:15:11 | 6:00:05 | 4:24:23 | 11:49:40 |
| 2nd Age Grouper | 0:57:07 | 6:05:13 | 5:52:06 | 13:07:19 |
| 3rd Age Grouper | 1:42:13 | 7:03:21 | 4:37:52 | 13:38:26 |
| 4th Age Grouper | 1:02:38 | 6:23:18 | 6:00:09 | 13:39:50 |
| 5th Age Grouper | 1:07:36 | 6:49:55 | 5:48:58 | 14:01:59 |
| 6th Age Grouper | 1:26:24 | 7:28:12 | 4:58:24 | 14:10:17 |
| 7th Age Grouper | 1:41:08 | 7:03:22 | 5:41:18 | 14:39:43 |
| 8th Age Grouper | 1:20:33 | 6:42:42 | 6:15:19 | 14:40:48 |
| 9th Age Grouper | 1:25:34 | 7:20:07 | 5:47:19 | 14:50:19 |
| 10th Age Grouper | 1:09:07 | 7:32:56 | 6:25:48 | 15:37:44 |
| Kona Qualifier Average | 1:06:09 | 6:02:39 | 5:08:14 | 12:28:29 |
| Top 10 Age Grouper Average | 1:18:45 | 6:50:55 | 5:35:09 | 14:01:36 |