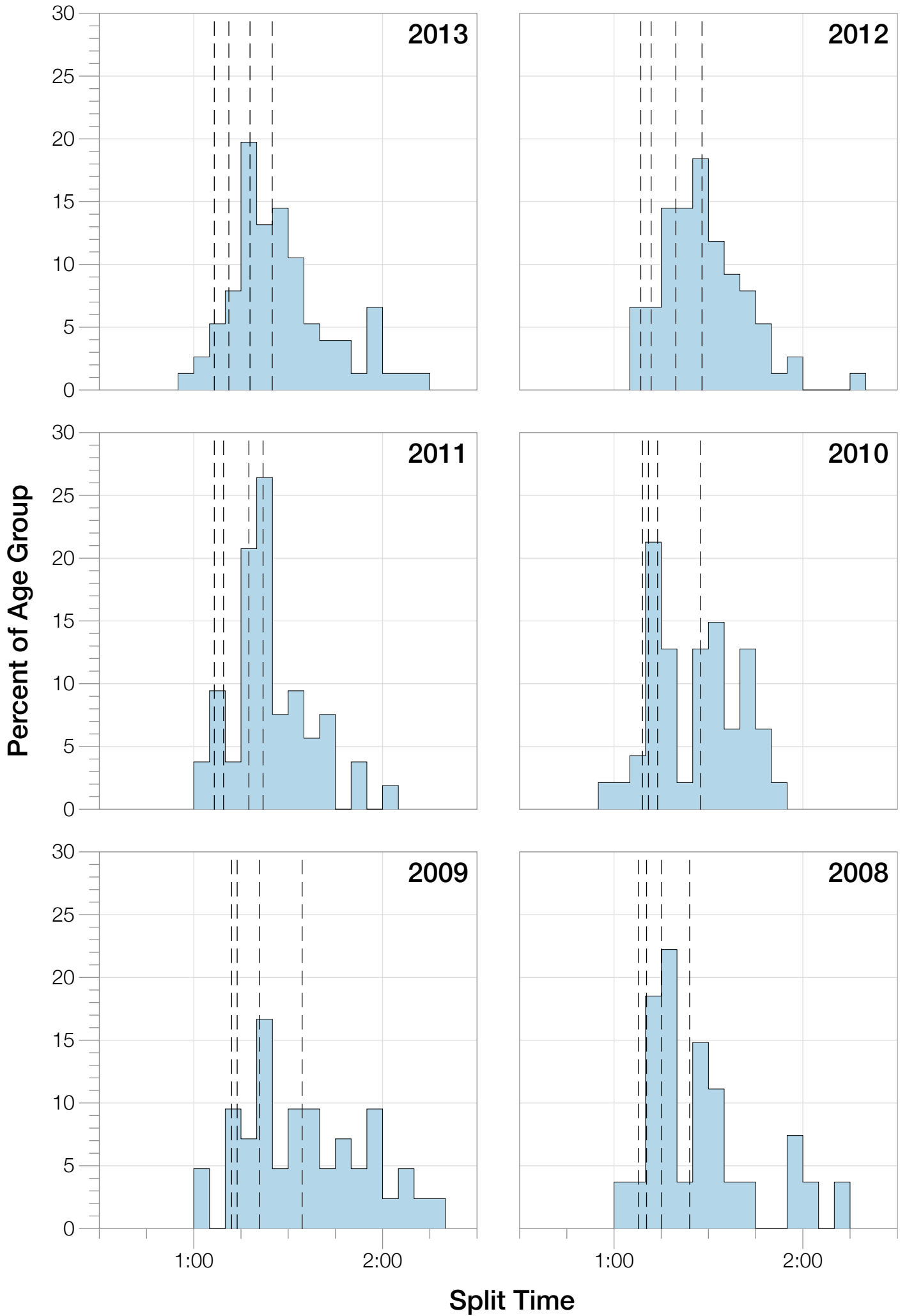


Ironman Florida F50-54 Stats

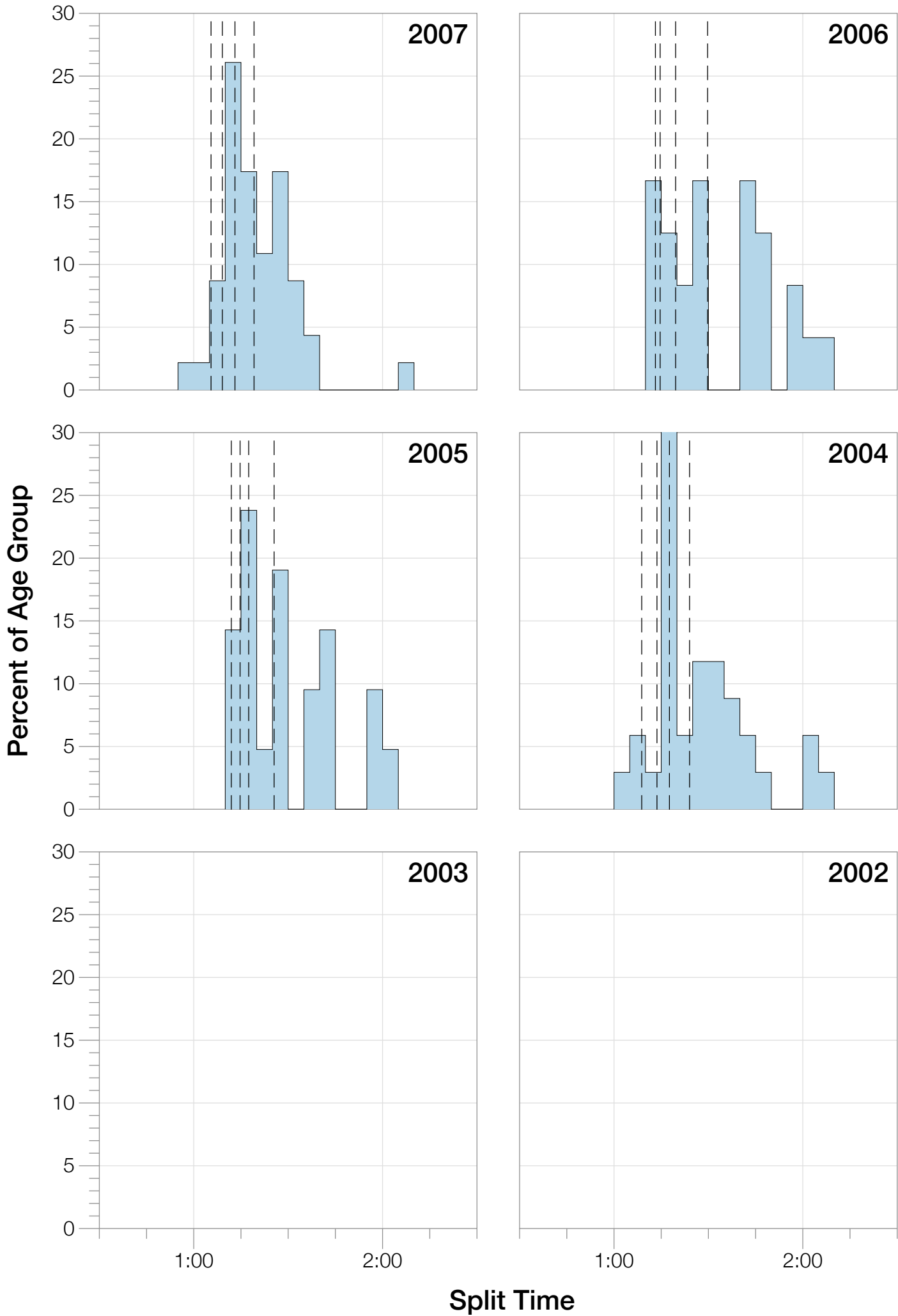
F50-54 Summary Statistics

| Year | Finishers | F50-54 Finishers | Male Winner's Time | Female Winner's Time | F50-54 Winner's Time |
|----------------|------------------|-------------------------|---------------------------|-----------------------------|-----------------------------|
| 2004 | 2033 | 34 | 8:31:07 | 9:28:54 | 11:16:42 |
| 2005 | 1935 | 21 | 8:28:26 | 9:33:09 | 10:57:41 |
| 2006 | 2108 | 24 | 8:22:44 | 9:28:28 | 11:02:02 |
| 2007 | 2184 | 46 | 8:21:29 | 9:05:35 | 10:45:37 |
| 2008 | 2184 | 27 | 8:07:59 | 9:07:48 | 10:22:54 |
| 2009 | 2312 | 42 | 8:24:29 | 9:08:38 | 10:27:25 |
| 2010 | 2300 | 47 | 8:15:59 | 9:07:49 | 11:22:57 |
| 2011 | 2354 | 53 | 7:59:42 | 8:55:10 | 11:07:34 |
| 2012 | 2427 | 76 | 8:06:17 | 8:51:35 | 10:52:16 |
| 2013 | 2701 | 77 | 7:53:12 | 8:43:07 | 10:08:37 |
| Average | 2254 | 45 | 8:15:08 | 9:09:01 | 10:50:22 |

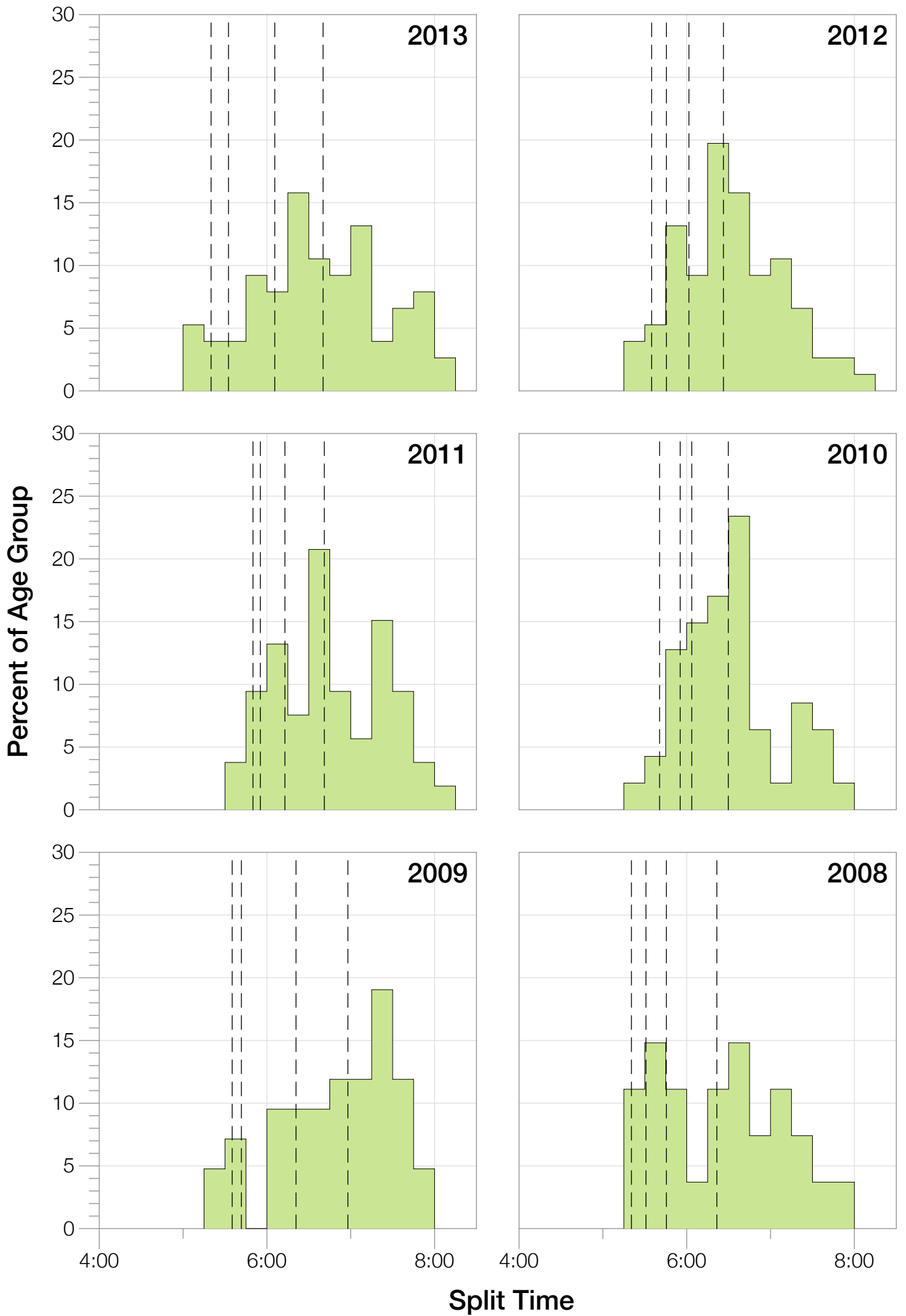
F50-54 Swim



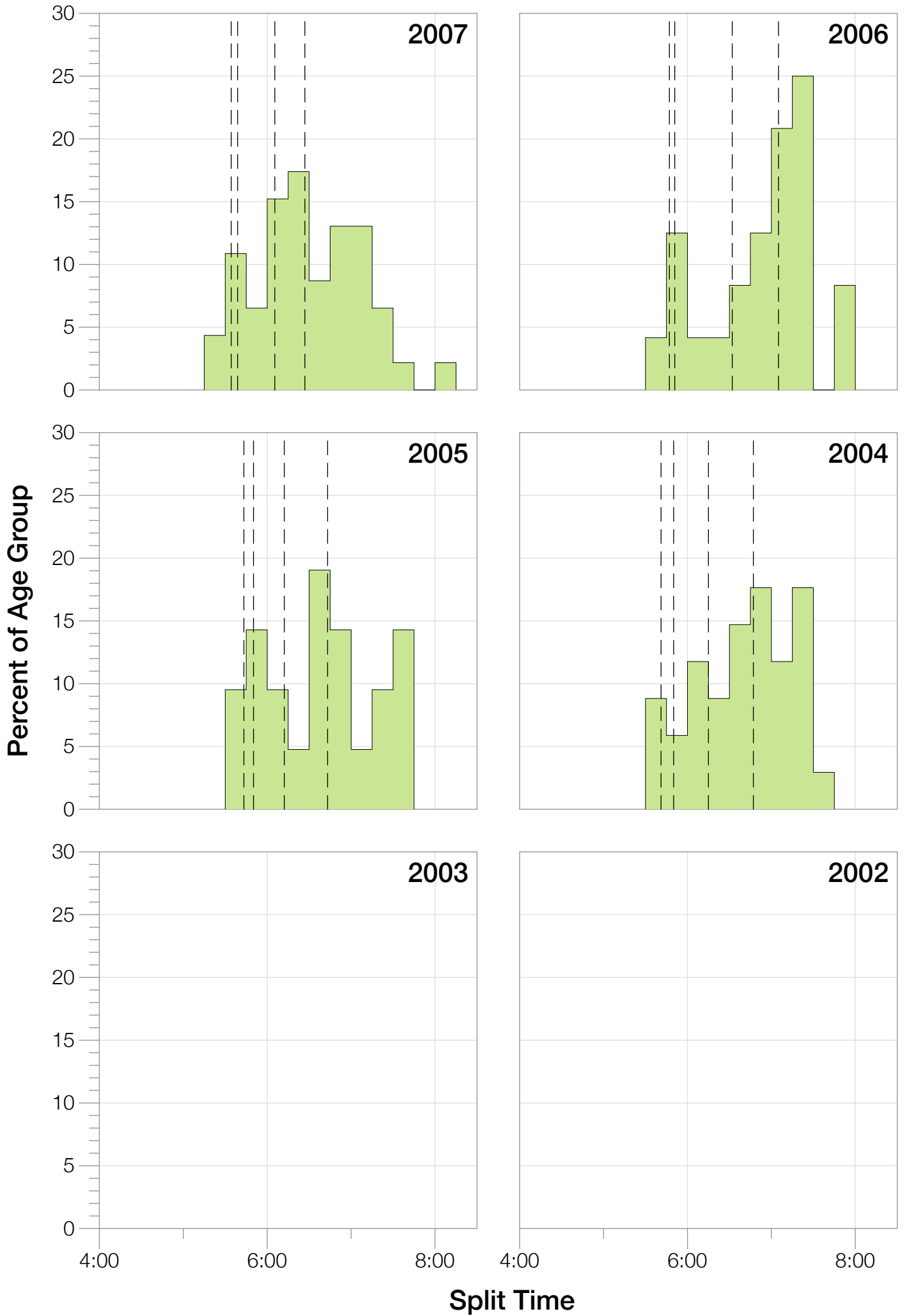
F50-54 Swim



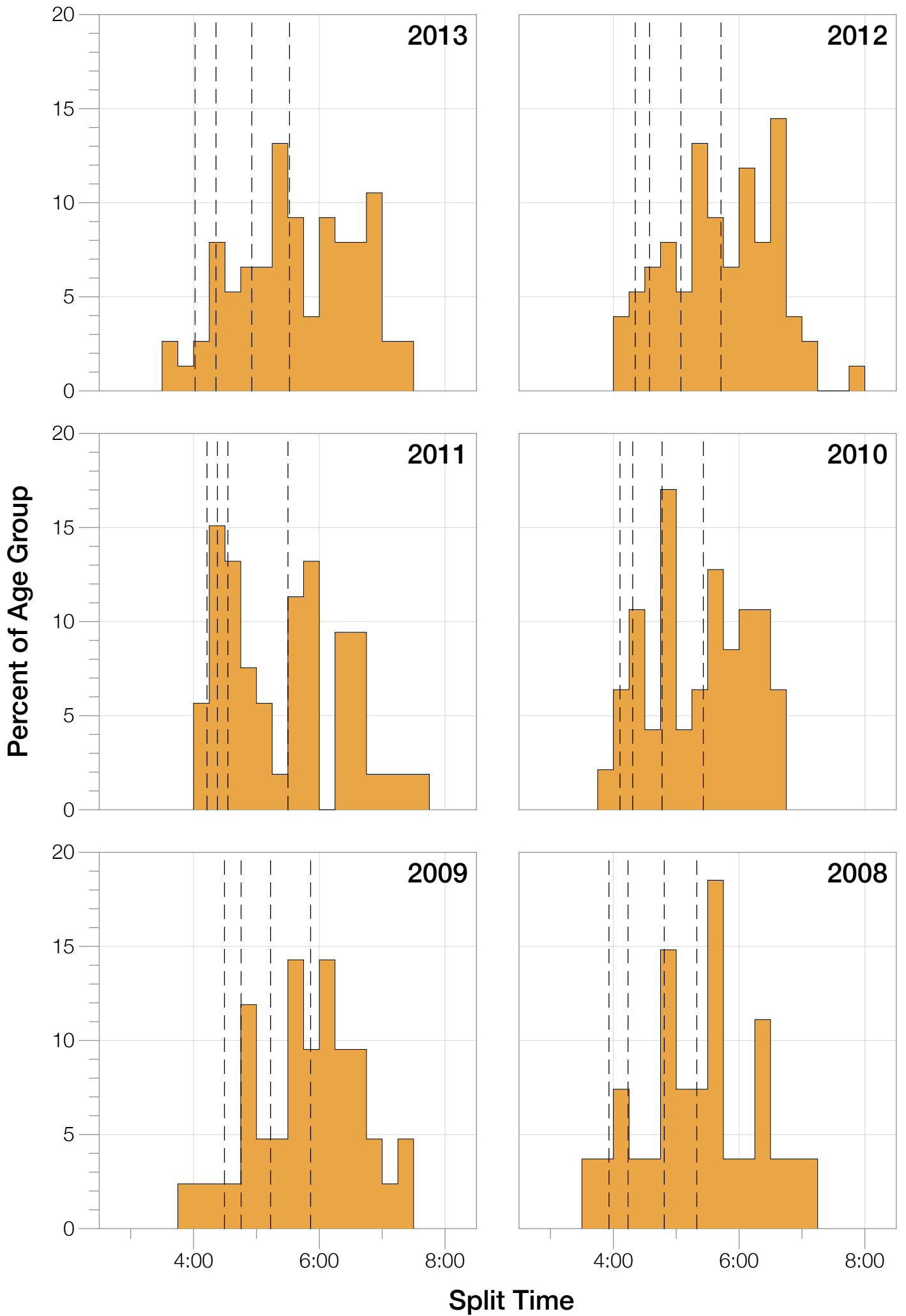
F50-54 Bike



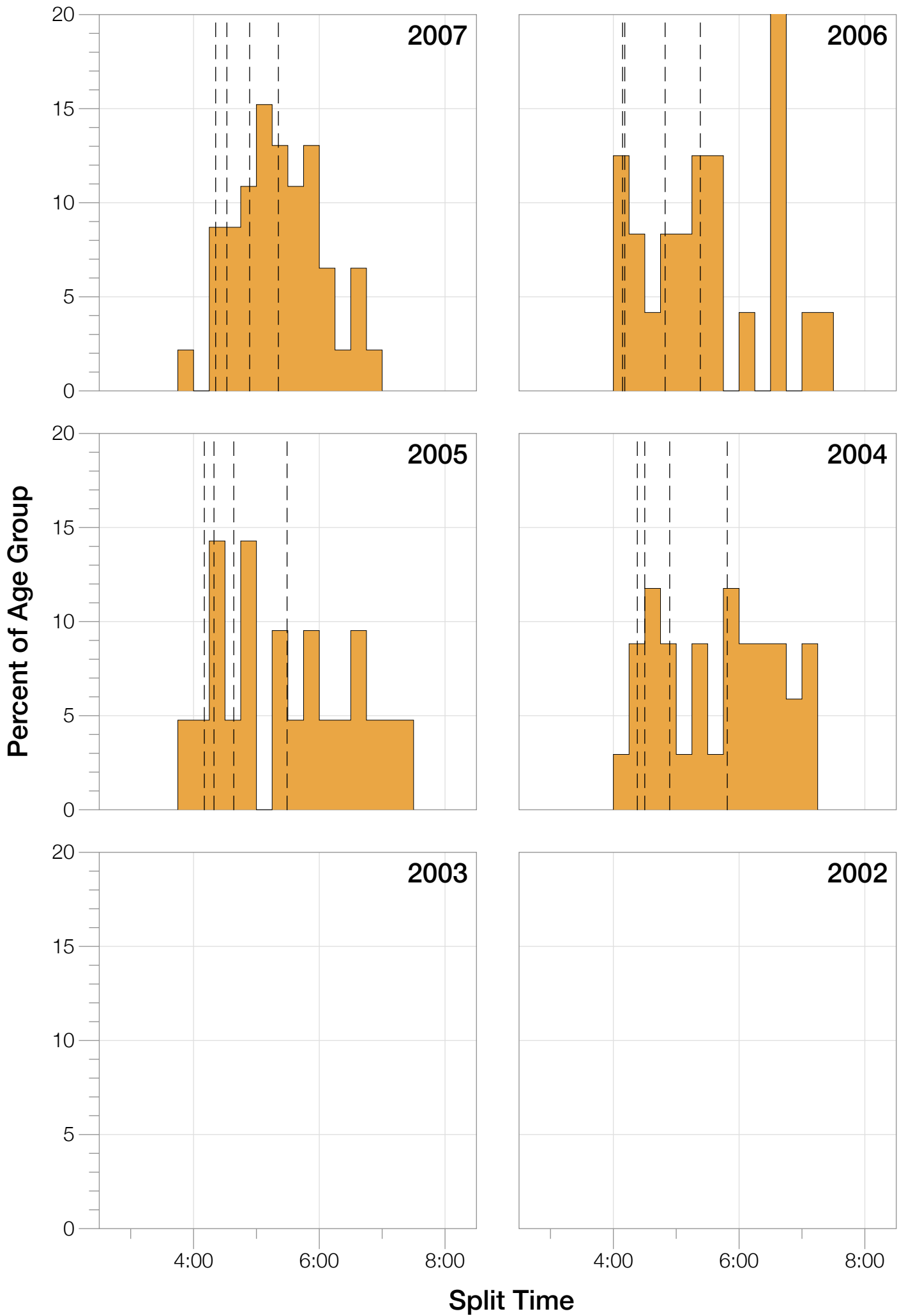
F50-54 Bike



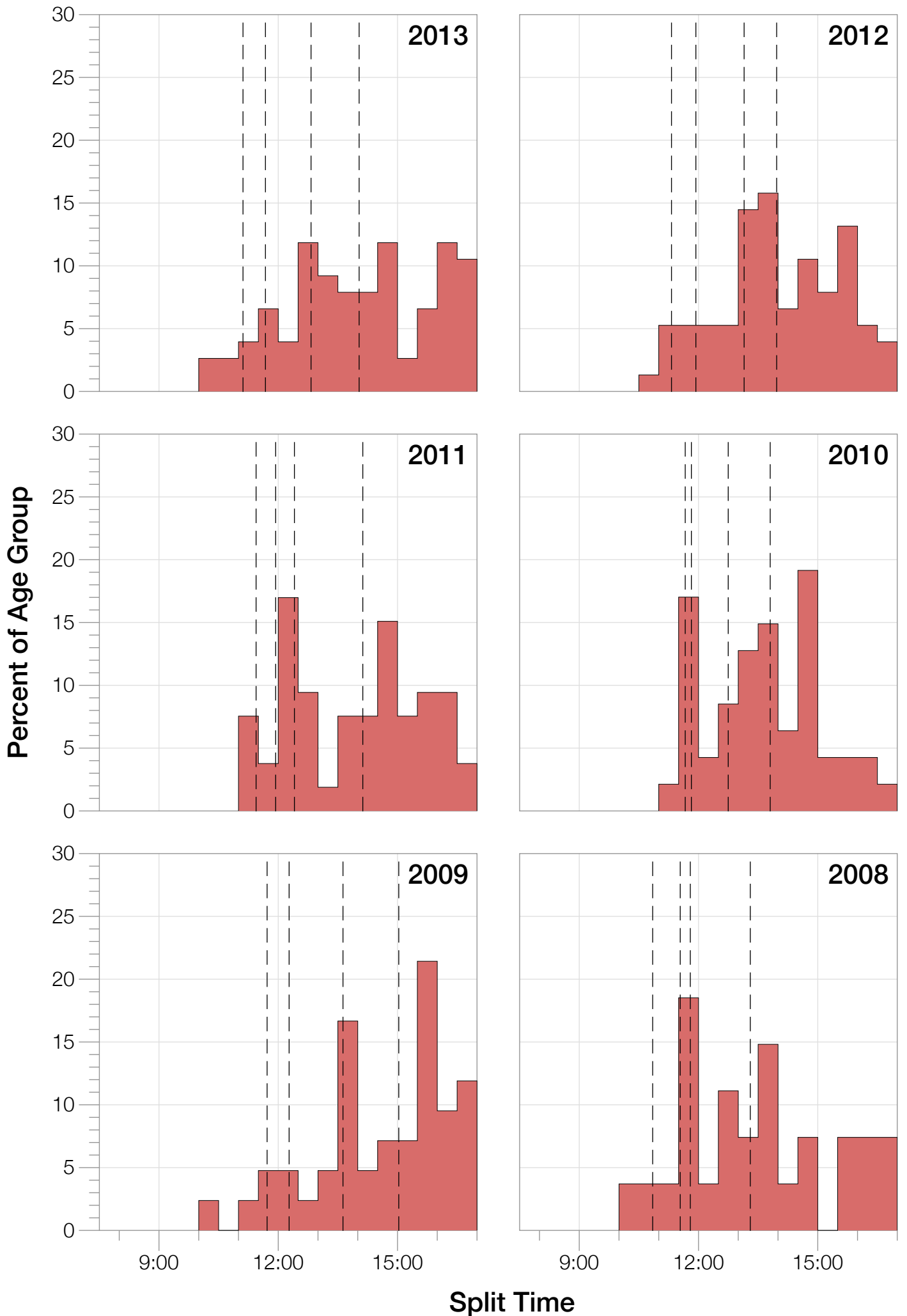
F50-54 Run



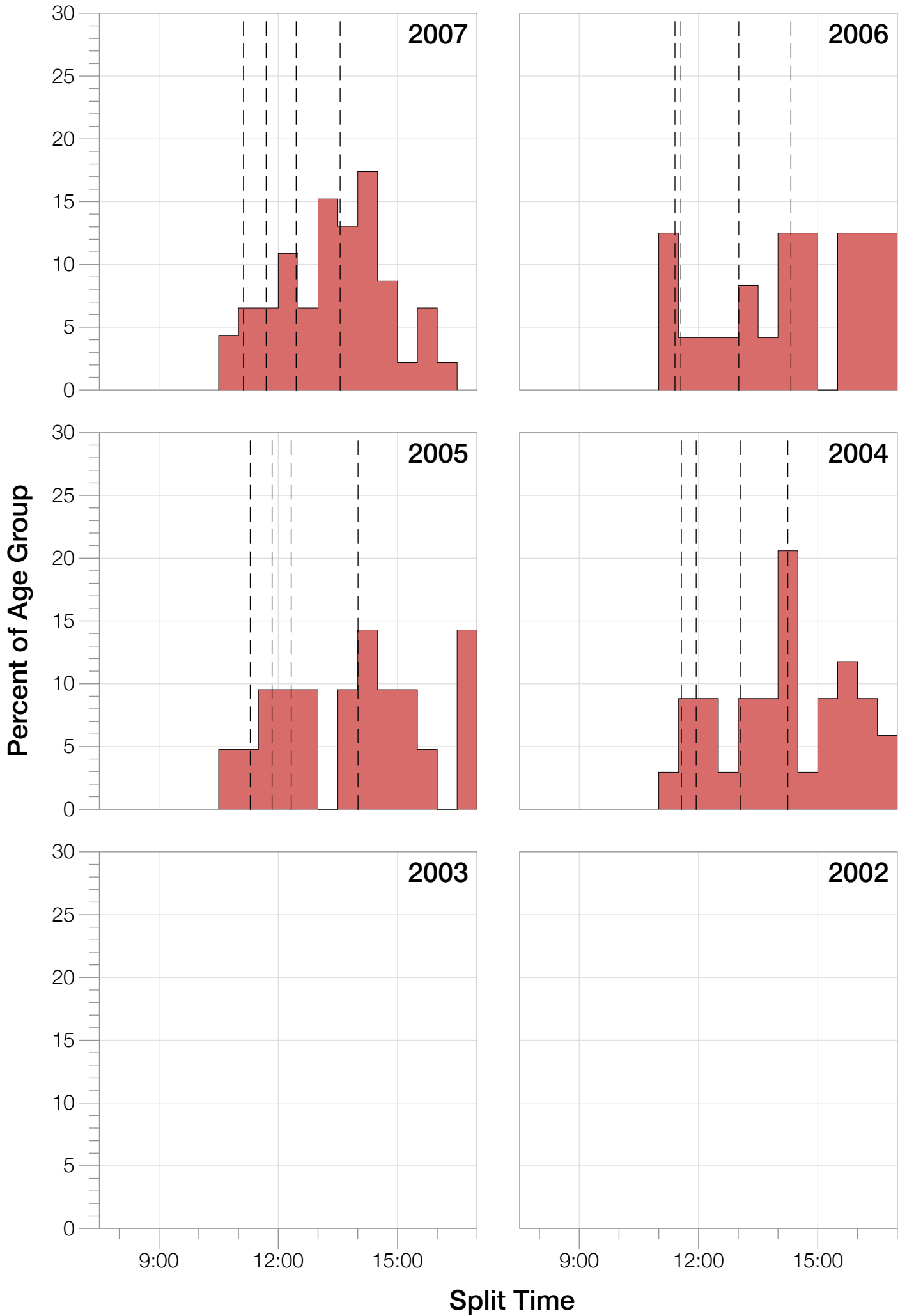
F50-54 Run



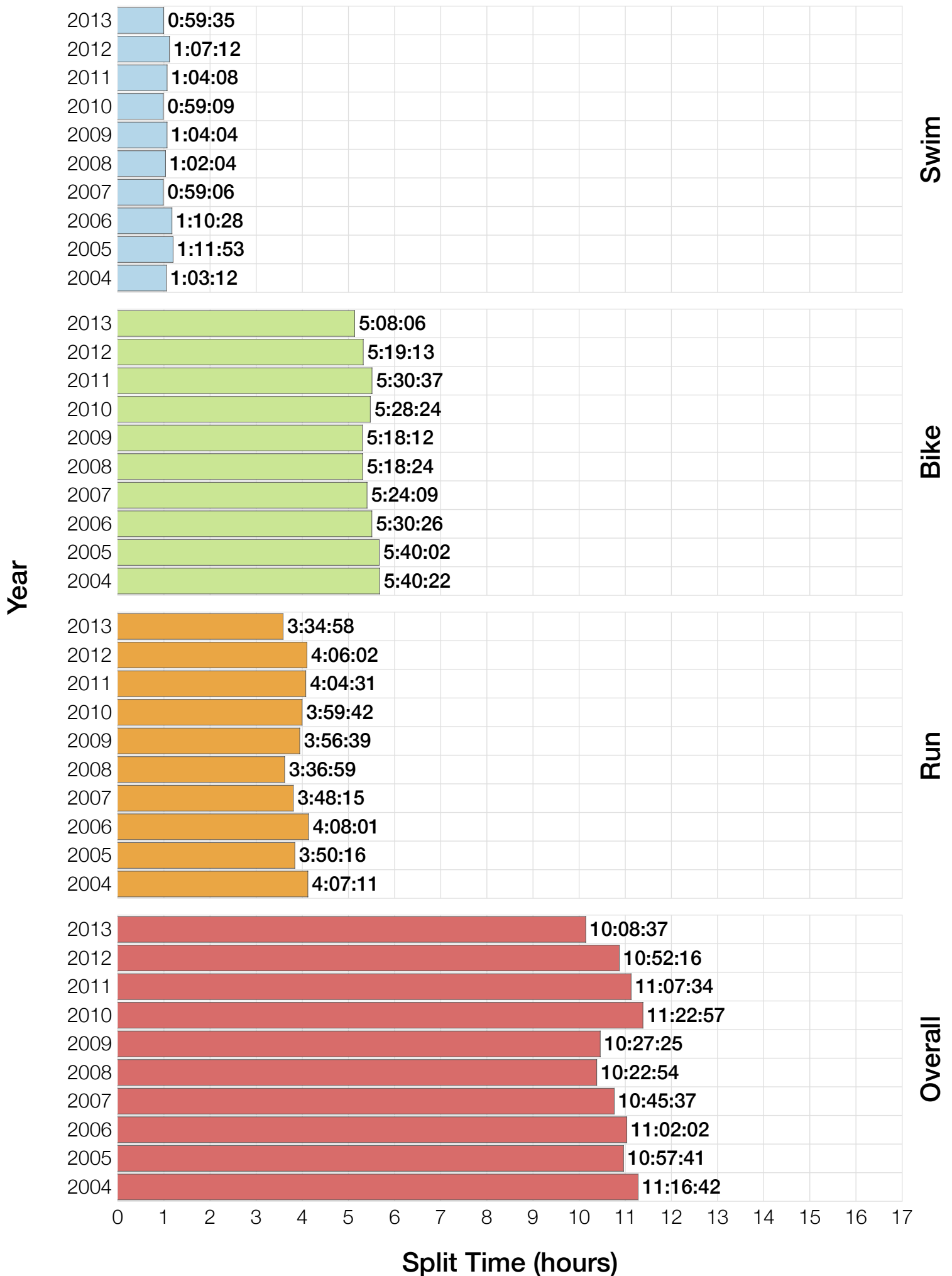
F50-54 Overall



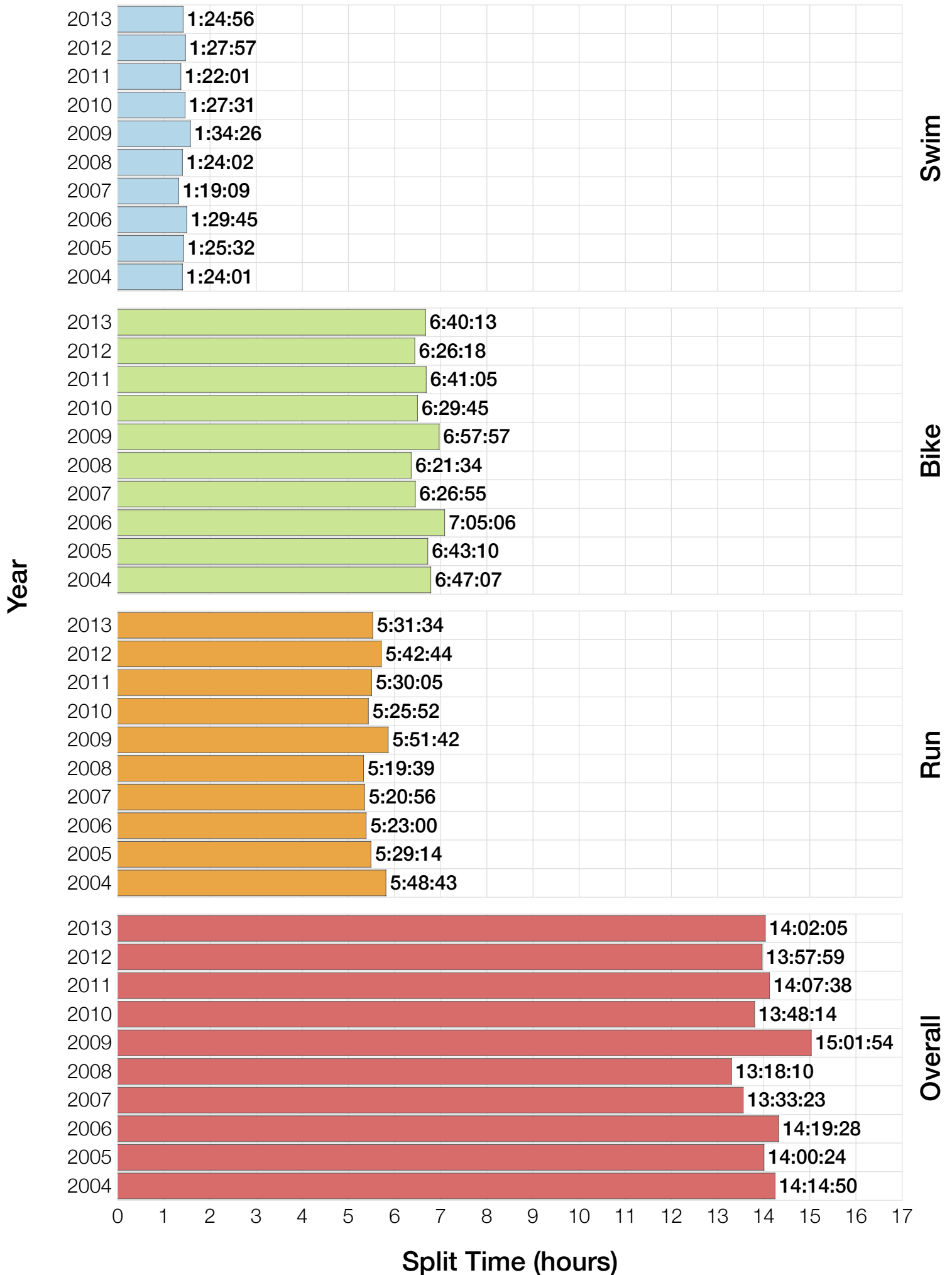
F50-54 Overall



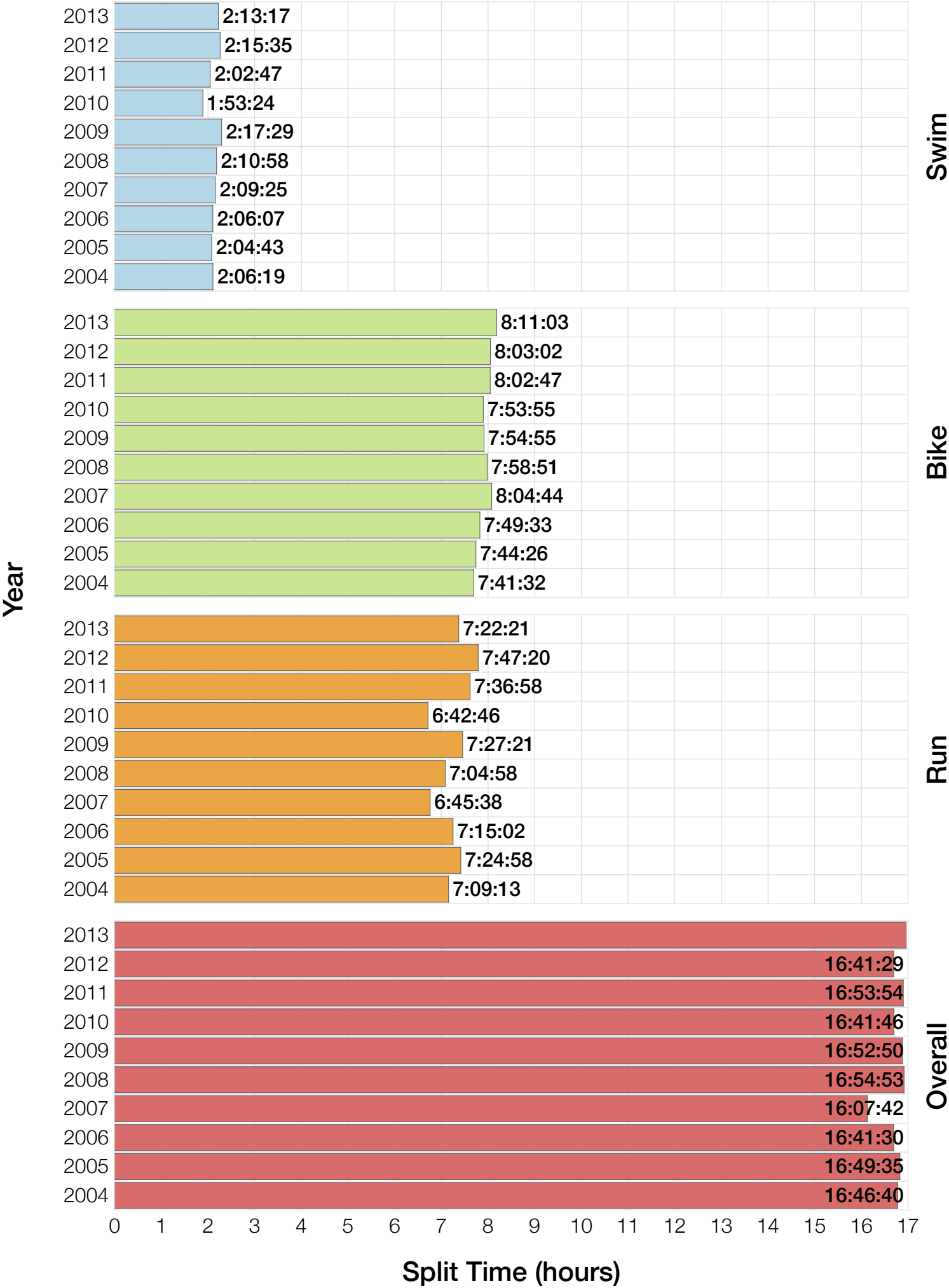
F50-54 Fastest Splits



F50-54 Median Splits

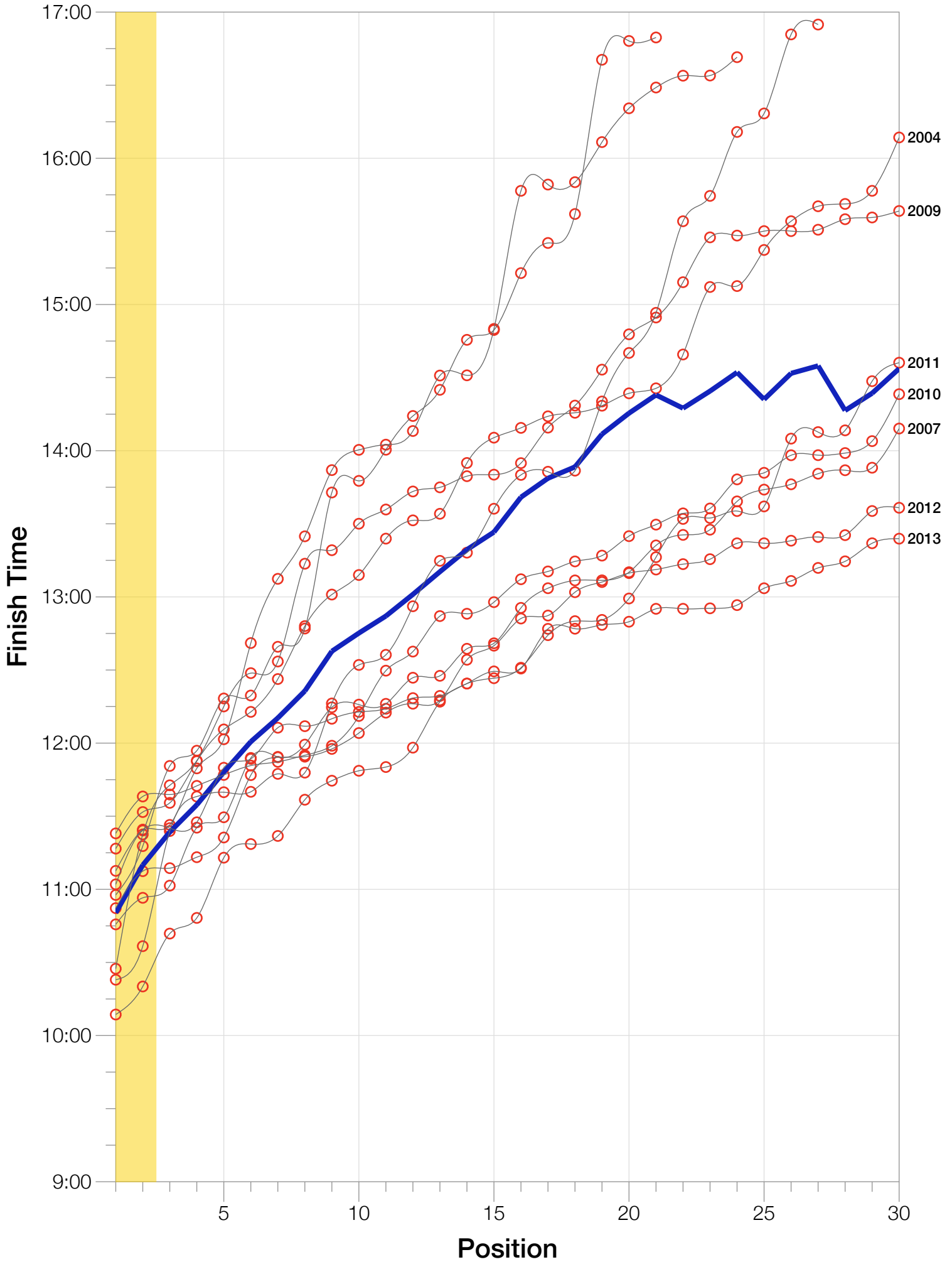


F50-54 Slowest Splits



F50-54 Top 30 Finishing Splits

Estimated Kona Slot Average Finishing Time Finishing Time



F50-54 Top 10 and Kona Times and Splits

Summary Statistics

| Position | Swim Time | Bike Time | Run Time | Overall Time |
|-----------------------------------|----------------|----------------|----------------|-----------------|
| Average Male Winner | 0:51:06 | 4:26:23 | 2:53:14 | 8:15:08 |
| Average Female Winner | 0:58:26 | 4:55:40 | 3:09:49 | 9:09:01 |
| Average 1st Age Grouper | 1:10:22 | 5:31:37 | 3:57:36 | 10:50:22 |
| Average 2nd Age Grouper | 1:10:55 | 5:37:12 | 4:09:45 | 11:09:57 |
| Average 3rd Age Grouper | 1:09:39 | 5:38:24 | 4:24:23 | 11:23:31 |
| Average 4th Age Grouper | 1:11:59 | 5:40:36 | 4:29:11 | 11:34:40 |
| Average 5th Age Grouper | 1:17:48 | 5:48:20 | 4:28:35 | 11:48:06 |
| Average 6th Age Grouper | 1:18:32 | 6:02:22 | 4:25:19 | 12:00:35 |
| Average 7th Age Grouper | 1:18:46 | 5:56:09 | 4:41:02 | 12:10:19 |
| Average 8th Age Grouper | 1:17:13 | 6:08:44 | 4:40:24 | 12:21:23 |
| Average 9th Age Grouper | 1:18:35 | 6:12:36 | 4:51:43 | 12:37:42 |
| Average 10th Age Grouper | 1:18:29 | 6:13:15 | 4:58:24 | 12:45:09 |
| Kona Qualifier Average | 1:10:39 | 5:34:25 | 4:03:41 | 11:00:09 |
| Top 10 Age Grouper Average | 1:15:14 | 5:52:55 | 4:30:38 | 11:52:10 |

Florida 2013

| Position | Swim Time | Bike Time | Run Time | Overall Time |
|-----------------------------------|----------------|----------------|----------------|-----------------|
| Male Winner | 0:55:23 | 4:15:15 | 2:37:29 | 7:53:12 |
| Female Winner | 1:00:14 | 4:35:49 | 3:01:55 | 8:43:07 |
| 1st Age Grouper | 1:13:43 | 5:08:06 | 3:34:58 | 10:08:37 |
| 2nd Age Grouper | 1:16:01 | 5:13:31 | 3:41:16 | 10:20:08 |
| 3rd Age Grouper | 1:02:28 | 5:28:17 | 4:01:39 | 10:41:50 |
| 4th Age Grouper | 0:59:35 | 5:21:58 | 4:16:00 | 10:48:16 |
| 5th Age Grouper | 1:20:55 | 5:14:14 | 4:23:04 | 11:12:59 |
| 6th Age Grouper | 1:18:02 | 5:28:26 | 4:16:10 | 11:18:35 |
| 7th Age Grouper | 1:14:12 | 5:30:28 | 4:27:20 | 11:21:54 |
| 8th Age Grouper | 1:07:25 | 5:34:31 | 4:41:04 | 11:36:46 |
| 9th Age Grouper | 1:15:13 | 5:51:53 | 4:19:47 | 11:44:34 |
| 10th Age Grouper | 1:23:57 | 6:07:59 | 4:00:49 | 11:48:39 |
| Kona Qualifier Average | 1:14:52 | 5:10:48 | 3:38:07 | 10:14:22 |
| Top 10 Age Grouper Average | 1:13:09 | 5:29:56 | 4:10:12 | 11:06:13 |

Florida 2012

| Position | Swim Time | Bike Time | Run Time | Overall Time |
|-----------------------------------|----------------|----------------|----------------|-----------------|
| Male Winner | 0:49:51 | 4:04:39 | 3:06:42 | 8:06:17 |
| Female Winner | 1:01:26 | 4:40:20 | 3:04:45 | 8:51:35 |
| 1st Age Grouper | 1:08:30 | 5:26:49 | 4:06:02 | 10:52:16 |
| 2nd Age Grouper | 1:10:32 | 5:36:15 | 4:10:23 | 11:07:27 |
| 3rd Age Grouper | 1:16:44 | 5:30:46 | 4:13:19 | 11:08:41 |
| 4th Age Grouper | 1:07:17 | 5:19:13 | 4:32:39 | 11:13:11 |
| 5th Age Grouper | 1:23:47 | 5:21:46 | 4:25:41 | 11:21:16 |
| 6th Age Grouper | 1:18:51 | 5:58:43 | 4:18:18 | 11:46:52 |
| 7th Age Grouper | 1:21:30 | 5:42:21 | 4:37:52 | 11:54:11 |
| 8th Age Grouper | 1:33:27 | 5:42:54 | 4:25:14 | 11:54:26 |
| 9th Age Grouper | 1:27:41 | 5:53:31 | 4:21:47 | 11:57:37 |
| 10th Age Grouper | 1:07:12 | 5:45:31 | 5:01:03 | 12:04:08 |
| Kona Qualifier Average | 1:09:31 | 5:31:32 | 4:08:12 | 10:59:51 |
| Top 10 Age Grouper Average | 1:17:33 | 5:37:46 | 4:25:13 | 11:32:00 |

Florida 2011

| Position | Swim Time | Bike Time | Run Time | Overall Time |
|-----------------------------------|----------------|----------------|----------------|-----------------|
| Male Winner | 0:51:18 | 4:19:55 | 2:43:47 | 7:59:42 |
| Female Winner | 1:02:03 | 4:53:42 | 2:53:26 | 8:55:10 |
| 1st Age Grouper | 1:04:08 | 5:35:41 | 4:16:35 | 11:07:34 |
| 2nd Age Grouper | 1:04:42 | 5:51:03 | 4:19:44 | 11:24:31 |
| 3rd Age Grouper | 1:08:59 | 5:30:37 | 4:32:45 | 11:25:07 |
| 4th Age Grouper | 1:20:07 | 5:49:24 | 4:04:31 | 11:27:30 |
| 5th Age Grouper | 1:20:17 | 6:07:16 | 4:07:13 | 11:49:53 |
| 6th Age Grouper | 1:17:57 | 6:12:54 | 4:05:14 | 11:53:32 |
| 7th Age Grouper | 1:23:25 | 6:03:39 | 4:25:57 | 12:06:19 |
| 8th Age Grouper | 1:17:43 | 6:08:57 | 4:22:54 | 12:06:57 |
| 9th Age Grouper | 1:18:51 | 5:54:37 | 4:42:31 | 12:10:00 |
| 10th Age Grouper | 1:06:44 | 5:57:57 | 4:52:36 | 12:12:48 |
| Kona Qualifier Average | 1:04:25 | 5:43:22 | 4:18:09 | 11:16:02 |
| Top 10 Age Grouper Average | 1:14:17 | 5:55:12 | 4:23:00 | 11:46:25 |

Florida 2010

| Position | Swim Time | Bike Time | Run Time | Overall Time |
|-----------------------------------|----------------|----------------|----------------|-----------------|
| Male Winner | 0:51:45 | 4:35:55 | 2:43:08 | 8:15:59 |
| Female Winner | 1:04:37 | 4:52:35 | 3:04:52 | 9:07:49 |
| 1st Age Grouper | 1:12:46 | 6:00:06 | 3:59:42 | 11:22:57 |
| 2nd Age Grouper | 0:59:09 | 5:37:02 | 4:48:08 | 11:38:06 |
| 3rd Age Grouper | 1:10:21 | 5:48:54 | 4:23:46 | 11:38:54 |
| 4th Age Grouper | 1:04:51 | 6:02:22 | 4:20:02 | 11:42:27 |
| 5th Age Grouper | 1:13:17 | 5:57:23 | 4:16:10 | 11:46:56 |
| 6th Age Grouper | 1:13:29 | 5:53:45 | 4:26:31 | 11:50:47 |
| 7th Age Grouper | 1:17:10 | 6:02:49 | 4:12:01 | 11:52:19 |
| 8th Age Grouper | 1:11:18 | 6:04:26 | 4:27:34 | 11:55:01 |
| 9th Age Grouper | 1:09:21 | 5:59:02 | 4:38:31 | 11:58:55 |
| 10th Age Grouper | 1:27:54 | 6:15:49 | 4:03:53 | 12:11:08 |
| Kona Qualifier Average | 1:05:57 | 5:48:34 | 4:23:55 | 11:30:31 |
| Top 10 Age Grouper Average | 1:11:57 | 5:58:09 | 4:21:37 | 11:47:45 |

Florida 2009

| Position | Swim Time | Bike Time | Run Time | Overall Time |
|-----------------------------------|----------------|----------------|----------------|-----------------|
| Male Winner | 0:53:44 | 4:28:03 | 2:57:11 | 8:24:29 |
| Female Winner | 0:59:48 | 4:52:24 | 3:11:29 | 9:08:38 |
| 1st Age Grouper | 1:04:04 | 5:18:12 | 3:56:39 | 10:27:25 |
| 2nd Age Grouper | 1:20:06 | 5:34:58 | 4:09:38 | 11:22:32 |
| 3rd Age Grouper | 1:04:12 | 5:38:08 | 4:45:16 | 11:42:41 |
| 4th Age Grouper | 1:16:13 | 5:29:18 | 4:51:23 | 11:52:49 |
| 5th Age Grouper | 1:21:54 | 6:11:11 | 4:28:50 | 12:15:03 |
| 6th Age Grouper | 1:24:04 | 6:03:39 | 4:41:34 | 12:28:43 |
| 7th Age Grouper | 1:20:34 | 5:39:18 | 5:16:41 | 12:33:30 |
| 8th Age Grouper | 1:13:42 | 6:43:34 | 5:00:41 | 13:13:37 |
| 9th Age Grouper | 1:19:56 | 6:09:14 | 5:32:29 | 13:19:10 |
| 10th Age Grouper | 1:23:08 | 6:19:50 | 5:33:56 | 13:30:02 |
| Kona Qualifier Average | 1:12:05 | 5:26:35 | 4:03:08 | 10:54:58 |
| Top 10 Age Grouper Average | 1:16:47 | 5:54:44 | 4:49:42 | 12:16:33 |

Florida 2008

| Position | Swim Time | Bike Time | Run Time | Overall Time |
|-----------------------------------|----------------|----------------|----------------|-----------------|
| Male Winner | 0:48:15 | 4:18:59 | 2:57:19 | 8:07:59 |
| Female Winner | 0:54:54 | 4:59:05 | 3:08:07 | 9:07:48 |
| 1st Age Grouper | 1:06:49 | 5:18:58 | 3:48:30 | 10:22:54 |
| 2nd Age Grouper | 1:10:00 | 5:41:13 | 3:36:59 | 10:36:40 |
| 3rd Age Grouper | 1:02:04 | 5:39:47 | 4:33:03 | 11:23:55 |
| 4th Age Grouper | 1:16:43 | 5:18:24 | 4:49:14 | 11:38:05 |
| 5th Age Grouper | 1:10:33 | 5:23:51 | 4:58:32 | 11:39:51 |
| 6th Age Grouper | 1:15:34 | 5:58:25 | 4:14:44 | 11:40:01 |
| 7th Age Grouper | 1:29:48 | 5:49:19 | 4:12:54 | 11:47:23 |
| 8th Age Grouper | 1:12:40 | 5:35:29 | 4:47:55 | 11:47:53 |
| 9th Age Grouper | 1:14:01 | 6:21:34 | 4:29:25 | 12:16:16 |
| 10th Age Grouper | 1:18:32 | 5:42:55 | 5:19:20 | 12:32:05 |
| Kona Qualifier Average | 1:08:24 | 5:30:05 | 3:42:44 | 10:29:47 |
| Top 10 Age Grouper Average | 1:13:40 | 5:40:59 | 4:29:03 | 11:34:30 |

Florida 2007

| Position | Swim Time | Bike Time | Run Time | Overall Time |
|-----------------------------------|----------------|----------------|----------------|-----------------|
| Male Winner | 0:50:38 | 4:35:13 | 2:51:56 | 8:21:29 |
| Female Winner | 0:50:43 | 4:59:21 | 3:11:12 | 9:05:35 |
| 1st Age Grouper | 1:10:15 | 5:37:07 | 3:48:15 | 10:45:37 |
| 2nd Age Grouper | 1:01:59 | 5:27:58 | 4:16:19 | 10:56:31 |
| 3rd Age Grouper | 1:05:02 | 5:24:09 | 4:22:30 | 11:01:31 |
| 4th Age Grouper | 1:06:51 | 5:34:02 | 4:36:40 | 11:25:18 |
| 5th Age Grouper | 1:13:23 | 5:46:19 | 4:20:38 | 11:29:34 |
| 6th Age Grouper | 1:19:06 | 5:48:36 | 4:35:58 | 11:53:55 |
| 7th Age Grouper | 1:20:09 | 5:40:34 | 4:42:45 | 11:54:21 |
| 8th Age Grouper | 1:11:38 | 5:59:57 | 4:33:39 | 11:59:23 |
| 9th Age Grouper | 0:59:06 | 6:02:15 | 5:01:54 | 12:14:42 |
| 10th Age Grouper | 1:25:50 | 5:41:59 | 4:59:41 | 12:15:48 |
| Kona Qualifier Average | 1:06:07 | 5:32:32 | 4:02:17 | 10:51:04 |
| Top 10 Age Grouper Average | 1:11:19 | 5:42:17 | 4:31:49 | 11:35:40 |

Florida 2006

| Position | Swim Time | Bike Time | Run Time | Overall Time |
|-----------------------------------|----------------|----------------|----------------|-----------------|
| Male Winner | 0:50:28 | 4:34:07 | 2:54:12 | 8:22:44 |
| Female Winner | 0:58:27 | 5:14:02 | 3:11:39 | 9:28:28 |
| 1st Age Grouper | 1:12:55 | 5:30:26 | 4:08:01 | 11:02:02 |
| 2nd Age Grouper | 1:14:53 | 5:46:27 | 4:08:46 | 11:24:08 |
| 3rd Age Grouper | 1:10:28 | 5:51:25 | 4:15:26 | 11:26:26 |
| 4th Age Grouper | 1:14:34 | 6:04:20 | 4:18:02 | 11:49:38 |
| 5th Age Grouper | 1:20:00 | 5:50:41 | 4:39:17 | 12:01:35 |
| 6th Age Grouper | 1:19:28 | 6:53:00 | 4:08:58 | 12:41:04 |
| 7th Age Grouper | 1:19:38 | 6:28:04 | 5:03:28 | 13:07:25 |
| 8th Age Grouper | 1:27:59 | 6:33:20 | 5:09:12 | 13:24:52 |
| 9th Age Grouper | 1:41:10 | 6:55:34 | 4:52:47 | 13:52:02 |
| 10th Age Grouper | 1:19:07 | 6:46:19 | 5:34:47 | 14:00:21 |
| Kona Qualifier Average | 1:13:54 | 5:38:26 | 4:08:23 | 11:13:05 |
| Top 10 Age Grouper Average | 1:20:01 | 6:15:57 | 4:37:52 | 12:28:57 |

Florida 2005

| Position | Swim Time | Bike Time | Run Time | Overall Time |
|-----------------------------------|----------------|----------------|----------------|-----------------|
| Male Winner | 0:50:05 | 4:35:34 | 2:59:22 | 8:28:26 |
| Female Winner | 1:02:21 | 5:05:01 | 3:22:03 | 9:33:09 |
| 1st Age Grouper | 1:15:14 | 5:40:02 | 3:50:16 | 10:57:41 |
| 2nd Age Grouper | 1:11:53 | 5:43:19 | 4:10:16 | 11:17:44 |
| 3rd Age Grouper | 1:20:15 | 5:50:48 | 4:29:37 | 11:50:38 |
| 4th Age Grouper | 1:25:53 | 5:58:24 | 4:21:14 | 11:56:53 |
| 5th Age Grouper | 1:14:43 | 6:17:18 | 4:38:23 | 12:18:19 |
| 6th Age Grouper | 1:26:00 | 5:50:12 | 4:51:36 | 12:19:32 |
| 7th Age Grouper | 1:11:56 | 6:12:13 | 4:58:37 | 12:39:32 |
| 8th Age Grouper | 1:17:28 | 6:49:37 | 4:19:30 | 12:47:01 |
| 9th Age Grouper | 1:18:04 | 6:38:45 | 5:29:14 | 13:42:51 |
| 10th Age Grouper | 1:15:16 | 6:44:44 | 5:34:23 | 13:47:37 |
| Kona Qualifier Average | 1:13:33 | 5:41:40 | 4:00:16 | 11:07:42 |
| Top 10 Age Grouper Average | 1:17:40 | 6:10:32 | 4:40:18 | 12:21:46 |

Florida 2004

| Position | Swim Time | Bike Time | Run Time | Overall Time |
|-----------------------------------|----------------|----------------|----------------|-----------------|
| Male Winner | 0:49:35 | 4:36:12 | 3:01:15 | 8:31:07 |
| Female Winner | 0:49:48 | 5:04:27 | 3:28:47 | 9:28:54 |
| 1st Age Grouper | 1:15:25 | 5:40:46 | 4:07:11 | 11:16:42 |
| 2nd Age Grouper | 1:19:59 | 5:40:22 | 4:16:10 | 11:31:43 |
| 3rd Age Grouper | 1:16:02 | 5:41:17 | 4:26:29 | 11:35:29 |
| 4th Age Grouper | 1:07:49 | 5:48:44 | 4:42:09 | 11:52:34 |
| 5th Age Grouper | 1:19:17 | 5:53:22 | 4:28:11 | 12:05:37 |
| 6th Age Grouper | 1:12:54 | 6:16:06 | 4:34:07 | 12:12:49 |
| 7th Age Grouper | 1:09:21 | 6:12:52 | 4:52:54 | 12:26:18 |
| 8th Age Grouper | 1:18:56 | 6:14:38 | 4:56:20 | 12:48:01 |
| 9th Age Grouper | 1:22:29 | 6:19:38 | 5:08:46 | 13:00:58 |
| 10th Age Grouper | 1:17:19 | 6:49:27 | 4:43:41 | 13:08:59 |
| Kona Qualifier Average | 1:17:42 | 5:40:34 | 4:11:40 | 11:24:12 |
| Top 10 Age Grouper Average | 1:15:57 | 6:03:43 | 4:37:35 | 12:11:55 |